

AquaChek 551236

AquaChek 7-Way Pool and Spa Test Strips

Instruction Manual

1. INTRODUCTION

The AquaChek 7-Way Pool and Spa Test Strips provide a quick and accurate method for testing the most critical parameters of your pool or spa water. Regular testing is essential for maintaining balanced water chemistry, ensuring swimmer safety, and prolonging the life of your pool equipment.

These strips test for the following seven parameters:

- pH
- Total Chlorine
- Free Chlorine
- Bromine
- Total Alkalinity
- Total Hardness
- Cyanuric Acid (Stabilizer)



Image 1.1: AquaChek 7-Way Pool and Spa Test Strips bottle.

2. PRODUCT FEATURES

- **7-in-1 Testing:** Simultaneously tests pH, Total Chlorine, Free Chlorine, Bromine, Alkalinity, Total Hardness, and Cyanuric Acid.
- **Accurate Results:** Utilizes medical industry technology for reliable readings comparable to liquid tests.
- **Easy to Use:** Simple dip-and-read method eliminates messy drops and complex procedures.
- **Clear Color Pads:** Designed with unique paper to optimize color vibrancy and prevent color-bleeding for precise comparison.
- **Trusted Quality:** Backed by over 35 years of expertise in water quality analysis.

AquaChek 7-Way Test Strips

Tests the most critical parameters:

✓ **Free Chlorine**

✓ **Total Chlorine/Bromine**

✓ **pH**

✓ **Total Alkalinity**

✓ **Cyanuric Acid**

✓ **Total Hardness**

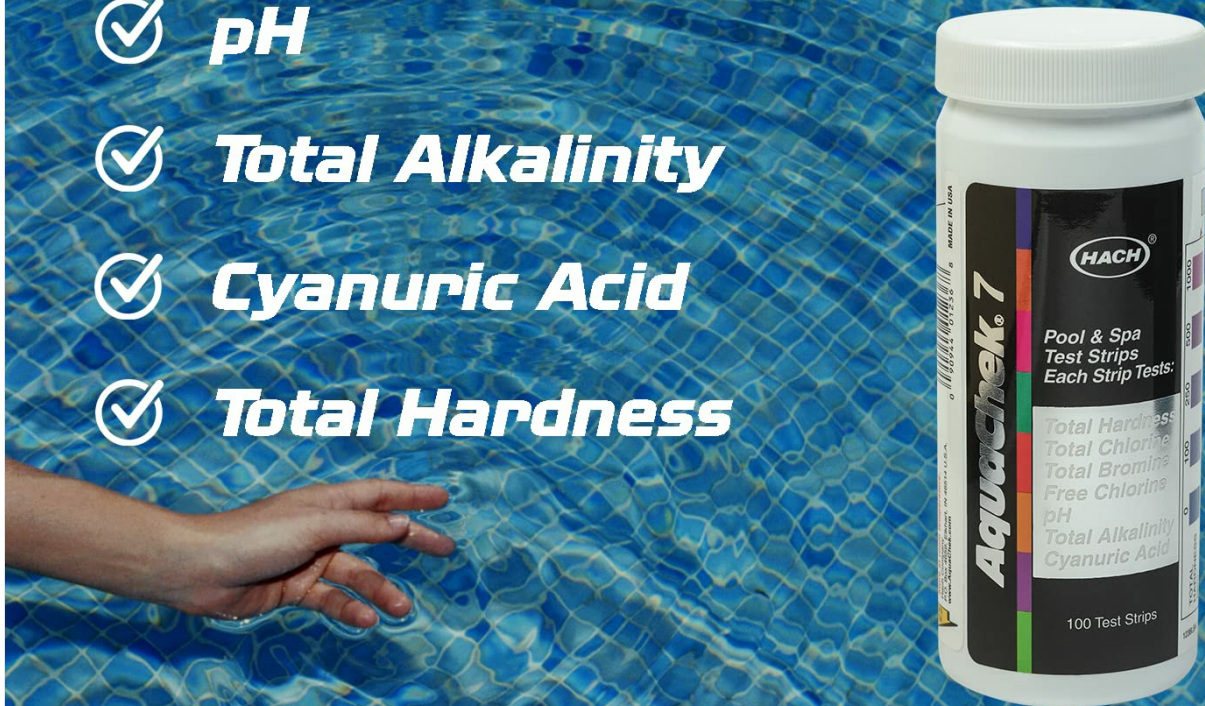


Image 2.1: Visual representation of the seven parameters tested by AquaChek strips.

3. SETUP AND GETTING STARTED

3.1 What's in the Box

Each AquaChek 7-Way Pool and Spa Test Strips package contains:

- One bottle of 100 AquaChek 7-Way Test Strips.
- Color chart on the bottle label for result comparison.

3.2 Initial Preparation

Before first use, ensure the bottle is sealed and stored in a cool, dry place away from direct sunlight and moisture. Do not remove the desiccant packet from the bottle.

4. OPERATING INSTRUCTIONS

Follow these simple steps for accurate water testing:

1. **Dip the Test Strip:** Dip one test strip into the water of your pool or spa.
2. **Remove Immediately:** Remove the strip from the water without shaking off excess water.
3. **Wait 15 Seconds:** Hold the strip level for 15 seconds to allow the color pads to develop.
4. **Compare Colors:** Compare the colors on the test strip to the color chart on the bottle label. For best results on Cyanuric Acid, pH, and Total Alkalinity, ensure the pH is between 7.0-8.4 and Total Alkalinity is at or below 240 ppm.



Image 4.1: AquaChek test strip placed on the edge of a pool after dipping.



Image 4.2: Proper technique for dipping an AquaChek test strip into the water.

It is recommended to test your pool or spa water at least twice a week to ensure safe and balanced water chemistry.

5. MAINTENANCE

5.1 Storage

To maintain the accuracy and shelf life of your test strips, store the bottle in a cool, dry place, away from direct sunlight and moisture. Ensure the cap is tightly closed immediately after removing a strip to prevent exposure to humidity.



Image 5.1: Back of the AquaChek bottle showing directions and important storage information.

5.2 Shelf Life

Refer to the "Use by Date" printed on the bottom of the bottle for the recommended shelf life. For optimal accuracy, use the strips before this date.

6. TROUBLESHOOTING

6.1 Inconsistent Results

- Ensure the strip is dipped and removed immediately, without shaking.
- Verify the 15-second waiting period before comparing colors.
- Check the expiration date on the bottle.
- Ensure the bottle cap is tightly sealed after each use to prevent moisture contamination.

6.2 Difficulty Reading Colors





- Compare the strip to the color chart in good, natural lighting.
- Avoid comparing colors under direct sunlight or artificial light that may alter perception.
- Ensure the color pads are not smudged or wet from handling.

7. SPECIFICATIONS

Specification	Detail
Product Name	AquaChek 7-Way Pool and Spa Test Strips
Model Number	551236
Tests For	pH, Total Chlorine, Free Chlorine, Bromine, Alkalinity, Total Hardness, Cyanuric Acid
Unit Count	100 Test Strips
Product Dimensions	1 x 1 x 1 inches
Item Weight	0.1 ounces
Manufacturer	AquaChek
Recommended Use	Swimming Pool, Spa, Hot Tub Water Testing

8. WARRANTY AND SUPPORT

AquaChek products are manufactured to high-quality standards. For any questions regarding product performance, usage, or support, please visit the official AquaChek website or contact their customer service. You can find more information and products from AquaChek by visiting their official store: [AquaChek Store on Amazon](#).

 <p>AquaChek White Salt Test Strips</p> <p>Follow these easy instructions:</p> <ol style="list-style-type: none"> 1. Remove the strip from the container and hold it by the ends. 2. Dip the strip into the water sample for 10 seconds. 3. Remove the strip and wait 10 seconds for the color to develop. <p>Then, look at the color chart to determine the salt level.</p> <p>Why is the salt level important?</p> <p>Proper salt levels are essential for the proper operation of saltwater chlorine generators. If the salt level is too low, the generator will not produce enough chlorine to sanitize the water. If the salt level is too high, it can cause scaling and corrosion.</p> <p>How to adjust salt levels:</p> <p>To raise the salt level, add salt to the pool. To lower the salt level, dilute the pool water with fresh water.</p> <p>For more information, visit www.aquachek.com</p>	<p>AquaChek White Salt Test Strips: Pool and Spa Water Testing Guide</p> <p>Learn how to accurately measure salt levels in your pool or spa using AquaChek White test strips. This guide provides step-by-step instructions, usage tips, and a salt concentration chart.</p>
 <p>Pool and Spa Water Testing, Sanitization, and Equipment Catalog</p> <p>This comprehensive catalog from Cinderella Inc. features a wide range of pool and spa water testing kits, strips, reagents, sanitizers, chlorine generators, feeders, flow meters, timers, and anodes from leading brands including AquaChek, Taylor, LaMotte, Hayward, Pentair, and many others. Essential products for maintaining water quality and pool health.</p>	<p>Pool and Spa Water Testing, Sanitization, and Equipment Catalog</p> <p>This comprehensive catalog from Cinderella Inc. features a wide range of pool and spa water testing kits, strips, reagents, sanitizers, chlorine generators, feeders, flow meters, timers, and anodes from leading brands including AquaChek, Taylor, LaMotte, Hayward, Pentair, and many others. Essential products for maintaining water quality and pool health.</p>
 <p>Trévi PILLE ET UN ESSENTIEL POUR L'ÉTÉ</p> <p>25% DE RÉBAIS SUR TOUTES LES ARTICLES</p> <p>Garantis</p> <p>NOUVELLE GÉNÉRATION DE PRODUITS</p> <p>29⁹⁹ 66⁹⁹ 48⁹⁹ 79⁹⁹ 58⁹⁹ 69⁹⁹</p>	<p>Trévi Pool Supplies: Chemicals, Accessories, Pumps & Heat Pumps - Summer Sale</p> <p>Discover Trévi's summer collection of pool chemicals, accessories, pumps, and heat pumps. Featuring special offers, Hydro-Québec energy-saving rebates, and free delivery on qualifying orders. Shop pool maintenance essentials for a perfect summer.</p>
 <p>GET READY FOR OUTDOOR LIVING</p> <p>afterpay</p> <p>25% OFF</p> <p>Big Range, Low Price, Local Advice</p>	<p>Mitre 10 Outdoor Living & Home Improvement Catalog - October 2022</p> <p>Discover a wide range of products for your home and garden at Mitre 10, including outdoor furniture, BBQs, gardening supplies, tools, kitchen and bathroom fixtures, and paint. Featuring special offers and deals valid October 2022.</p>

