

manuals.plus /

- › [Comfort](#) /
- › [Comfort Sunshiny Days Fabric Conditioner 750ml User Manual](#)

Comfort 501231

Comfort Sunshiny Days Fabric Conditioner 750ml User Manual

Model: 501231



1. PRODUCT OVERVIEW

The Comfort Sunshiny Days Fabric Conditioner is designed to provide long-lasting freshness, fragrance, and softness to your laundry. This 750ml bottle is formulated for use in washing machines to enhance the feel and scent of your clothes.



Image 1.1: Front view of the Comfort Sunshiny Days Fabric Conditioner 750ml bottle. The bottle is yellow with sunflower graphics and features the Comfort logo, "Sunshiny Days" scent name, and indicates "21 washes" and "All-Day Odour Defence."

2. SETUP AND OPERATING INSTRUCTIONS

Follow these steps for optimal use of Comfort Sunshiny Days Fabric Conditioner in your washing machine.

1. **Prepare Laundry:** Load your washing machine with clothes as usual.
2. **Measure Conditioner:** Refer to your washing machine's dispenser markings or the product label for the recommended dosage. For a standard wash, typically a capful or specific measurement (e.g., 35-40ml) is used. The 750ml volume refers to the total content of this bottle, designed for approximately 21 washes.
3. **Add to Dispenser:** Pour the measured fabric conditioner into the designated fabric softener compartment of your washing machine's detergent drawer. Do not pour directly onto clothes.
4. **Start Wash Cycle:** Select your desired wash cycle and start the machine. The conditioner will be automatically dispensed during the rinse cycle.

Important Note: Do not mix fabric conditioner with detergent in the same compartment, as this can reduce effectiveness.

3. MAINTENANCE AND STORAGE

Proper storage ensures the longevity and effectiveness of your fabric conditioner.

- **Storage Location:** Store in a cool, dry place, away from direct sunlight and extreme temperatures.
- **Cap Security:** Ensure the cap is tightly closed after each use to prevent spills and maintain product quality.
- **Freezing:** Do not allow the product to freeze. If it does, thaw completely and shake well before use.

4. SAFETY INFORMATION

Read and follow all safety precautions to prevent accidents and ensure safe use.

- **Keep Out of Reach of Children:** This product is not for consumption.
- **Eye Contact:** In case of contact with eyes, rinse immediately with plenty of water. If irritation persists, seek medical advice.
- **Skin Contact:** Prolonged skin contact may cause irritation. Wash hands thoroughly after handling.
- **Ingestion:** If swallowed, seek medical attention immediately and show this container or label.
- **Flammability:** Fabric softeners can increase the flammability of clothing. Do not use this product on children's sleepwear or other garments labeled as flame resistant as it may reduce flame resistance.

5. TROUBLESHOOTING

If you encounter issues with your fabric conditioner, consider the following:

- **Clothes Not Soft/Fragrant:**
 - Ensure the conditioner was added to the correct dispenser compartment.
 - Check if the dispenser is clogged and clean if necessary.
 - Verify that the correct dosage was used for the load size.
- **Residue on Clothes:**
 - Reduce the amount of conditioner used.
 - Ensure the dispenser is clean and free from blockages.

6. SPECIFICATIONS

Brand	Comfort
Model Number	501231
Volume	750 Milliliters (25.36 Fluid Ounces)
Scent	Sunshiny Days (Sunflower)
Item Form	Liquid
Item Weight	1.85 pounds
Package Dimensions	8 x 3.4 x 3 inches
Manufacturer	Comfort

7. DISPOSAL INFORMATION

Once the product is empty, please dispose of the bottle responsibly according to your local recycling guidelines. The bottle is typically made of recyclable plastic.





8. WARRANTY AND SUPPORT



Specific warranty information for Comfort Sunshiny Days Fabric Conditioner is not provided in the product data. For any product-related inquiries or support, please refer to the contact information on the product packaging or visit the official Comfort brand website.




© 2023 Comfort. All rights reserved.

Related Documents - 501231

	<p>Comfort Stand Fan CF-16WB Instruction Manual</p> <p>Official instruction manual for the Comfort Stand Fan, model CF-16WB. Includes safety instructions, assembly guide, operation details, troubleshooting tips, and technical specifications.</p>
	<p>Comfort 18 Inch Stand Fan (COM-18BK) - User Manual</p> <p>User manual for the Comfort 18 Inch Stand Fan (Model COM-18BK). Provides essential safety instructions, assembly guidance, operating procedures, cleaning tips, and storage recommendations for optimal use.</p>
	<p>Comfort Collection 2025: Skirting Boards and Accessories</p> <p>Discover the Comfort Collection 2025 from ECOPROF, featuring a wide range of high-quality skirting boards and accessories. Explore classic and retro styles, diverse finishes, and easy installation solutions for modern homes.</p>
	<p>Siemens SIMATIC HMI Comfort Panels Operating Instructions</p> <p>Detailed guide for Siemens SIMATIC HMI Comfort Panels, covering installation, commissioning, operation, maintenance, and technical details for models like KP400, TP700, and others. Includes safety guidelines and system configuration.</p>

	<p>Comfort Dura Portable Air Conditioner User Manual</p> <p>This user manual provides comprehensive instructions for the Comfort Dura Portable Air Conditioner, covering setup, operation, maintenance, and troubleshooting. Learn how to use your portable air conditioner effectively for cooling, heating, and dehumidifying your space.</p>
	<p>Horizon Fitness Ergometer Bedienungsanleitung: Comfort Serie Modelle</p> <p>Umfassende Anleitung für Horizon Fitness Fahrradergometer der Comfort Serie (Comfort 3, 5i, 6i, 7i, 8i, Ri). Enthält Montage-, Sicherheits- und Bedienungshinweise sowie Trainingsprogramme.</p>

Documents - Comfort – 501231



[Tractel Master Catalog & Reference Guide: Height Safety Solutions](#)

Comprehensive catalog from Tractel featuring a wide range of height safety solutions, including guardrail systems, fall arrest equipment, harnesses, lanyards, and confined space access systems. Explore products like SafetyRail 2000, BlueWater, Fabenco, and more.

lang:en score:19 filesize: 4.23 M page_count: 92 document date: 2025-07-31



[\[pdf\] User Manual Accessories](#)

SPRING Rackcdn over ridden for manual watering 724489 \$27 99 transmission with power take off 30 steel deck 13 front and Features 150 bluetooth smart range spring merchandise book giveaway2018 86cb8127dc14737f5057 7c0671222953158607ea93d5febd68b4 ssl cf1 rackcdn 838 assets 439000 439578

SPRING MERCHANDISE BOOK MARCH - MAY ENTER TODAY TO WIN ONE OF TWO 500 SHOPPING GIVEAWAYS SEE ... , bedrooms, offices, utility work areas, stairways, and other rooms in the house. 501233 43.49 11 **501231** 32.49 LED SHOP LIGHT FIXTURE 2,900 lumens. 25W. Metal housing with decorative plastic end c...

lang:en score:10 filesize: 19.58 M page_count: 61 document date: 2018-01-03