

## PWR+ PWR-TAH12020N-087

# Instruction Manual

## PWR+ AC ADAPTER RAPID CHARGER FOR JBL FLIP 1 SPEAKER

Model: PWR-TAH12020N-087

### Introduction

This manual provides essential information for the safe and effective use of your PWR+ AC Adapter, specifically designed for the JBL Flip 1 Portable Stereo Wireless Speaker. Please read this manual thoroughly before using the product.



Image: The PWR+ AC Adapter, featuring a black casing, a blue LED indicator, and an L-type connector cable. The cable is neatly coiled with a velcro strap.

## Setup and Compatibility

Before connecting the adapter, ensure your device is compatible with the PWR+ AC Adapter. This adapter is specifically designed for the **JBL Flip 1 Portable Stereo Wireless Speaker**.

### Compatibility Check:

- Verify the charging port on your JBL Flip speaker matches the L-type connector of this adapter.
- This adapter is **not compatible** with JBL Flip 2 or JBL Flip 3 models.

✓ YES

✗ NO



Image: A visual guide showing the correct "YES" circular power port for the JBL Flip 1 and the incorrect "NO" micro-USB port found on other models, along with the corresponding L-type connector and a micro-USB connector.



## JBL FLIP



## JBL FLIP 2



## JBL FLIP 3



Image: A visual comparison of the JBL Flip 1 (compatible), JBL Flip 2 (not compatible), and JBL Flip 3 (not compatible) speakers, highlighting the design differences.

### Initial Setup:

1. Unpack the PWR+ AC Adapter from its packaging.
2. Ensure the power outlet is easily accessible and free from obstructions.
3. Connect the L-type connector of the adapter firmly into the charging port of your JBL Flip 1 speaker.
4. Plug the AC adapter into a standard wall power outlet (100-240V).

### Operating Instructions

Once connected, the adapter will begin charging your JBL Flip 1 speaker. The adapter features a blue LED indicator to confirm power is being supplied.

### Charging Process:

- Plug the adapter into a wall outlet. The blue LED on the adapter will illuminate, indicating it is receiving power.
- Connect the L-type connector to your JBL Flip 1 speaker. The speaker's charging indicator (if present) will

show its charging status.

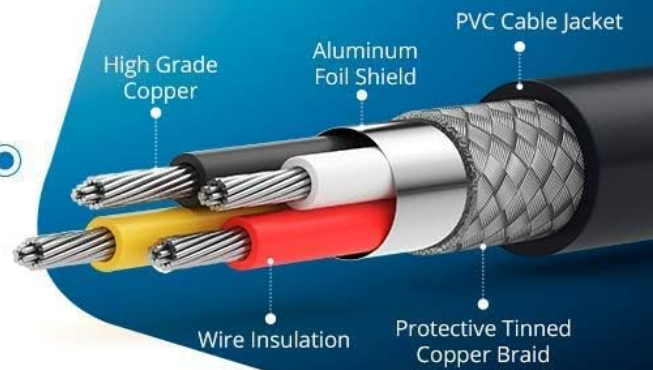
- The adapter provides Smart Power: 12V 2A (compatible with 9-12V 1.5-2A devices).
- The extra-long 6.5 ft power cord provides flexibility in placement.

# Power Fast With **PWR+**



## Safe & Reliable

Made with high quality materials



## Extra Long Power Cord

**6.5 FT Total Cord Length** keeps you plugged-in at any work environment



## Reinforced Stress Points

Withstand more wear and tear



## Built-In Safety Protections

Designed with Safety in mind

**SCP**

Short  
Circuit  
Protection

**OCP**

Over  
Current  
Protection

**OVP**

Over  
Voltage  
Protection

**OPT**

Over  
Temperature  
Protection



Image: An infographic detailing the internal construction of the PWR+ adapter, including high-grade copper, aluminum foil shield, PVC cable jacket, and protective tinned copper braid. It also highlights built-in safety protections like Short Circuit Protection (SCP), Over Current Protection (OCP), Over Voltage Protection (OVP), and Over Temperature Protection (OPT).

## Maintenance and Care

Proper care will extend the lifespan of your PWR+ AC Adapter.

- **Cleaning:** Disconnect the adapter from the power outlet and your device before cleaning. Use a soft, dry cloth to wipe the surface. Do not use liquid cleaners or aerosols.
- **Storage:** Store the adapter in a cool, dry place when not in use. Avoid extreme temperatures and direct sunlight.
- **Handling:** Do not bend or crimp the power cord excessively. Avoid placing heavy objects on the cord. The adapter features reinforced stress points for durability.
- **Moisture:** Keep the adapter away from water and other liquids. Do not operate if it has been exposed to moisture.

## Troubleshooting

If you encounter issues with your PWR+ AC Adapter, refer to the following common solutions:

Problem	Possible Cause	Solution
Adapter not charging device.	<ul style="list-style-type: none"><li>• Loose connection.</li><li>• Incompatible device.</li><li>• Power outlet issue.</li><li>• Damaged adapter/cable.</li></ul>	<ul style="list-style-type: none"><li>• Ensure all connections are firm.</li><li>• Verify your speaker is a JBL Flip 1 (refer to Setup section).</li><li>• Test the outlet with another device.</li><li>• Inspect adapter and cable for visible damage. If damaged, discontinue use.</li></ul>
Blue LED on adapter is off.	<ul style="list-style-type: none"><li>• No power from outlet.</li><li>• Adapter malfunction.</li></ul>	<ul style="list-style-type: none"><li>• Plug into a different, working outlet.</li><li>• If still off, the adapter may be faulty. Contact support.</li></ul>

If the problem persists after trying these steps, please contact PWR+ customer support.

## Product Specifications

Feature	Detail
Brand	PWR+
Model Number	PWR-TAH12020N-087
Input Voltage Range	100-240V
Output Power	12V 2A (compatible with 9-12V 1.5-2A)
Cable Length	6.5 ft (Extra Long)

Feature	Detail
Connector Type	L-type connector
Compatible Devices	JBL Flip 1 Portable Stereo Wireless Speaker (Model 6132A-JBLFLIP)
Safety Certification	UL Listed (E475124)
Country of Origin	Taiwan
Item Weight	6.7 ounces
Package Dimensions	5.79 x 3.19 x 3.03 inches

### Warranty Information

PWR+ stands behind the quality of its products.

- **Refund Policy:** 30 Days Refund.
- **Exchange Policy:** 24 Months Exchange.
- **Extended Warranty:** This product may be eligible for an extended warranty. Please refer to product packaging or contact support for details.

All PWR+ products are UL Listed, ensuring verifiable safety certification.



**Vs**





★★★★★ | 98% positive in the last 12 months

Safety Certification 

Shipping performance 30 days 

**Fulfilled by seller**  
Orders 100+Shipped on time 100%

**Detailed Seller Information** 

**Business Name:** PWRTECH LLC  
**Business Address:**  
15000 Woodinville-Redmond RD  
Ste B100  
Woodinville  
WA  
98072  
US

**GENERIC ADAPTER**  
★★★★★ | 

NO Safety Certification of Any Kind 

Shipping performance 

**Fulfilled by seller**  
Orders No ordersShipped on time No shipments

**Detailed Seller Information** 

**Business Name:** shanghaihongjung  
**Business Address:**  
waasjdkajshdk7888hao15zzhuang  
asdadasd  
shanghaishi  
201799  
CN

Image: A comparison highlighting the UL Safety Certification of the PWR+ adapter against a generic adapter lacking such certification, emphasizing the importance of safety standards.

Image: The official UL Listed certification logo, signifying that the product meets specific safety standards.



Image: The PWR+ AC Adapter displayed alongside its retail packaging, which prominently features a "2 year Extended warranty" sticker.


## Customer Support

For any questions, concerns, or assistance with your PWR+ AC Adapter, please contact our friendly customer support experts.

- PWR+ is a WA, USA based company.
- Visit the official PWR+ Store for more information and products: [PWR+ Amazon Store](#)


© 2024 PWR+. All rights reserved.

This manual is for informational purposes only. Specifications are subject to change without notice.




[DEWALT Domestic Wedge Anchor: Technical Specifications, Installation Guide, and Performance Data](#)

Detailed technical guide for DEWALT Domestic Wedge Anchors. Covers product description, applications, features, material specifications, installation instructions, performance data (ultimate and allowable load capacities), and ordering information for carbon steel, 303 stainless steel, and 316 stainless steel models.



[DEWALT 316 Stainless Steel Wedge-Bolt Screw Anchor Technical Guide](#)

Comprehensive technical guide for DEWALT's 316 Stainless Steel Wedge-Bolt screw anchor, detailing product features, applications, installation, performance data in concrete and masonry, and ordering information.




[DEWALT Power-Bolt Heavy-Duty Sleeve Anchor Technical Guide](#)

Comprehensive technical guide for DEWALT Power-Bolt heavy-duty sleeve anchors, detailing product specifications, applications, installation, performance data, and design criteria for concrete, masonry, and steel deck applications.



[Knog 2021 Outdoor Lighting and Accessories Catalogue](#)

Discover Knog's comprehensive 2021 catalogue featuring innovative and durable outdoor lighting solutions, including headlamps, bike lights, and the versatile PWR modular system, designed for adventure and sustainability.



[DEWALT 0.300" Head Drive Pins: Technical Guide & Specifications](#)

Explore DEWALT's 0.300" Head Drive Pins, standard flat head fasteners designed for reliable anchoring in concrete, steel, and masonry. View technical specifications, performance data, and ordering information for various applications.



[Knog PWR Modular Bike Lights & Power Banks: Quick Start Guide](#)

Concise guide for Knog PWR modular bike lights and power banks, detailing connection, charging, operation, features, and warranty. Includes setup instructions and app integration for mode customization.