

Logitech 920-004088

Logitech K360 Wireless Keyboard User Manual

Model: K360 (920-004088)

INTRODUCTION

The Logitech Wireless Keyboard K360 is designed for convenience and compactness, offering a space-saving design, familiar layout, and extended battery life. This manual provides essential information for setting up, operating, and maintaining your keyboard.

This keyboard is compatible with Windows XP, Windows Vista, Windows 7, Windows 8, Windows 10, and Mac operating systems, requiring a USB port for connection.

WHAT'S IN THE BOX

- Logitech K360 Wireless Keyboard
- Logitech Unifying Receiver (USB)
- 2 x AA Batteries (pre-installed)
- User Documentation (this manual)



WHAT'S IN THE BOX

Figure 1: Contents of the Logitech K360 Wireless Keyboard packaging.

SETUP

1. **Insert Batteries:** The Logitech K360 keyboard comes with 2 AA batteries pre-installed. If you need to replace them, locate the battery compartment on the underside of the keyboard, open it, and insert new AA batteries, ensuring correct polarity.
2. **Locate the Unifying Receiver:** The tiny Logitech Unifying receiver is typically stored inside the battery compartment or a small slot on the underside of the keyboard for safekeeping during transport.
3. **Connect the Receiver:** Plug the Logitech Unifying receiver into an available USB port on your computer.
4. **Power On the Keyboard:** Locate the On/Off switch on the top right side of the keyboard and slide it to the 'On' position.
5. **Automatic Connection:** The keyboard should automatically connect to the Unifying receiver. Your computer may install necessary drivers, which usually happens automatically.
6. **Test Functionality:** Open a text editor or web browser and begin typing to confirm the keyboard is working correctly.




Figure 2: The Logitech K360 offers simple plug-and-play setup with a 10-meter wireless range.

OPERATING THE KEYBOARD

The Logitech K360 features a compact full-size layout, including a numeric keypad and programmable hotkeys for enhanced productivity.

- **Compact Design:** Despite being 20% smaller than a standard full-size keyboard, the K360 retains all essential functionality, making it ideal for space-constrained desktops or for portability.
- **Programmable Hotkeys:** Utilize the programmable hotkeys (F-keys with orange icons) to automate frequent navigation paths and access your favorite applications or media controls with a single touch. These keys can be customized using Logitech software (available for download from the Logitech website).
- **Media Controls:** Dedicated media keys allow for quick access to volume control, play/pause, and track navigation.
- **No-Lag Connection:** The built-in 2.4GHz wireless signal ensures a stable and disruption-free connection to your computer, providing a responsive typing experience without noticeable delays.
- **128-bit AES Encryption:** Your keystrokes are protected with 128-bit AES encryption, ensuring secure wireless

communication.



1. 12 F-keys
2. Compact layout
3. 6 Media hot keys

4. Adjustable height
5. Windows layout
6. Number pad

Figure 3: Key features and layout of the Logitech K360 Wireless Keyboard.

MAINTENANCE

- **Battery Life:** The K360 boasts an impressive 3-year battery life with typical usage, operating on 2 AA batteries. When the battery indicator light (located near the On/Off switch) turns red, it's time to replace the batteries.
- **Cleaning:** To clean your keyboard, power it off and gently wipe the keys and surface with a soft, damp cloth. Avoid using harsh chemicals or abrasive materials.
- **Storage:** When not in use for extended periods, turn off the keyboard to conserve battery life. Store the Unifying receiver in its dedicated slot on the underside of the keyboard to prevent loss.



BUILT TO LAST

Figure 4: The Logitech K360 is designed for durability and long-term use.

TROUBLESHOOTING

Problem	Solution
Keyboard not responding	<ul style="list-style-type: none">Ensure the keyboard is powered on.Check battery levels and replace if necessary.Ensure the Unifying receiver is securely plugged into a working USB port.Try plugging the receiver into a different USB port.Restart your computer.

Problem	Solution
Lag or intermittent connection	Move the keyboard closer to the Unifying receiver. Remove any large metal objects or other electronic devices that might be interfering with the 2.4GHz signal. Ensure no other wireless devices are causing interference on the same frequency.
Hotkeys not working	Ensure Logitech Options software (or similar) is installed and up-to-date on your computer. Check the software settings to ensure hotkeys are configured correctly.

SPECIFICATIONS

Feature	Detail
Model	K360 (920-004088)
Connectivity	Logitech Unifying protocol (2.4 GHz Wireless)
Wireless Range	10 meters (33 feet)
Battery Type	2 x AA batteries (included)
Battery Life	Up to 3 years
Key Type	Low-profile keys
Layout	Compact Full-size with Numeric Keypad
Encryption	128-bit AES Encryption
Dimensions (LxWxH)	15.56 x 6.5 x 1.75 inches
Weight	1.06 pounds
Compatible Operating Systems	Windows XP, Windows Vista, Windows 7, Windows 8, Windows 10, Windows 11 or later, Mac







WARRANTY AND SUPPORT

For warranty information, please refer to the documentation included with your purchase or visit the official Logitech support website. Logitech provides various support resources, including FAQs, driver downloads, and contact options. You can find the official User Manual (PDF) and Safety Information (PDF) for the Logitech K360 keyboard on the Logitech support page or via the links below:

- [User Manual \(PDF\)](#)
- [Safety Information \(PDF\)](#)



Related Documents - 920-004088

	<p>Logitech K750 SOLAR Wireless Keyboard - Solar Powered, Eco-Friendly</p> <p>Discover the Logitech K750 SOLAR Wireless Keyboard. Features solar charging, long battery life, eco-friendly design, and reliable wireless connectivity for Windows users. Explore its benefits and specifications.</p>
	<p>Logitech POP Icon Combo: Setup and Easy Switch Guide</p> <p>A concise guide to setting up your Logitech POP Icon Combo keyboard and mouse using Bluetooth and the Logi App, including instructions for the Easy Switch feature.</p>
	<p>Logitech MX Keys Advanced Wireless Illuminated Keyboard</p> <p>Discover the Logitech MX Keys, an advanced wireless illuminated keyboard designed for efficiency, stability, and precision. Featuring perfect-stroke keys, smart illumination, and multi-device connectivity for a seamless workflow.</p>
	<p>Logitech MX Mechanical Mini: Getting Started Guide</p> <p>A concise guide to setting up and using the Logitech MX Mechanical Mini keyboard, covering connection methods, software, smart backlighting, and Logitech Flow.</p>
	<p>Logitech K360 Wireless Keyboard FAQ and Troubleshooting Guide</p> <p>Find answers to common questions and troubleshooting steps for the Logitech K360 wireless keyboard, including issues with NumPad, USB 3.0 interference, and connection problems.</p>
	<p>Logitech Wireless Keyboard K360 User Guide</p> <p>A comprehensive guide to setting up and using the Logitech Wireless Keyboard K360, including features, hotkeys, and troubleshooting.</p>