

OREI HD-104

OREI HDMI Splitter 1 in 4 Out (HD-104) User Manual

1. INTRODUCTION

This manual provides detailed instructions for the OREI HD-104 HDMI Splitter. This device is designed to distribute one HDMI input signal to four identical HDMI output signals simultaneously, making it suitable for various display setups.

Key Features:

- Splits one HDMI input signal into four identical HDMI output signals.
- Supports resolutions up to 4K@30Hz, 1080p, and 720p.
- Compatible with HDCP 1.4 for secure content transmission.
- Supports advanced audio formats including LPCM, Dolby-AC3, DTS 7.1, DSD, Dolby TrueHD, and DTS-HD Master Audio.
- Compact design with easy plug-and-play operation.



Figure 1: OREI HD-104 HDMI Splitter distributing a single source to four displays.

Package Contents

Verify that all items are present in the package:

- 1 x OREI HD-104 HDMI Splitter (1 input, 4 outputs)
- 1 x 5V AC Power Adapter
- 1 x User Manual

Note: HDMI cables are not included and must be purchased separately.

2. SETUP AND INSTALLATION

Follow these steps to connect and set up your OREI HD-104 HDMI Splitter:

1. **Power Off Devices:** Ensure all source devices (e.g., Blu-ray player, gaming console) and display devices (e.g., TVs, monitors) are powered off before making connections.
2. **Connect HDMI Input:** Connect an HDMI cable from your source device to the 'IN' port on the OREI HD-104 splitter.
3. **Connect HDMI Outputs:** Connect HDMI cables from the 'OUT 1', 'OUT 2', 'OUT 3', and 'OUT 4' ports on the splitter to your display devices.
4. **Connect Power Adapter:** Plug the 5V AC power adapter into the 'DC 5V' port on the splitter, then plug the adapter into a power outlet.

5. **Power On Devices:** Power on the splitter, then power on your display devices, and finally your source device.



Figure 2: Front and rear panel connections of the OREI HD-104 HDMI Splitter.

EDID Management

The HD-104 features an EDID (Extended Display Identification Data) switch to manage display compatibility. This switch is located on the front panel:

- **STD (Standard):** Select this mode for standard EDID settings, which may resolve compatibility issues with older or specific display devices.
- **TV:** Select this mode to copy the EDID from the display connected to Output 1. This ensures the source device outputs a signal compatible with the primary display. If Output 1 is not connected, the splitter will default to a standard EDID.

It is recommended to set the EDID mode before powering on the source device.

3. OPERATION

Once connected and powered on, the OREI HD-104 splitter will automatically duplicate the HDMI input signal to all four connected displays. No additional configuration is typically required for basic operation.

LED Indicators

The front panel of the splitter includes LED indicators to show the status of the device:

- **Power LED:** Illuminates when the device is powered on.
- **Input LED:** Illuminates when an active HDMI input signal is detected.
- **Output 1-4 LEDs:** Each LED illuminates when an active HDMI output connection is established with a display.



Figure 3: Front panel with LED indicators.

Important Considerations

- **Duplication Only:** This device duplicates the input signal. It does not extend your desktop across multiple monitors to create a single, larger display. All connected displays will show the same content.
- **No Audio Extraction:** The splitter passes through audio signals but does not extract or separate audio from the HDMI stream.

HD-104

TECHNICAL SPECIFICATIONS



COMPACT
SIZE

Weight: 10.5 oz



Lifetime OREI Tech Support &
12-Month Manufacturer's Warranty

Figure 4: Connection diagram and functional limitations.

4. SPECIFICATIONS

Model	HD-104
Input Ports	1 x HDMI
Output Ports	4 x HDMI
HDMI Version	HDMI 2.0 (backward compatible)
HDCP Version	HDCP 1.4
Max Resolution	4K@30Hz, 1080p, 720p
Audio Support	LPCM, Dolby-AC3, DTS 7.1, DSD, Dolby TrueHD, DTS-HD Master Audio
Power Supply	DC 5V
Dimensions (L x W x H)	7 x 3 x 1 inches (17.8 x 7.6 x 2.5 cm)
Weight	15.4 ounces (436.6 grams)

HEAVY DUTY METAL BODY

Keeps the unit cool by aiding
in quick heat absorption
and dissipation.




Figure 5: Durable metal casing for heat dissipation.

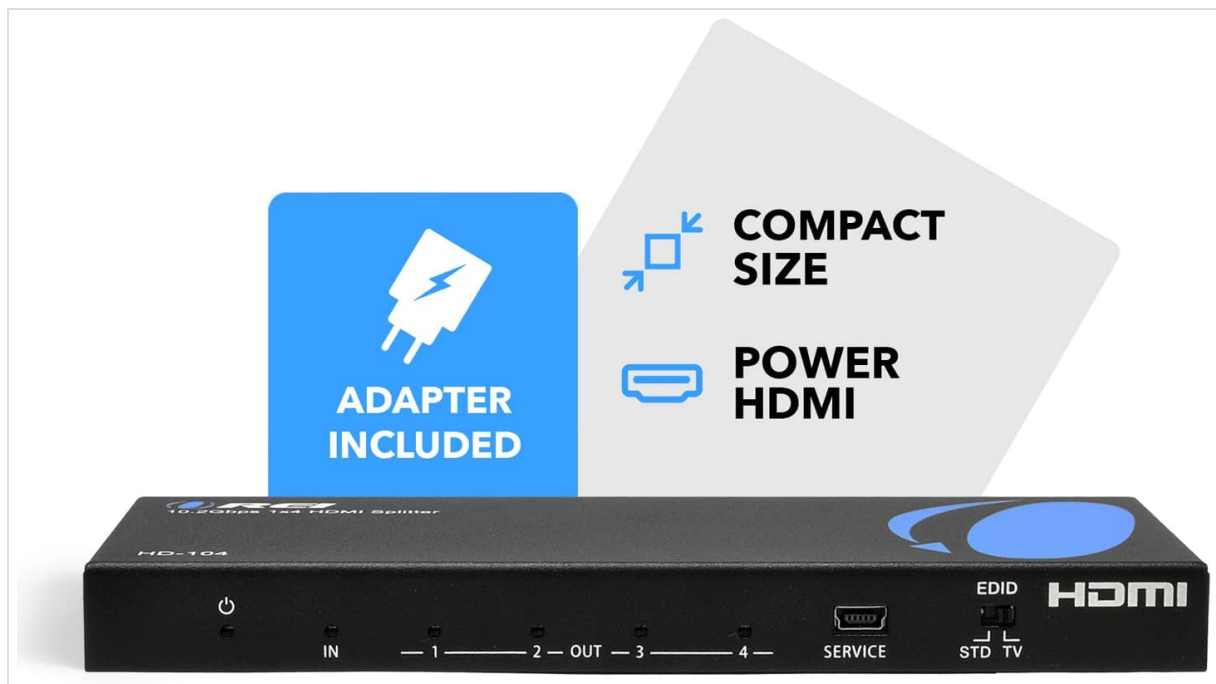


Figure 6: Compact design and included power adapter.

If you encounter issues with your OREI HD-104 HDMI Splitter, refer to the following troubleshooting tips:

- **No Picture/Signal:**

- Ensure the splitter is powered on and the Power LED is illuminated.
- Verify all HDMI cables are securely connected to both the splitter and your source/display devices.
- Try using different HDMI cables, as faulty cables can cause signal loss.
- Test the source device and display directly without the splitter to confirm they are working correctly.
- Adjust the EDID switch (STD/TV) on the splitter and restart all devices.
- Ensure your display devices support the resolution output by your source device.

- **Poor Picture Quality/Flickering:**

- Use high-quality HDMI cables, especially for longer runs or higher resolutions (4K).
- Check for interference from other electronic devices.
- Ensure the power adapter is providing stable power to the splitter.

- **Audio Issues:**

- Confirm that your source device is outputting audio via HDMI.
- Check audio settings on your source device and display.
- Ensure the EDID setting is appropriate for your audio setup.

- **LED Indicators Not Lighting Up:**

- If the Power LED is off, check the power adapter and outlet.
- If Input/Output LEDs are off, ensure devices are connected and powered on, and active signals are present.

6. MAINTENANCE



To ensure the longevity and optimal performance of your OREI HD-104 HDMI Splitter:

- Keep the device in a cool, dry place, away from direct sunlight, heat sources, and moisture.
- Avoid placing heavy objects on the splitter.
- Clean the device with a soft, dry cloth. Do not use liquid or aerosol cleaners.
- Ensure proper ventilation around the unit to prevent overheating.

7. WARRANTY AND SUPPORT

The OREI HD-104 HDMI Splitter comes with a **12-Month Manufacturer's Warranty**. OREI also provides **Lifetime Technical Support** for its products.

For technical assistance or warranty claims, please contact OREI customer support through their official website or the retailer where the product was purchased. Please have your model number (HD-104) and purchase information ready.

	<p>OREI HDMI 1.4 Splitter 1x4 User Manual</p> <p>User manual for the OREI HDMI 1.4 Splitter 1x4, detailing its features, specifications, package contents, front and rear panel controls, and application examples.</p>
	<p>OREI UHDS-104 1x4 HDMI 18Gbps Splitter User Manual</p> <p>User manual for the OREI UHDS-104 1x4 HDMI 18Gbps Splitter, detailing its features, specifications, operation, and application examples for high-quality HDMI distribution.</p>
	<p>OREI BK-301P 8K 3-Port HDMI Switch User Manual</p> <p>User manual for the OREI BK-301P 8K 3-port HDMI Switch, detailing features, specifications, operation, application examples, and troubleshooting for seamless high-resolution AV signal routing.</p>
	<p>OREI UHDS-104A: 1x4 HDMI 2.0 Splitter with Scaler and Audio Extraction User Manual</p> <p>User manual for the OREI UHDS-104A 1x4 HDMI 2.0 Splitter. Learn about its features, technical and mechanical specifications, operation controls, and application examples for 4K@60Hz video and audio extraction.</p>
	<p>OREI UHDS-102 1x2 HDMI 18Gbps Splitter User Manual for 4K@60Hz Video Distribution</p> <p>User manual for the OREI UHDS-102, a 1x2 HDMI 18Gbps splitter supporting 4K@60Hz (4:4:4) resolution and 18Gbps bandwidth for high-performance audio-video distribution. Includes features, specifications, and operational guidance.</p>
	<p>OREI HD-102 HDMI 1.4 Splitter 1 Input 2 Output User Manual</p> <p>User manual for the OREI HD-102 HDMI 1.4 Splitter. This 1-input, 2-output device duplicates an HDMI signal for simultaneous display on two screens, supporting up to 4K@30Hz resolution, 3D video, and various audio formats. Features include HDCP 1.4 compliance, EDID management, and USB power. Find detailed specifications, operation instructions, package contents, and application examples.</p>



[\[pdf\]](#) User Manual Instructions Frequently Asked Questions Troubleshooting Guide Specifications Warranty

HD 104 User Manual Download1x4 HDMI Splitter 1 input 4 Output 4K OREI COMHD V1 1cdn shopify s files 1988 4253 v 1758000471 |||

10.2Gbps 1x4 HDMI Splitter USER MANUAL **HD-104** Follow us on Youtube and Facebook www.orei.com Table of Contents Introduction 04 Features 05 Package Contents 05 Specifications 06 Operation Controls and Functions 08 Application Example 10 FAQs Troubleshooting 11 Thank you for pur...

lang:en score:32 filesize: 1.48 M page_count: 12 document date: 2024-10-14



[\[pdf\]](#) User Manual Instructions Frequently Asked Questions Troubleshooting Guide Specifications Warranty

HDS 104 User Manual Download1x4 HDMI Splitter 1 in 4 out UltraHD 4K EDID OREI COMHDS V1 1cdn shopify s files 1988 4253 v 1758005006 |||

4K 60Hz 1x4 HDMI Splitter HDS-104 Follow us on Youtube and Facebook USER MANUAL www.orei.com Page 1 Table of Contents Introduction 04 Features 05 Package Contents 05 Specifications 06 Operation Controls and Functions 08 Application Example 09 FAQs Troubleshooting 10 Thank yo...

lang:en score:31 filesize: 1.2 M page_count: 11 document date: 2025-06-20



[\[pdf\]](#) User Manual Specifications Dimension Guide

OREI HD 104 Specs Sheet Specifications Sheet1x4 HDMI Splitter 1 input 4 Output 4K COMcdn shopify s files 1988 4253 v 1754123811 |||

HD-104 10.2Gbps 1x4 HDMI Splitter DIMENSIONS WEIGHT: Length: 163mm/6.42in Width: 63mm/2.48in Height: 16mm/0.63in Weight: 260g/9.17oz The OREI **HD-104** HDMI splitter features 1 input and 4 outputs, supporting video resolutions up to 4K 30Hz. It is HDMI 1.4 HDCP 1.4 compliant with the ability to d...

lang:en score:23 filesize: 5.66 M page_count: 2 document date: 2025-02-19



OVER 10 YEARS
EXPERIENCE



U.S.A.

FULL 1 YEAR
WARRANTY






[\[pdf\]](#) User Manual Instructions Specifications

HDC SP914CN User Manual V1 1 105mmx140mm HD 104 Download1x4 HDMI Splitter input 4 Output 4K OREI COMHD 105mmx140mm 2 edit metadacdn shopify s files 1988 4253 metadata v 1714459345

|||

10.2Gbps 14 HDMI Splitter with EDID Management VER 1.1 Thank you for purchasing this product For optimum performance and safety, please read these instructions carefully before connecting, operating or adjusting this product. Please keep this manual for future reference. Surge protection device re...

lang:en **score:17** filesize: 1.64 M page_count: 7 document date: 2019-12-23




[\[pdf\]](#) User Manual Instructions

Digivex PVD3464BG Manual PARVEX Inverter Drive Supermarket parker inverterdrive DIGIVEX Multi 8 avenue du Lac B P 249 F 21007 Dijon Cedex SSDdrives DIGITAL SERVOAMPLIFIER User and commissioning manual PRODUCT RANGE 1 « BRUSHLESS » SERVODRIVES TORQUE OR POWER RANGES SERVOMOTORS LOW INERTIA WITH RESOLVER Very high torque inertia ratio dynamic performance this must receive thorough care attention Failure to comply with these safety instructions may lead serious injury or damage The cards contain components that are sensitive electrostatic discharges Before touching a card you get rid of the static electricity on your body simplest way do is touch Parvex DMD DXD file parvex digivex dmd dxd

SSD Parvex SAS 8, avenue du Lac - B.P. 249 F-21007 Dijon Cedex
www.SSDdrives.com DIGIVEX Multi Drive DIGITAL SERVOAMPLIFIER User and commissioning manual PVD 3464 GB 04/2004 PRODUCT RANGE 1 - BRUSHLESS SERVODRIVES BRUSHLESS SERVOMOTORS, LOW INERTIA, WITH RESOLVER Very high torque/inertia ra...

lang:en **score:16** filesize: 3.58 M page_count: 106 document date: 2013-11-21



[OREI HDMI 1.4 Splitter 1x4 User Manual](#)

User manual for the OREI HDMI 1.4 Splitter 1x4, detailing its features, specifications, package contents, front and rear panel controls, and application examples.

lang:en **score:15** filesize: 336.94 K page_count: 5 document date: 2022-04-13



[\[pdf\]](#) User Manual Guide

fascic1 amd500 Cameră video digitală cu hard disk Z005300111 sony electronics support res manuals Z005 |||

Camer video digital cu hard disk Manual de instruciuni Handycam Handbook HDR-SR11E / SR12E 2008 Sony Corporation 1 Citii aceste informatii nainte de a utiliza camera video nainte de a aciona camera video, v rugm s citii cu atenie acest manual de utilizare pe care v recomandm s l pstrai pentru a ...

lang:it **score:13** filesize: 4.54 M page_count: 124 document date: 0000-00-00



[\[pdf\]](#) User Manual

User Manual TC Philips 1ce1aa488da04a67b6deafb9011f4573documents philips assets 20230302
1ce1aa488da04a67b6deafb9011f4573 |||

Register your product and get support at www.philips.com/welcome 6400 series
Manual de utilizare 40PUK6400 50PUK6400 55PUK6400 Cuprins 1 Tur TV 4 1.1
Televizor Ultra HD 4 1.2 Televizor Philips Android 4 1.3 Utilizarea aplicaiilor 4 1.4
Experiena de joc 4 1.5 Filme i programe pierdute 4 1.6 Pauz...

lang:it score:12 filesize: 2.42 M page_count: 109 document date: 2017-04-25