

## Nokia WH-102

# Nokia WH-102 Stereo Wired Headset User Manual

Model: WH-102

## 1. INTRODUCTION

This manual provides comprehensive instructions for the safe and efficient use of your Nokia WH-102 Stereo Wired Headset. Please read this manual carefully before using the product to ensure proper operation and to prevent damage. Keep this manual for future reference.

## 2. PRODUCT OVERVIEW

The Nokia WH-102 is a wired stereo headset designed for general use, including listening to music, gaming, and communication. It features a 3.5mm jack for universal compatibility with various devices.



**Image 1:** Nokia WH-102 Stereo Wired Headset. This image displays the black wired headset with its 3.5mm L-shaped audio jack, the inline control unit, and the two earbuds.

### Key Features:

- Stereo audio output for immersive sound.
- Wired connection via a standard 3.5mm audio jack.
- Integrated control unit for volume adjustment.
- Lightweight and compact design for portability.

## 3. SETUP

### Connecting the Headset:

1. Locate the 3.5mm audio jack on your compatible device (e.g., smartphone, tablet, MP3 player).
2. Insert the 3.5mm connector of the Nokia WH-102 headset firmly into the audio jack of your device.
3. Ensure the connection is secure to prevent audio interruptions.

**Compatible Devices:**

The Nokia WH-102 headset is compatible with devices featuring a 3.5mm audio port. Specific tested compatible devices include Nokia 2730c, 2700c, 5130 XpressMusic, 6303, 6720c, and E63.

**4. OPERATING INSTRUCTIONS**

**Audio Playback:**

- Once connected, play audio from your device. Sound will be routed through the headset.
- Adjust the volume using the inline control unit on the headset cable or directly from your connected device.

**Making/Receiving Calls:**

If your connected device supports call functions through a 3.5mm headset, you can use the WH-102 for hands-free communication. Refer to your device's manual for specific call handling instructions with a wired headset.

**5. MAINTENANCE**

**Cleaning:**

- Gently wipe the headset with a soft, dry cloth.
- Do not use harsh chemicals, cleaning solvents, or strong detergents.
- Avoid getting moisture into the earbud speakers or the 3.5mm jack.

**Storage:**

- When not in use, store the headset in a clean, dry place, away from extreme temperatures.
- Avoid tangling the cable to prevent damage.

**6. TROUBLESHOOTING**

Problem	Possible Cause	Solution
No sound from headset.	<ul style="list-style-type: none"><li>◦ Headset not properly connected.</li><li>◦ Device volume is too low or muted.</li><li>◦ Incorrect audio output selected on device.</li></ul>	<ul style="list-style-type: none"><li>◦ Ensure the 3.5mm jack is fully inserted.</li><li>◦ Increase volume on the headset's inline control and on your device.</li><li>◦ Check device settings to ensure audio is routed to the headset.</li></ul>
Poor sound quality (static, muffled).	<ul style="list-style-type: none"><li>◦ Loose connection.</li><li>◦ Damaged cable or connector.</li><li>◦ Audio source issue.</li></ul>	<ul style="list-style-type: none"><li>◦ Reconnect the headset firmly.</li><li>◦ Inspect the cable and connector for visible damage.</li><li>◦ Test with a different audio source or device.</li></ul>





**7. SPECIFICATIONS**

<b>Model Name</b>	WH-102 Headset Stereo
<b>Brand</b>	Nokia
<b>Connectivity Technology</b>	Wired (Cable)
<b>Connector Type</b>	3.5 mm Jack
<b>Control Type</b>	Volume Control
<b>Ear Placement</b>	On Ear
<b>Form Factor</b>	Binaural
<b>Item Weight</b>	20 g
<b>Compatible Devices</b>	Nokia 2730c, 2700c, 5130 XpressMusic, 6303, 6720c, E63, Telephone
<b>Specific Use</b>	General use, including listening to music, gaming, and communication
<b>Manufacturer Model Number</b>	02716Z0

## 8. WARRANTY AND SUPPORT

For warranty information and customer support, please refer to the documentation provided with your purchase or visit the official Nokia support website. Keep your proof of purchase for any warranty claims.

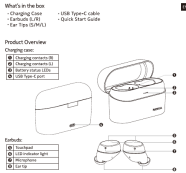
### Related Documents - WH-102

	<p><a href="#">Nokia Comfort Earbuds TWS-411 Quick Start Guide</a></p> <p>A quick start guide for Nokia Comfort Earbuds, Nokia Comfort Earbuds Core (TWS-411), detailing setup, Bluetooth pairing, touch controls, safety precautions, device care, and regulatory information.</p>
	<p><a href="#">Nokia Comfort Earbuds TWS-411/TWS-411W Quick Start Guide</a></p> <p>User guide for Nokia Comfort Earbuds+ (TWS-411/TWS-411W) detailing setup, Bluetooth pairing, touch controls, safety precautions, and product care from HMD Global.</p>
	<p><a href="#">Nokia Comfort Earbuds Core TWS-411 Quick Start Guide</a></p> <p>Quick start guide for Nokia Comfort Earbuds Core (TWS-411) by HMD Global Oy. Learn how to set up, pair, use, and care for your wireless earbuds.</p>
	<p><a href="#">Nokia Go Earbuds 2 (TWS-112) Quick Start Guide</a></p> <p>Concise guide to setting up and using your Nokia Go Earbuds 2 (TWS-112), covering charging, Bluetooth pairing, touch controls, and features.</p>



[Nokia BH-505 Bluetooth Stereo Headset User Manual](#)

User manual for the Nokia BH-505 Bluetooth Stereo Headset, providing instructions on setup, usage, calls, music playback, troubleshooting, and device care.



[Nokia Power Earbuds User Manual: Setup, Features, and Safety Guide](#)

Comprehensive user manual for Nokia Power Earbuds, covering setup, Bluetooth pairing, touch controls, battery information, safety guidelines, and care instructions.