

Streamlight 25302

Streamlight SL-20LP Rechargeable LED Flashlight

MODEL: 25302

Product Overview

The Streamlight SL-20LP is a robust, full-sized rechargeable LED flashlight engineered for professional use. It combines advanced LED technology with a durable design to provide reliable illumination in various conditions. Its intelligent power management system ensures consistent brightness and extended runtime.

Key Features:

- LED technology for extreme brightness
- IPX4 rated design for water resistance
- 1 meter impact resistance tested
- Serialized for positive identification
- High, Medium, Low, and Strobe modes



Image: The Streamlight SL-20LP flashlight, showcasing its full-size design and textured grip.

Setup and Initial Use

Before first use, ensure the flashlight's NiMH battery is fully charged. This model comes with a 12-volt DC smart charger for convenient charging.

Charging Instructions:

1. Connect the 12-volt DC smart charger to a compatible power source (e.g., vehicle's 12V DC outlet).
2. Insert the flashlight securely into the charging cradle. Ensure proper alignment for the charging contacts.
3. The charging indicator light on the charger will illuminate, indicating that charging is in progress.
4. Allow the battery to charge until the indicator light changes or turns off, signaling a full charge. Refer to the charger's specific instructions for exact indicator behavior.

Included Components:

- Streamlight SL-20LP Rechargeable Flashlight
- 12-Volt DC Smart Charger



Image: The Streamlight SL-20LP flashlight alongside its 12-volt DC smart charger and power cable.

Operation

The SL-20LP features a multi-function push-button barrel switch for easy control of its various lighting modes.

Switch Functions:

- **Momentary On:** Lightly press and hold the switch for temporary illumination. Release to turn off.
- **Constant On/Off:** Fully press and release the switch to turn the flashlight on or off.
- **Mode Cycling:** From the 'on' position, quickly press and release the switch to cycle through the intensity modes: High → Medium → Low.
- **Strobe Mode:** From any 'on' position, double-tap the switch quickly to activate the strobe function. Double-tap again to return to the previous mode.

The flashlight's deep-dish parabolic reflector is designed to produce a concentrated beam for long-distance illumination, while also providing sufficient peripheral light for situational awareness.

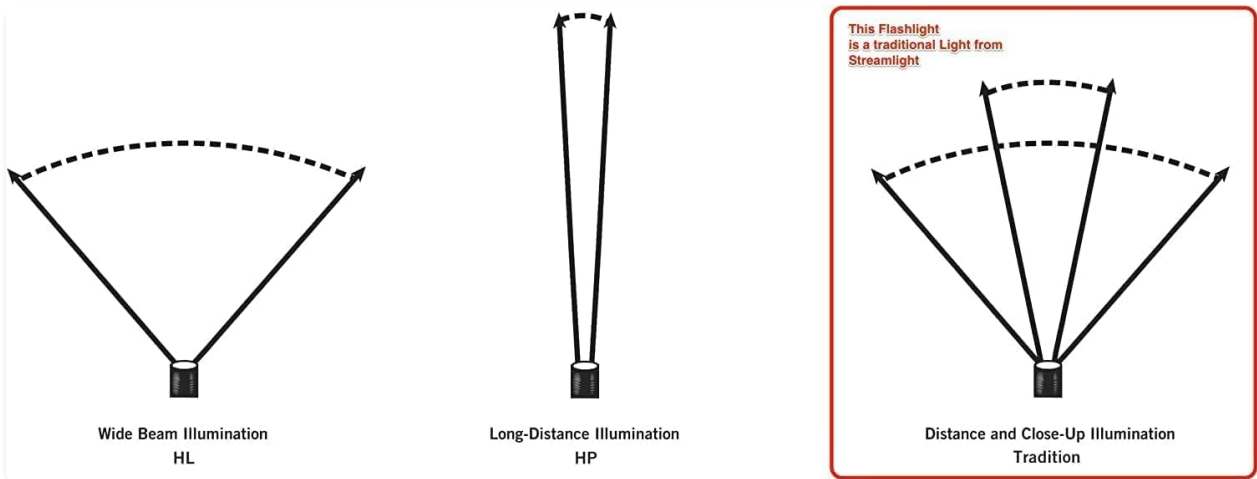


Image: Diagram illustrating different beam patterns, including wide beam, long-distance, and a combination of distance and close-up illumination, characteristic of the SL-20LP's traditional beam.

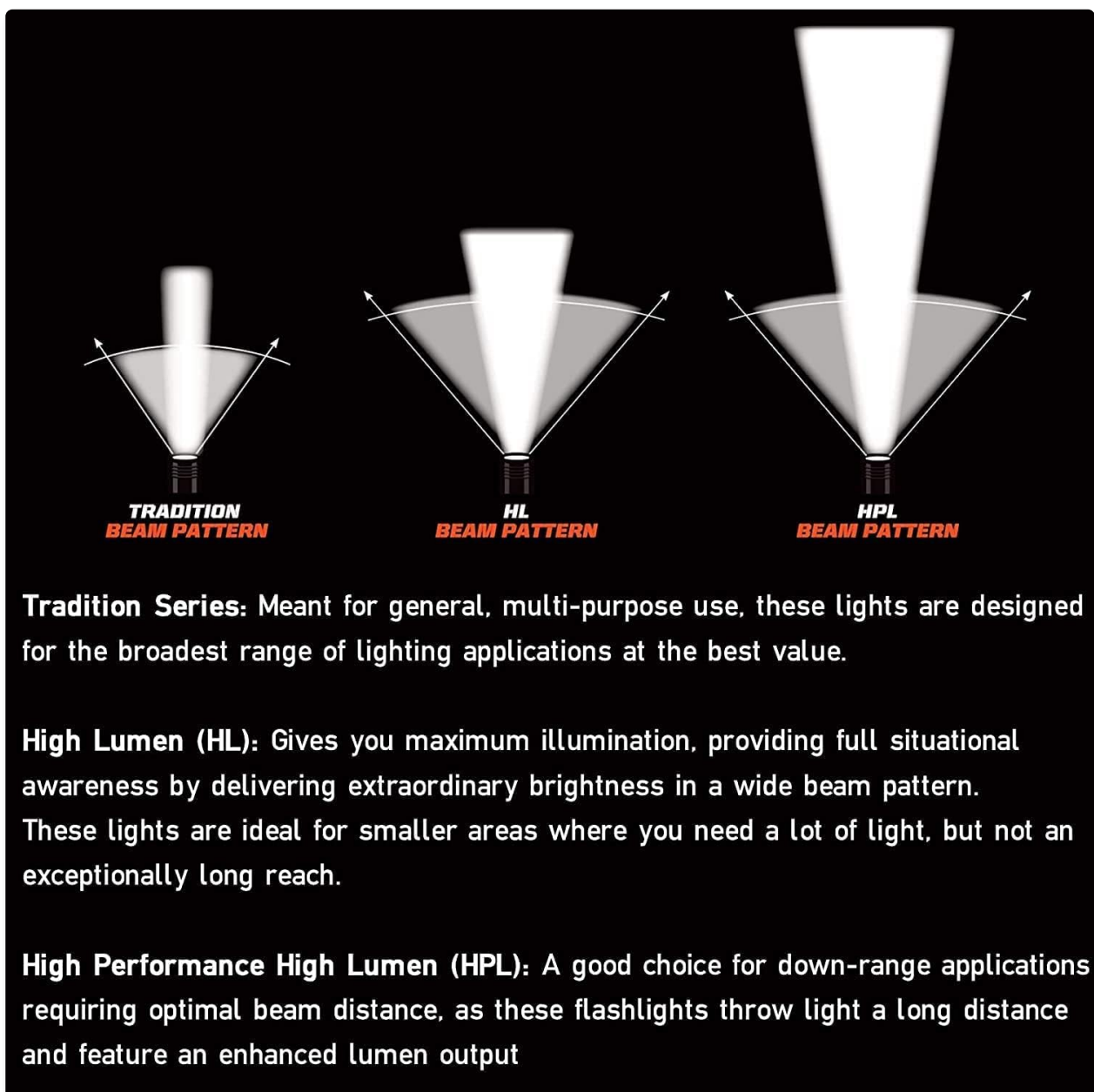


Image: Text descriptions detailing various beam patterns: Tradition Series for general use, High Lumen (HL) for maximum illumination and wide beam, and High Performance High Lumen (HPL) for optimal beam distance and enhanced lumen output.

Maintenance

Proper maintenance ensures the longevity and optimal performance of your Streamlight SL-20LP flashlight.

Battery Care:

- The NiMH battery included with this flashlight is designed for many charge cycles.
- For best performance, recharge the battery regularly, especially after extended use.
- While NiMH batteries have reduced memory effect compared to older battery types, it is still recommended to fully discharge and recharge periodically to maintain battery health.
- Store the flashlight in a cool, dry place when not in use. If storing for extended periods, ensure the battery has a partial charge (around 50%) and recharge every few months.

Cleaning and Inspection:

- Wipe the exterior of the flashlight with a damp cloth to remove dirt and grime. Do not use abrasive cleaners.
- Periodically inspect the O-rings for any signs of wear or damage. The O-rings are crucial for maintaining the flashlight's water resistance. Replace if necessary.
- Keep the lens clean to ensure maximum light output. Use a soft, lint-free cloth.

Troubleshooting

If you encounter issues with your Streamlight SL-20LP, refer to the following common troubleshooting steps:

Problem	Possible Cause	Solution
Flashlight does not turn on.	Battery is depleted or not properly seated.	Recharge the battery fully. Ensure the battery is correctly inserted and the tail cap is tightened.
Light is dim or flickers.	Low battery charge or dirty contacts.	Recharge the battery. Clean battery and flashlight contacts with a clean, dry cloth.
Flashlight not charging.	Charger not connected, faulty charger, or dirty charging contacts.	Ensure charger is properly plugged in. Verify charging contacts on both flashlight and charger are clean. Test charger with another compatible device if possible.
Water ingress.	Damaged or improperly seated O-rings.	Inspect O-rings for damage or misalignment. Ensure all parts are securely tightened. Replace O-rings if damaged.

If the issue persists after attempting these solutions, please refer to the official user guide or contact Streamlight customer support.

Technical Specifications

Feature	Specification
Brand	Streamlight
Model Number	25302
Light Source Type	LED
Brightness	450 Lumens
Light Path Distance	529 Meters
Power Source	Battery Powered
Battery Type	NiMH (Nickel-Metal Hydride)
Runtime	3 hours (on high)
Material	Nylon (Polymer body)
Color	Black
Water Resistance Level	Water Resistant (IPX4 rated)
Item Weight	2.05 Pounds
Product Dimensions	13.1 x 2.5 x 2.5 inches

Warranty and Support

This Streamlight SL-20LP flashlight is covered by a manufacturer's warranty. For specific details regarding warranty coverage, terms, and conditions, please refer to the official documentation provided with your product or visit the Streamlight website.







Additional Resources:

- Official User Guide (PDF): [Download User Guide](#)
- Fact Sheet (PDF): [Download Fact Sheet](#)

Proposition 65 Warning: This product contains chemicals known to the State of California to cause cancer and birth defects or other reproductive harm.

For further assistance, technical support, or to inquire about replacement parts, please contact Streamlight customer service directly.

Related Documents - 25302

	<p>Streamlight Protac 2.0 Rail Mount Tactical Weapon-Mounted Flashlight</p> <p>Detailed information on the Streamlight Protac 2.0 Rail Mount, a high-lumen tactical weapon-mounted flashlight featuring USB-C rechargeable battery, multiple output modes, programmable switch, and durable construction. Includes specifications, included accessories, and warranty.</p>
	<p>Streamlight MegaStream USB Flashlight Operating Instructions</p> <p>Comprehensive operating instructions for the Streamlight MegaStream USB flashlight, including safety precautions, charging, battery installation, general operation, product use, warranty information, and service options.</p>
	<p>Streamlight PolyTac X USB & PolyTac X Tactical Flashlight Guide</p> <p>Discover the features, specifications, and accessories for the Streamlight PolyTac X USB and PolyTac X professional tactical flashlights. Learn about their high-lumen output, durable construction, and multi-fuel battery options.</p>
	<p>Streamlight ProTac HL 5-X USB Tactical Flashlight Operating Instructions</p> <p>Official operating instructions for the Streamlight ProTac HL 5-X USB tactical flashlight, covering battery installation, charging, operation modes, safety warnings, warranty, and service.</p>
	<p>Streamlight ProTac HL-X & HP-X Tactical Flashlight Operating Instructions</p> <p>Official operating instructions for Streamlight ProTac HL-X and ProTac HP-X tactical flashlights. Covers safety, battery charging and installation, operation modes, maintenance, and warranty information.</p>
	<p>Streamlight MegaStream USB Flashlight Operating Instructions and Safety</p> <p>Official operating instructions, safety guidelines, charging procedures, and warranty information for the Streamlight MegaStream USB flashlight, model SL-B34.</p>