

Baratza ENCORE

Baratza Encore Coffee Grinder Instruction Manual

Model: ENCORE | Brand: Baratza

INTRODUCTION

The Baratza Encore Coffee Grinder is designed to provide a consistent and high-quality grind for various brewing methods. This manual will guide you through the setup, operation, maintenance, and troubleshooting of your new coffee grinder, ensuring optimal performance and longevity.

Key features include 40 individual grind settings, commercial-grade conical burrs, and a user-friendly design for ease of use and cleaning.

SETUP

- Unpacking:** Carefully remove all components from the packaging. Ensure you have the grinder base, bean hopper, hopper lid, and grounds bin.
- Initial Cleaning:** Before first use, it is recommended to clean the burrs and grounds bin. The hopper can be easily removed by spinning it off the top. Use the provided brush to clear any residue from the burrs.
- Assembly:** Place the grounds bin into its slot at the front of the grinder. Ensure the burr assembly is properly seated. Place the bean hopper onto the top of the grinder and twist clockwise until it locks into place.
- Placement:** Position the grinder on a stable, flat surface. Ensure the power cord is not obstructed and is within reach of a suitable power outlet.



Figure 1: Front view of the assembled Baratza Encore Coffee Grinder.



Figure 2: Side view highlighting the power switch.

OPERATING INSTRUCTIONS

1. **Add Coffee Beans:** Pour whole roasted coffee beans into the bean hopper. Do not overfill.
2. **Select Grind Setting:** The Baratza Encore offers 40 distinct grind settings, ranging from fine (for espresso) to coarse (for French Press). Rotate the hopper to align the desired number with the indicator. Lower numbers indicate finer grinds, higher numbers indicate coarser grinds.
3. **Start Grinding:**
 - For continuous grinding, turn the side switch to the 'ON' position.
 - For pulse grinding, press and hold the front-mounted pulse button. Release to stop.
4. **Collect Grounds:** Once grinding is complete, remove the grounds bin from the front of the grinder to access your freshly ground coffee.



Figure 3: Key features and dimensions of the grinder.



Figure 4: Grinder in a typical kitchen setting.

MAINTENANCE

Regular cleaning and maintenance will ensure the longevity and consistent performance of your Baratza Encore grinder.

- **Daily Cleaning:** After each use, tap the grounds bin to dislodge any remaining coffee grounds. Wipe down the exterior with a dry cloth.
- **Weekly Cleaning (Burrs):**
 - a. Unplug the grinder.
 - b. Remove the bean hopper by twisting it counter-clockwise and lifting it off.
 - c. Carefully lift out the outer burr.
 - d. Use the provided cleaning brush to remove any accumulated coffee grounds from both the inner and outer burrs, as well as the grinding chamber.
 - e. Reassemble the burrs and hopper, ensuring they are securely in place.
- **Avoid Water:** Do not immerse the grinder in water or use abrasive cleaners. Only the grounds bin and hopper lid are safe for washing with mild soap and water. Ensure they are completely dry before reassembly.

TROUBLESHOOTING

Problem	Possible Cause	Solution
Grinder not turning on	Not plugged in; power switch off; circuit breaker tripped.	Ensure power cord is securely plugged in. Turn the ON/OFF switch to 'ON'. Check your household circuit breaker.
Inconsistent grind or no grinding	Burrs are clogged with coffee oils/fines; burrs not properly seated; foreign object in burrs.	Perform a thorough burr cleaning as described in the Maintenance section. Ensure the outer burr is correctly seated. Check for any foreign objects.
Grinder is unusually loud	Foreign object in burrs; burrs misaligned.	Unplug and inspect burrs for foreign objects. Reassemble burrs to ensure proper alignment.

SPECIFICATIONS

Color: Black

Brand: Baratza

Style: Automatic

Product Dimensions: 5.91"L x 5.12"W x 13.39"H

Recommended Uses For Product: Grinding coffee beans

Voltage: 120 Volts

Item Weight: 5.58 pounds

Item Model Number: ENCORE

Country of Origin: China

WARRANTY AND SUPPORT

The Baratza Encore Coffee Grinder comes with a **1-year warranty**. Baratza is known for its world-class support, ensuring assistance with any product-related inquiries or issues.



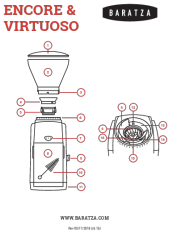
For detailed warranty information, troubleshooting guides, or to contact support, please refer to the official Baratza website or the user manual provided with your product. You can also find additional resources and user guides on the product's Amazon page under the "Documents" section.

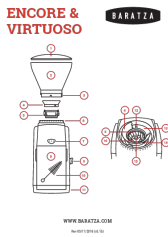


Official User Guide (PDF): [Download User Guide](#)

Official User Manual (PDF): [Download User Manual](#)

© 2024 Baratza. All rights reserved.

Related Documents - ENCORE

	<p>Baratza Encore Conical Burr Coffee Grinder Operations Manual</p> <p>Official operations manual for the Baratza Encore conical burr coffee grinder, detailing its features, operation, care, cleaning, and warranty information for optimal coffee grinding.</p>
	<p>Baratza Encore Coffee Grinder User Manual: Setup, Features, Cleaning & Warranty</p> <p>Download the official user manual for the Baratza Encore conical burr coffee grinder. Find detailed instructions on setup, parts identification, safety precautions, cleaning procedures, troubleshooting, and warranty information.</p>
	<p>Baratza Encore & Virtuoso Coffee Grinder Quick Start Guide</p> <p>Quick start guide for Baratza Encore and Virtuoso coffee grinders, covering parts identification, initial setup, grind setting recommendations, and safety information.</p>

 <p>ENCORE & VIRTUOSO</p> <p>BARATZA</p> <p>WWW.BARATZA.COM</p> <p>14-0001 (05/14) 10</p>	<p>Baratza Encore & Virtuoso Coffee Grinder Quick Start Guide</p> <p>Concise guide for setting up and using Baratza Encore and Virtuoso coffee grinders, including parts identification, initial setup, grind setting recommendations, and essential safety precautions.</p>
 <p>BARATZA ENCORE OPERATIONS MANUAL</p> <p>Encore™</p> <p>Thank you for choosing the Encore coffee grinder. You're on the road to making great tasting coffee!</p> <p>ENCORE 000001</p>	<p>Baratza Encore Coffee Grinder Operations Manual</p> <p>Comprehensive operations manual for the Baratza Encore coffee grinder. Includes safety instructions, parts identification, operating procedures, cleaning guides, and warranty details.</p>
 <p>BARATZA ENCORE OPERATIONS MANUAL</p> <p>Encore™</p> <p>Thank you for choosing the Encore coffee grinder. You're on the road to making great tasting coffee!</p> <p>ENCORE 000001</p>	<p>Baratza Encore Coffee Grinder Operations Manual - User Guide</p> <p>Comprehensive operations manual for the Baratza Encore coffee grinder, covering safety, parts identification, operation, care, cleaning, and warranty information. Learn how to use and maintain your grinder for optimal coffee brewing.</p>