

KFI Products 105170

KFI Products 105170 Replacement Plow Blade Skid Kit User Manual

Brand: KFI Products

Model: 105170

1. INTRODUCTION

This manual provides instructions for the proper installation, operation, and maintenance of the KFI Products 105170 Replacement Plow Blade Skid Kit. This kit is designed to replace worn or damaged skids on compatible snow plow blades, helping to protect the plow's cutting edge and optimize its performance on various surfaces. Please read this manual thoroughly before installation and use to ensure safe and effective operation.

2. SAFETY INFORMATION

Always observe safety precautions when working with heavy equipment and tools. Failure to follow these instructions may result in injury or damage to equipment.

- Wear appropriate personal protective equipment (PPE), including safety glasses and gloves.
- Ensure the plow blade is securely supported and stable before beginning any installation or maintenance.
- Keep hands and clothing clear of pinch points and moving parts.
- Use only KFI Products approved replacement parts.
- Do not modify the skid kit or plow blade in any way that deviates from the manufacturer's design.

3. PACKAGE CONTENTS

Verify that all components are present before proceeding with installation:

- Plow Skid Assemblies (Quantity: 2, typically)
- Mounting Hardware (Bolts, Washers, Nuts, Cotter Pins)
- Instruction Sheet (This manual)

Note: Specific hardware quantities may vary. Refer to the parts diagram if available with your kit.

4. SETUP AND INSTALLATION

This section details the steps for installing the replacement plow blade skid kit.

4.1 Tools Required

- Wrench set (appropriate sizes for mounting hardware)
- Socket set (optional, for faster installation)
- Safety glasses
- Gloves

4.2 Installation Steps

1. **Prepare the Plow Blade:** Position the snow plow blade on a flat, stable surface. Ensure it is disengaged from the vehicle and cannot move unexpectedly. If replacing old skids, remove them by unbolting the existing hardware.
2. **Position the Skid Assembly:** Place one skid assembly against the back of the plow blade, aligning the mounting holes on the skid bracket with the pre-drilled holes on the plow blade. The skid shoe should be positioned towards the bottom edge of the blade.
3. **Secure the Skid:** Insert the provided bolts through the skid bracket and plow blade holes. Secure them with washers and nuts on the opposite side. Hand-tighten initially.
4. **Repeat for Second Skid:** Install the second skid assembly on the opposite side of the plow blade, following steps 2 and 3.
5. **Adjust Skid Height:** The skid height is adjustable to control the distance the plow blade's cutting edge is off the ground. This is typically done by adding or removing washers above or below the skid shoe's mounting plate, or by adjusting a threaded shaft if applicable. Adjust both skids to the desired height, ensuring they are level.
6. **Final Tightening:** Once the skids are at the desired height and level, fully tighten all mounting hardware using appropriate wrenches. Ensure all bolts are snug to prevent loosening during operation.
7. **Verify Installation:** Double-check all connections for tightness and ensure the skids are securely mounted and properly adjusted.



Figure 1: Close-up view of the KFI Products 105170 Replacement Plow Blade Skid Kit installed on a snow plow blade. This image illustrates the skid assembly, including the mounting bracket, main shaft, adjustment washers, rubber bumper, and the circular skid shoe, all securely bolted to the plow blade.

5. OPERATING INSTRUCTIONS

The plow skids are designed to elevate the plow blade's cutting edge slightly above the ground surface, preventing it from digging into gravel, grass, or uneven terrain. Proper adjustment is key to effective operation.

- **Adjusting for Surface Type:**

- For gravel or uneven surfaces, adjust the skids to lift the cutting edge higher, typically 1-2 inches off the ground, to prevent scraping and damage.
- For paved surfaces, the skids can be adjusted lower, allowing the cutting edge to be closer to the ground for more efficient snow removal, while still providing protection against direct contact.

- **Even Pressure:** Ensure both skids are adjusted to the same height to maintain even pressure on the plow blade and prevent uneven wear.

- **Regular Inspection:** Periodically check the skid height during plowing operations, especially after encountering obstacles or rough terrain.

6. MAINTENANCE

Regular maintenance will extend the life of your KFI Products 105170 Skid Kit.

- **Inspect for Wear:** Before each plowing season and periodically during use, inspect the skid shoes for excessive wear. Replace skids when they show significant thinning or damage to maintain proper plow height and protection.
- **Check Hardware:** Ensure all mounting bolts, nuts, and cotter pins are tight and secure. Re-tighten as necessary.
- **Clean:** After each use, clean any accumulated snow, ice, or debris from the skid assemblies.
- **Storage:** Store the plow and skid kit in a dry environment to prevent rust and corrosion.

7. TROUBLESHOOTING

Problem	Possible Cause	Solution
Plow blade digging into surface	Skids adjusted too low or worn out.	Adjust skids to a higher setting. Inspect skids for wear and replace if necessary.
Uneven plowing or wear on cutting edge	Skids not adjusted to the same height.	Ensure both skids are adjusted to an identical height.
Skids loosening during operation	Mounting hardware not sufficiently tightened.	Re-tighten all mounting bolts and nuts securely. Consider using thread locker if issues persist.

8. SPECIFICATIONS

- **Model Number:** 105170
- **Brand:** KFI Products
- **Item Weight:** Approximately 5.17 pounds (per skid assembly)
- **Product Dimensions:** Approximately 9 x 4.5 x 4 inches (individual skid assembly)
- **Material:** Heavy-duty steel construction
- **Compatibility:** Designed for KFI Products snow plow blades and other compatible plow systems.


9. WARRANTY AND SUPPORT

For warranty information or technical support regarding your KFI Products 105170 Replacement Plow Blade Skid Kit, please refer to the official KFI Products website or contact their customer service department. Keep your purchase receipt as proof of purchase.

KFI Products Contact Information:

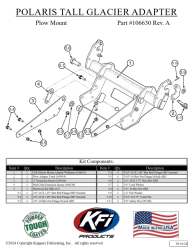
- **Website:** [www.kfiproductions.com](#) (Note: This is a placeholder URL, please verify the actual manufacturer's website.)
- **Customer Service:** Refer to the website for contact numbers or email support.

Related Documents - 105170




Honda Big Red Plow Mount Installation Guide - Part #105375

Detailed installation instructions and kit components for the KFI Products Plow Mount (Part #105375) designed for the Honda Big Red ATV. Includes diagrams and step-by-step guidance.



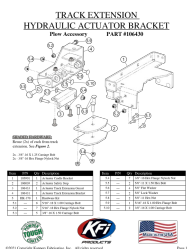
KFI Products Polaris Tall Glacier Adapter Plow Mount Installation Guide

Detailed installation instructions and parts list for the KFI Products Polaris Tall Glacier Adapter Plow Mount (Part #106630 Rev. A). Includes step-by-step guidance for mounting to Polaris ATVs.



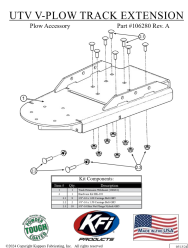
[KFI V-Plow Dash Rocker Switches Installation and Wiring Guide \(Part #106180-AP\)](#)

Comprehensive installation and wiring instructions for the KFI V-Plow Dash Rocker Switches kit (Part #106180-AP Rev A). Includes kit components, detailed wiring diagrams, step-by-step installation procedures, and information on the Pro-V Plow Hand Remote Upgrade.



[KFI Products Track Extension Hydraulic Actuator Bracket Installation Guide \(Part #106430\)](#)

Detailed installation instructions for the KFI Products Track Extension Hydraulic Actuator Bracket (Part #106430). This guide covers the assembly process for UTV plow systems, including parts lists and step-by-step procedures.




KFI Products UTV V-PLOW TRACK EXTENSION Installation Guide

Comprehensive installation instructions for the KFI Products UTV V-PLOW TRACK EXTENSION (Part #106280 Rev. A). This guide details the assembly process, including component lists and step-by-step procedures for mounting the track extension to UTV plow systems.



KFI Products Universal ATV Plow Mount Installation Manual - Part # 105745

Installation manual for the KFI Products Universal ATV Plow Mount (Part # 105745). Provides step-by-step assembly instructions, a detailed parts list, and guidance for modifying your ATV's skid plate for compatibility.



[\[pdf\]](#) User Manual Instructions Parts List

Microsoft Word SKID KIT MANUAL odt Nate Installation Instructions KFI Products Replacement Skid for Pro Series Plow 105170 FortNine Canada M105170 small fortnine ca assets kfi products |||

2.3 1.4 1.3 2.2 KFI Plow Skid Kit Skid Kits are adjustable 1.2 using variations of the washers and rubber 2.1 bushings provided in the hardware kit. Note: 1.1 Shown is only an example to get you started. **105170 PARTS LIST 1 105170 SKID KIT 1 1.1 105007 PLOW FOOT 2 1.2 P800244 RUBBER BU...**

lang:i-klngon **score:44** filesize: 88.45 K page_count: 1 document date: 2016-03-02



[\[pdf\]](#) User Manual Instructions Parts List Warranty

48 PRO S SERIES PLOW BLADE Model 105048 KFI Products 5 4 1 3 2 SEE 105170 MANUAL FOR DETAILS ON INSTALLATION OF SKID KIT NOTE Wear bar will come pre installed on all blades PARTS LIST M105048 small kfi products QR CODES Manuals |||

48 PRO-S SERIES PLOW BLADE Model# 105048 Installation Manual 32 BLADE IS REVERSIBLE 1 5 SEE **105170** MANUAL FOR DETAILS ON 4 INSTALLATION OF PLOW SKID KIT NOTE: Wear bar will come pre-installed on all blades. 105048 REVISION B ITEM PART# 1 105053 2 105039 3 CB-8Z-031-18-100 4 HNFN-5Z...

lang:en **score:29** filesize: 490.13 K page_count: 4 document date: 2019-11-12



[KFI 72" Pro-Poly Series Plow Blade Installation Manual](#)

Installation manual and warranty information for the KFI 72" Pro-Poly Series Plow Blade (Model 105872) by Kappers Fabricating, Inc. Includes a detailed parts list, diagram descriptions, and product registration instructions.

lang:en **score:29** filesize: 691.24 K page_count: 8 document date: 2023-09-26



[\[pdf\]](#) User Manual Installation Guide Instructions Parts List Warranty

Installation Instructions 1 48 MB KFI Products ATV Pro S Plow Straight Blade FortNine Canada M105048

Booklet fortnine.ca/assets/kfi/products/|||

48 PRO-S SERIES PLOW BLADE Installation Manual 54 1 2.3 3.3 6 3.2 3.1 2.2 2.1

Installation I ... tall on all blades. 105048 PARTS LIST ITEM 1 2 2.1 2.2 2.3 2.4 3

3.1 3.2 3.3 4 5 6 PART# 105053 **105170** 105007 P800244 P800342 105006 HK-103

FW-SAE-ZP-0625 HC-G5-ZP-0375-16-0_75 HNFL-ZP-0375-16 105...

lang:en score:29 filesize: 1.49 M page_count: 4 document date: 2015-01-08



[\[pdf\]](#) User Manual Installation Guide Instructions Parts List

Installation Instructions 2 49 MB KFI Products UTV Pro S Plow Straight Blade FortNine Canada M105066

Booklet fortnine.ca/assets/kfi/products/|||

66 PRO-S SERIES PLOW BLADE Installation Manual 7.1 1 7.2 54 7.3.2 7.3.1 2.3 3.2

3.3 3.1 6 ... ar bar will come pre-installed on all blades. ITEM 1 2 2.1 2.2 2.3 2.4 3 3.1

3.2 3.3 PART# 105363 **105170** 105007 P800244 P800342 105006 HK-103 FW-SAE-

ZP-0625 HC-G5-ZP-0375-16-0_75 HNFL-ZP-0375-16 DE...

lang:en score:28 filesize: 2.49 M page_count: 4 document date: 2015-01-08



[\[pdf\]](#) User Manual Installation Guide Instructions Parts List

Click Here to Download Installation Guide66 PRO POLY Snow Plow Kit for Kubota Full Size RTV KF

66P105866wiedmannbros assets/images/KFI Plows 105866 View 66 Inch Blade InstructionsClick

GuideKFI Pro Poly Side By Stuff66 66Psep turbifycdn ty cdn yhst 136786855154677

105866wiedmannbros ||| ||| 66 PRO-POLY SERIES PLOW BLADE Installation Manual 7.4.1 7.1 4 7.3.3

7.3.2 7.2 7.3.1 7.4.2 7.4.3 6 7.4.4 7.4.3 3 1 5 6 SEE 105170 MANUAL FOR DETAILS ON

INSTALLATION OF PLOW SKID KIT 105866 PARTS LIST ITEM PART# 1 105867 2 105170 3 105274 4

P

66 PRO-POLY SERIES PLOW BLADE Installation Manual 7.4.1 7.1 4 7.3.3 7.3.2 7.2

7.3.1 7.4.2 7.4.3 6 7.4.4 7.4.3 3 1 5 6 SEE **105170** MANUAL FOR DETAILS ON

INSTALLATION OF PLOW SKID KIT 105866 PARTS LIST ITEM PART# 1 105867 2

105170 3 105274 4 P890033 5 P890003 6 P890014 7 106466 ...

lang:en score:28 filesize: 685.67 K page_count: 8 document date: 2023-09-26



[\[pdf\]](#) User Manual Parts List

M105872 Booklet small kfiproducs QR CODES Manuals |||

72 PRO-POLY SERIES PLOW BLADE Installation Manual 7.4.1 7.1 4 7.3.3 7.3.2 7.2 7.3.1 7.4.2 7.4.3 6 7.4.4 7.4.3 3 1 5 6 SEE **105170** MANUAL FOR DETAILS ON INSTALLATION OF PLOW SKID KIT 105872 PARTS LIST ITEM PART# 1 105873 2 **105170** 3 105184 4 P890033 5 P890003 6 P890014 7 106472 ...

lang:en score:26 filesize: 685.85 K page_count: 8 document date: 2022-08-03



[\[pdf\]](#) User Manual Parts List

M105866 Booklet small kfiproducs QR CODES Manuals |||

66 PRO-POLY SERIES PLOW BLADE Installation Manual 7.4.1 7.1 4 7.3.3 7.3.2 7.2 7.3.1 7.4.2 7.4.3 6 7.4.4 7.4.3 3 1 5 6 SEE **105170** MANUAL FOR DETAILS ON INSTALLATION OF PLOW SKID KIT 105866 PARTS LIST ITEM PART# 1 105867 2 **105170** 3 105274 4 P890033 5 P890003 6 P890014 7 106466 ...

lang:en score:26 filesize: 680.27 K page_count: 8 document date: 2022-08-03



[\[pdf\]](#) User Manual Parts List

M105860 Booklet small kfi products QR CODES Manuals |||

60 PRO-POLY SERIES PLOW BLADE Installation Manual 7.4.1 7.1 4 7.3.3 7.3.2 7.2 7.3.1 7.4.2 7.4.3 6 7.4.4 7.4.3 3 1 5 6 SEE **105170** MANUAL FOR DETAILS ON INSTALLATION OF PLOW SKID KIT 105872 PARTS LIST ITEM PART# 1 105861 2 **105170** 3 105064 4 P890033 5 P890003 6 P890014 7 106460 ...

lang:en score:26 filesize: 681.81 K page_count: 8 document date: 2022-08-03



[\[pdf\]](#) User Manual Parts List

M105860 Booklet smal Index of QR CODES Manuals small kfi products |||

60 PRO-POLY SERIES PLOW BLADE Installation Manual 7.4.1 7.1 4 7.3.3 7.3.2 7.2 7.3.1 7.4.2 7.4.3 6 7.4.4 7.4.3 3 1 5 6 SEE **105170** MANUAL FOR DETAILS ON INSTALLATION OF PLOW SKID KIT 105860 PARTS LIST ITEM PART# 1 105861 2 **105170** 3 105064 4 P890033 5 P890003 6 P890014 7 106460 ...

lang:en score:26 filesize: 688.15 K page_count: 8 document date: 2023-09-26



[\[pdf\]](#) User Manual Parts List

72â PRO POLY SERIES PLOW BLADE kfi products â° Manuals M105872 Booklet small QR CODES |||

72 PRO-POLY SERIES PLOW BLADE Installation Manual 7.4.1 7.1 4 7.3.3 7.3.2 7.2 7.3.1 7.4.2 7.4.3 6 7.4.4 7.4.3 3 1 5 6 SEE **105170** MANUAL FOR DETAILS ON INSTALLATION OF PLOW SKID KIT 105872 PARTS LIST ITEM PART# 1 105873 2 **105170** 3 105184 4 P890033 5 P890003 6 P890014 7 106472 ...

lang:en score:25 filesize: 691.24 K page_count: 8 document date: 2023-09-26



[\[pdf\]](#) User Manual Instructions Label

M106180 small Index of QR CODES Manuals kfiproducs ||| ||| PRO-V PLOW SYSTEM V-Plow PART #106180 Rev B 2024 Copyright Kappers Fabricating, Inc. All rights reserved 08/08/24 Important Safety Information Manual Conventions This manual uses the following symbols to help differentiate between different

PRO-V PLOW SYSTEM V-Plow PART #106180 Rev B 2024 Copyright Kappers Fabricating, Inc. All rights reserved -DS 106180-DS 106180-PS 106180-PS 106180-CP 106517 106516 106061 106507 106506 106153 106088 106087 **105170** 106505 HK-102 CB-5Z-025-20-100 FW-SAE-Z-025 HNN-5Z-025-20 HK-430 CB-5Z-038-16-100 CB-5Z-038-1...

lang:en score:23 filesize: 1.61 M page_count: 18 document date: 2024-08-08



[\[pdf\]](#) User Manual Instructions Parts List

105866Instructions turbifycdn ty cdn yhst 136786855154677 |||

66 PRO-POLY SERIES PLOW BLADE Installation Manual 7.4.1 7.1 4 7.3.3 7.3.2 7.2 7.3.1 7.4.2 7.4.3 6 7.4.4 7.4.3 3 1 5 6 SEE **105170** MANUAL FOR DETAILS ON INSTALLATION OF PLOW SKID KIT 105866 PARTS LIST ITEM PART# 1 105867 2 **105170** 3 105274 4 P890033 5 P890003 6 P890014 7 106466 ...

lang:en score:15 filesize: 685.66 K page_count: 8 document date: 2023-09-26



[\[pdf\]](#) User Manual Installation Guide Parts List

Click Here to Download Installation Guide60 PRO POLY Snow Plow Kit for Kubota Mid Size RTV KF 60P105860wiedmannbros assets images KFI Plows 105860 |||

60 PRO-POLY SERIES PLOW BLADE Installation Manual 7.4.1 7.1 4 7.3.3 7.3.2 7.2 7.3.1 7.4.2 7.4.3 6 7.4.4 7.4.3 3 1 5 6 SEE **105170** MANUAL FOR DETAILS ON INSTALLATION OF PLOW SKID KIT 105860 PARTS LIST ITEM PART# 1 105861 2 **105170** 3 105064 4 P890033 5 P890003 6 P890014 7 106460 ...

lang:en score:15 filesize: 688.15 K page_count: 8 document date: 2023-09-26



[pdf] Specifications Accessories Catalog

KFI Winches Accessories Product Catalog winches winch electric hydraulic utility industrial bumper trailer hand truck suv jeep atv portable mounts plates hitch receiver fairlead roller hawse remote straps rope cable wire synthetic d rings shackles snatch blocks protectors recovery kits gloves CARiD kfi product catalog carid images items

4 VOLUME .3 KFI TigerTail™ Tow system KFI TigerTail™ Tow System The Toughest Quickest, Tangle ... t Wear Bar 66 Replacement Wear Bar 72 Replacement Wear Bar KFI Replacement Skids No. 105595 No. **105170** No. 105188 No. 105490 Plow Skid 1x-Skid Only Plow Skid Kit 2-Pack ATV 3/8 Pin 2-Pack Si...

lang:en score:15 filesize: 19.88 M page_count: 28 document date: 2017-12-04



[pdf] User Manual Accessories

KFI Winches Accessories Information winches winch electric hydraulic utility industrial bumper trailer hand truck suv jeep atv portable mounts plates hitch receiver fairlead roller hawse remote straps rope cable wire synthetic d rings shackles snatch blocks protectors recovery kits gloves CARiD plow handout press information images carid kfi items |||

KFI Pro-Series ATV Plow System The KFI Pro-Series Plow System is designed from the ground up to hav ... NNUUFFAACCTTUURREEDD 105064 AANNDAAASSSSEEMMBBLLLEEDDIINNSSPPRRRIINNGGVVAALLLLEEYY,,MMNN.. 105144 **105170** Description Arctic Cat Suzuki E, V, KQ400 Plow Mount Outlander / Renegade Plow Mount Ranch...

lang:en score:15 filesize: 1.9 M page_count: 1 document date: 2017-12-05



[pdf] User Manual

Plow Handout press Index of support kfiproducs |||

KFI Pro-Series ATV Plow System The KFI Pro-Series Plow System is designed from the ground up to hav ... NNUUFFAACCTTUURREEDD 105064 AANNDAAASSSSEEMMBBLLLEEDDIINNSSPPRRRIINNGGVVAALLLLEEYY,,MMNN.. 105144 **105170** Description Arctic Cat Suzuki E, V, KQ400 Plow Mount Outlander / Renegade Plow Mount Ranch...

lang:en score:14 filesize: 1.83 M page_count: 1 document date: 2011-03-09



[KFI Products ATV & UTV Winches, Plows, and Accessories Catalog](#)

Comprehensive catalog of KFI Products featuring high-quality winches, robust plow systems, tow systems, and a wide range of ATV and UTV accessories. Explore durable, USA-made powersports equipment for off-road vehicles.

lang:en score:11 filesize: 94.72 M page_count: 52 document date: 2024-04-17



[\[pdf\] Specifications Catalog](#)

KFI Catalog V4 3 kfiproductions QR CODES |||

Phone: 1-877-346-2050 Email: sales kfiproductions.com Fax: 507-346-2010 4 VOLUME .3 KFI TigerTail™ ... t Wear Bar 66 Replacement Wear Bar 72 Replacement Wear Bar KFI Replacement Skids No. 105595 No. **105170** No. 105188 No. 105490 Plow Skid 1x-Skid Only Plow Skid Kit 2-Pack ATV 3/8 Pin 2-Pack Si...

lang:en score:11 filesize: 43.81 M page_count: 32 document date: 2016-01-14