

Manuals+

[Q & A](#) | [Deep Search](#) | [Upload](#)

manuals.plus /

- › [Casio](#) /
- › [Casio Women's Analog Quartz Watch LTP-1128G-9ARDF Instruction Manual](#)

Casio LTP-1128G-9ARDF

Casio Women's Analog Quartz Watch LTP-1128G-9ARDF Instruction Manual

INTRODUCTION

Thank you for choosing a Casio timepiece. This manual provides essential information regarding the proper use and care of your Casio Women's Analog Quartz Watch, Model LTP-1128G-9ARDF. Please read these instructions carefully to ensure optimal performance and longevity of your watch.





Figure 1: Front view of the Casio Women's Analog Quartz Watch LTP-1128G-9ARDF.



Figure 2: The watch packaging box.

FEATURES

Your Casio LTP-1128G-9ARDF watch is equipped with the following features:

- **Quartz Movement:** Ensures accurate timekeeping.
- **Water Resistance:** Rated for 50 meters (165 feet / 5 ATM), suitable for short periods of recreational swimming.
- **Case Diameter:** Compact 27 mm case, designed for a comfortable fit.
- **Material:** Durable stainless steel construction.

SETUP

Setting the Time

1. **Pull the Crown:** Gently pull the crown (the small knob on the side of the watch) out to the first click position.
2. **Adjust the Time:** Rotate the crown in either direction to move the hour and minute hands to the desired time.
3. **Push the Crown Back:** Once the time is set, push the crown back in to its normal position. This will start the watch movement.



Figure 3: Side view illustrating the watch crown.

OPERATING

Water Resistance Guidelines

Your watch is rated for 50-meter (5 ATM) water resistance. This means it is suitable for:

- Daily use, such as hand washing or splashes.
- Short periods of recreational swimming in shallow water.

Important Precautions:

- Do not operate the crown or push buttons while the watch is wet or submerged.

- Avoid prolonged exposure to water, hot water, or steam (e.g., showers, saunas).
- Water resistance is not a permanent condition and may decrease over time due to wear and tear.



Figure 4: The watch worn on a wrist.

MAINTENANCE

Battery Replacement

The watch is powered by a single product-specific battery. When the watch stops or the hands move erratically, it indicates that the battery needs replacement. It is recommended to have the battery replaced by a qualified watch technician to ensure proper sealing and maintain water resistance.

Cleaning Your Watch

To maintain the appearance of your watch:

- Wipe the watch case and band with a soft, dry cloth regularly.
- For metal bands, a soft brush and mild soapy water can be used, followed by thorough rinsing and drying. Ensure the crown is pushed in before cleaning with water.
- Avoid using chemical cleaners, solvents, or abrasive materials, as these can damage the watch's finish.



Figure 5: Back view of the watch, showing the case back and clasp.

TROUBLESHOOTING

Problem	Possible Cause	Solution
Watch not running	Depleted battery	Replace battery (refer to Maintenance section).
Time is inaccurate	Crown not fully pushed in	Ensure crown is pushed in completely.
Condensation inside watch	Exposure to extreme temperature changes or moisture ingress	Consult a qualified watch technician immediately.

SPECIFICATIONS

- **Model Number:** LTP-1128G-9ARDF
- **Movement:** Quartz
- **Water Resistance:** 50 meters / 165 feet / 5 ATM
- **Case Diameter:** 27 mm
- **Case Material:** Stainless Steel
- **Product Dimensions:** 6 x 10.4 x 9.6 cm
- **Item Weight:** 20 g

- **Battery:** 1 Product Specific battery (included)
- **Country of Origin:** Japan

WARRANTY AND SUPPORT







For warranty information or technical support, please refer to the warranty card included with your purchase or visit the official Casio website. Contacting authorized Casio service centers ensures that your watch receives proper care and genuine replacement parts.

For further assistance, please visit www.casio.com.



© 2025 Casio Computer Co., Ltd. All rights reserved.

Related Documents - LTP-1128G-9ARDF

	<p>Casio LAW-21 Модуль 2789: Руководство пользователя и характеристики</p> <p>Полное руководство пользователя для часов Casio LAW-21 (Модуль 2789). Содержит инструкции по эксплуатации, уходу, описания режимов работы (текущее время, мировое время, таймер, секундомер, будильник) и технические характеристики.</p>
	<p>Casio Watch User Manual: Modules 746, 756</p> <p>Comprehensive user manual for Casio watches with modules 746 and 756, covering battery information, water resistance, mode descriptions, time and date setting, alarm functions, stopwatch, and technical specifications.</p>
	<p>Casio ECW-M100 Watch User Manual</p> <p>Comprehensive user manual for the Casio ECW-M100 watch, detailing its features, operation, water resistance, alarms, stopwatch, world time, and technical specifications. Includes instructions for setting time, alarms, and using various modes.</p>
	<p>Casio EFA-124 Watch User Manual</p> <p>User manual for the Casio EFA-124 watch, module 4398. Provides instructions on setting time, using world time, stopwatch, alarm, and care instructions.</p>
	<p>Casio AW-22 Watch User Manual: Features and Operation</p> <p>Comprehensive guide to operating the Casio AW-22 watch module QW-725, covering time setting, alarms, timer, stopwatch, and other functions.</p>
	<p>CASIO 5270 Operation Guide: Setting Time, Day, and Using Minute Counter</p> <p>Detailed operation guide for the CASIO 5270 watch, covering how to set the time and day, use the minute counter for elapsed time measurements, and understand its specifications. Includes instructions for watches with elapsed time bezels and screw lock crowns.</p>

