

Manuals+

[Q & A](#) | [Deep Search](#) | [Upload](#)

manuals.plus /

- › [Chicco](#) /
- › [Chicco Vibrating and Snapping Toy Phone User Manual](#)

Chicco 00060067000000

Chicco Vibrating and Snapping Toy Phone User Manual

Model: 00060067000000

[Introduction](#) [Safety](#) [Setup](#) [Operation](#) [Maintenance & Support](#) [Troubleshooting](#) [Specifications](#) [Warranty](#)

1. INTRODUCTION

The Chicco Vibrating and Snapping Toy Phone is an interactive toy designed for children aged 6 months and older. It encourages imaginative play by allowing children to imitate adults using a mobile phone. This toy features engaging lights, sounds, and a unique vibration effect, providing a stimulating play experience.





Image: Front view of the Chicco Vibrating and Snapping Toy Phone, showcasing its colorful buttons and screen with a monkey graphic.

2. SAFETY INFORMATION

Please read and adhere to the following safety guidelines to ensure safe use of the product:

- For external use only.
- Avoid contact with eyes.
- Keep away from direct flame or heat sources.
- Always supervise children during play.
- Do not immerse the toy in water.

3. SETUP

3.1 Battery Installation

The Chicco Vibrating and Snapping Toy Phone requires 2 AAA 1.5V batteries, which are included with the product. To install or replace batteries:

1. Locate the battery compartment on the back of the toy.

2. Using a screwdriver, open the battery compartment cover.
3. Insert two AAA 1.5V batteries, ensuring correct polarity (+/-).
4. Close the battery compartment cover and secure it with the screw.

Important: Always use new batteries of the specified type. Do not mix old and new batteries or different types of batteries. Remove exhausted batteries promptly. Dispose of batteries responsibly.

chicco

6-36m

10

Ringtones
to choose from
Suonerie tra cui
scegliere
Sonneries au choix
Klingeltöne zum
Auswählen
Tonos de llamada
diferentes
Toques para
escolher

NO PVC
SANS PVC
PVC-FREI
SIN PVC
SEM PVC

Vibration effect
Effetto vibrazione
Effet vibration
Vibrationseffekt
Efecto vibración
Efeito de vibração

Try Me
Provami



Baby Senses

Vibrating
Photo Phone

DOM



4. OPERATING INSTRUCTIONS

The Chicco Vibrating and Snapping Toy Phone offers several interactive features:

- **Sound and Music:** Pressing the numerical buttons on the phone activates 10 cheerful ringtones and various sounds, accompanied by a dynamic light display.
- **Vibration Effect:** Locate the special button (often depicted as a phone icon or a large central button). Pressing this button initiates a vibration effect, simulating an incoming call and adding a tactile dimension to play.
- **Rotating Animals:** The phone's screen features a display with rotating animal images. Children can interact with this feature, pretending to 'take a picture' of the animals as they appear.




Image: A young child holding the Chicco Vibrating and Snapping Toy Phone to their ear, demonstrating typical play interaction.

5. MAINTENANCE

5.1 Cleaning

To clean the toy phone, wipe it with a soft, damp cloth. Do not use abrasive cleaners or immerse the toy in water. Ensure the toy is completely dry before allowing children to play with it again.

5.2 Storage

Store the toy in a cool, dry place away from direct sunlight and extreme temperatures. If the toy will not be used for an extended period, remove the batteries to prevent leakage.

6. TROUBLESHOOTING

Problem	Possible Cause	Solution
Toy does not turn on or function.	Batteries are dead or incorrectly installed.	Check battery polarity or replace with new AAA 1.5V batteries.
Sound is too low or distorted.	Low battery power.	Replace batteries with new AAA 1.5V batteries.
Vibration effect is weak or absent.	Low battery power.	Replace batteries with new AAA 1.5V batteries.

7. SPECIFICATIONS

Feature	Detail
Product Dimensions	21.3 x 11 x 4.5 cm
Item Weight	131 grams
Manufacturer Recommended Age	6 months - 8 years
Item Model Number	00060067000000
Educational Objectives	Promotes cognitive development and recognition of numbers and animals
Material Type	Plastic
Battery Type	2 x AAA 1.5V batteries
Batteries Included	Yes
Assembly Required	No






Image: The Chicco Vibrating and Snapping Toy Phone with an overlay indicating its approximate dimensions (5.5 inches / 13 cm height).




8. WARRANTY AND SUPPORT

Chicco products are manufactured to high-quality standards. For information regarding warranty coverage, please refer to the warranty card included with your purchase or visit the official Chicco website. For customer support, product inquiries, or assistance with troubleshooting, please contact Chicco customer service through their official channels. You can find more information and contact details on the [Chicco Brand Store](#).

© 2024 Chicco. All rights reserved.

Related Documents - 00060067000000

	<p>Chicco You&Me Star: Evolutive Nightlight with Music for Babies</p> <p>Discover the Chicco You&Me Star, an evolutive nightlight with music designed to help babies sleep. Features include calming orange light, soothing melodies, and interactive play for children.</p>
	<p>Chicco Selfie Phone: Bilingual Talking Toy for Early Language Development</p> <p>User manual for the Chicco Selfie Phone, a bilingual talking toy designed to help children aged 6-36 months develop language skills and auditory discrimination through interactive songs, phrases, and animal sounds.</p>
	<p>Chicco Selfie Phone Instruction Manual and Safety Guide</p> <p>Comprehensive user manual for the Chicco Selfie Phone, a bilingual talking toy for children aged 6-36 months. Includes setup, operation, safety warnings, battery information, care instructions, and disposal guidelines.</p>

	<p>Chicco Cuddly Meditation Teddy Bear - User Manual and Safety Information</p> <p>This user manual provides comprehensive instructions for the Chicco Cuddly Meditation Teddy Bear, covering its features, operation, safety warnings, battery replacement, cleaning, maintenance, and disposal guidelines. Designed for infants from 0 months onwards.</p>
	<p>Chicco Hoopla Baby Bouncer: User Manual & Safety Guide</p> <p>Comprehensive user manual for the Chicco Hoopla baby bouncer. Learn about safe assembly, usage modes (reclined cradle and chair), adjustable features, and maintenance for this versatile baby product.</p>
	<p>Chicco Baby Rodeo & Miss Baby Rodeo Instruction Manual</p> <p>Detailed instructions for assembling, using, and maintaining the Chicco Baby Rodeo and Miss Baby Rodeo toy. Includes safety warnings, component lists, and battery information.</p>