

[manuals.plus](#) /

› [Armitron](#) /

› [Armitron Sport Men's 40/8254BLK Black Digital Chronograph Watch User Manual](#)

## Armitron 40/8254BLK

# Armitron Sport Men's 40/8254BLK Black Digital Chronograph Watch User Manual

Model: 40/8254BLK | Brand: Armitron

## INTRODUCTION

---

This manual provides comprehensive instructions for the operation and maintenance of your Armitron Sport Men's 40/8254BLK Black Digital Chronograph Watch. Please read this manual thoroughly to ensure proper use and to maximize the lifespan of your timepiece.



Figure 1: Front view of the Armitron Sport Men's 40/8254BLK Black Digital Chronograph Watch, showcasing its digital display and surrounding buttons.

SAFETY INFORMATION

Your Armitron Sport watch is designed with water resistance features. Adhere to the following guidelines to prevent damage:

- **Water Resistance:** This watch is water resistant to 330 feet (100 meters). It is suitable for snorkeling and swimming.
- **Important Note:** Do not operate the push buttons below the surface of the water. This can compromise the watch's water resistance seal.
- Avoid exposing the watch to extreme temperatures or sudden temperature changes.
- Rinse the watch with fresh water after exposure to salt water or chlorine, then dry thoroughly.





WATER RESISTANT CHART	
 NOT WATER RESISTANT	NOT WATER RESISTANT
 ACCIDENTAL SPLASHES	<b>WATER RESISTANT TO 30M (100FT):</b> In general, withstands splashes or brief immersion in water, but not suitable for swimming or bathing
 SWIMMING	<b>WATER RESISTANT TO 50M (165FT):</b> In general, suitable for short periods of recreational swimming, but not diving or snorkeling
 SNORKELING	<b>WATER RESISTANT TO 100 M (330 FT):</b> In general, suitable for swimming and snorkeling, but not scuba diving

Figure 2: Water Resistance Chart illustrating suitable activities for different water resistance ratings, confirming this model's suitability for swimming and snorkeling.

COMPONENTS OVERVIEW

Familiarize yourself with the main components and buttons of your watch:

- **Display:** Digital display showing time, date, and various mode indicators.
- **MODE Button:** Cycles through different operating modes (Time, Chronograph, Alarm, Dual Time).
- **RESET Button:** Used for resetting functions or adjusting settings in various modes.
- **ST/STP Button:** Starts and stops the chronograph, or sets values in adjustment modes.
- **EL Button:** Activates the Electro-Luminescent backlight for illumination in low light conditions.
- **Rotating Bezel:** Outer ring with compass markings (W, SW, NW, etc.) for directional reference.



Figure 3: The Armitron Sport Men's 40/8254BLK watch worn on a wrist, demonstrating its size and fit.

## SETUP

---

### Setting Time and Date

1. In Time Mode, press and hold the **MODE** button until the seconds begin to flash.
2. Press the **RESET** button to cycle through the setting options: Seconds → Hour → Minute → Year → Month → Day.
3. Use the **ST/STP** button to adjust the flashing value. For seconds, pressing **ST/STP** will reset them to zero.
4. Once all settings are correct, press the **MODE** button to exit the setting mode.

### Battery Information

Your watch is powered by 1 Lithium Metal battery (included). When the display dims or functions become erratic, it may be time to replace the battery. It is recommended to have battery replacement performed by a qualified watch technician to ensure the water resistance seal is maintained.

## OPERATING MODES

---

Press the **MODE** button to cycle through the following functions:

- **Time Mode:** Displays current time (12/24-hour format), day of the week, and date. Press **EL** for backlight.
- **Chronograph (Stopwatch):**
  - Press **ST/STP** to start/stop the timer.
  - Press **RESET** to reset the timer to zero.
  - Press **RESET** during timing to record lap times.
- **Alarm Mode:**
  - In Alarm Mode, press **ST/STP** to turn the alarm ON/OFF.
  - Press and hold **RESET** to set the alarm time. Use **ST/STP** to adjust and **RESET** to confirm.
- **Dual Time Mode:** Allows setting and viewing a second time zone. Follow similar setting procedures as Time Mode.
- **Military Time Function:** The watch supports 12-hour and 24-hour (military) time formats. This can be toggled during time setting.

### Product Overview Video



This video provides a brief overview of the Armitron Sport Men's 40/8254BLK Black Digital Chronograph Watch, showcasing its design and

basic features.

## MAINTENANCE

- **Cleaning:** Wipe the watch regularly with a soft, dry cloth. For stubborn dirt, use a slightly damp cloth and mild soap, then dry thoroughly.
- **Battery Replacement:** The watch uses a CR2025 battery. While it is possible to replace it yourself, professional service is recommended to ensure the integrity of the water resistance seal.
- **Storage:** Store your watch in a cool, dry place away from direct sunlight and extreme temperatures when not in use.
- **Avoid Chemicals:** Do not expose the watch to solvents, detergents, perfumes, or cosmetic sprays, as these can damage the resin material and seals.

## TROUBLESHOOTING

Problem	Possible Cause	Solution
Display is dim or blank.	Low battery.	Replace the battery (CR2025). Professional replacement recommended.
Buttons are unresponsive.	Watch may be in a locked state or battery is too low.	Try pressing all buttons firmly. If issue persists, replace battery.
Time is inaccurate.	Incorrect time setting or low battery.	Reset the time and date. If problem continues, replace battery.
Condensation inside the watch.	Water resistance seal compromised or extreme temperature change.	Seek professional service immediately to prevent further damage. Avoid extreme temperature changes.

## SPECIFICATIONS

- Model Number:** 40/8254BLK
- Movement:** Quartz Digital
- Display:** Digital
- Case Material:** Resin
- Band Material:** Resin
- Crystal Material:** Plastic
- Water Resistance:** 100 Meters (330 Feet)
- Functions:** Chronograph, Alarm, Dual Time, Lap Time, Military Time, Backlight
- Battery:** 1 Lithium Metal battery (CR2025)
- Product Dimensions:** 7 x 27 x 11 inches
- Item Weight:** 4.8 ounces
- Manufacturer:** Armitron Sport
- Country of Origin:** China

## WARRANTY AND SUPPORT








Armitron watches typically come with a limited warranty covering manufacturing defects. For specific warranty details, please refer to the warranty card included with your purchase or visit the official Armitron website. For technical support, repairs, or parts, please contact Armitron customer service through their official channels.

**Official Armitron Store:** [Visit the Armitron Store on Amazon](#)



© 2024 Armitron. All rights reserved.

**Related Documents - 40/8254BLK**

	<p><a href="#">Armitron M833 Watch: Instructions Manual &amp; Limited Lifetime Warranty</a></p> <p>Detailed instructions manual and limited lifetime warranty information for the Armitron M833 watch. Learn how to operate features like the chronograph, alarms, countdown timer, and second time zone, plus find information on battery replacement, water resistance, and service.</p>
	<p><a href="#">Armitron M833 Digital Sports Watch: Complete Instructions Manual</a></p> <p>Get detailed instructions for your Armitron M833 digital sports watch. Learn how to set time, use the chronograph, alarms, countdown timer, and understand water resistance and service options.</p>
	<p><a href="#">Armitron AD1144 Pro Sport Digital Watch Instructions Manual</a></p> <p>Comprehensive instructions manual for the Armitron AD1144 Pro Sport digital watch, covering features, time setting, stopwatch, alarms, world time, countdown timer, and service information.</p>
	<p><a href="#">Armitron Adventure MD16388 Digital Watch: Features, Instructions, and Limited Lifetime Warranty</a></p> <p>Detailed instructions and warranty information for the Armitron Adventure MD16388 digital watch. Learn about its features including time telling, alarms, chronograph, world time, pedometer, and countdown timer. Includes setup, operation, water resistance, battery replacement, and service center details.</p>
	<p><a href="#">Armitron AD1029 Pro Sport Digital Watch: Instructions Manual &amp; Features</a></p> <p>Comprehensive instructions manual for the Armitron AD1029 Pro Sport digital watch, detailing features, operation modes (Time Telling, Calendar, Alarm, Chronograph, Countdown Timer, Second Time Zone), setting procedures, battery replacement, and water resistance. Includes service center information.</p>



Comprehensive instructions manual and limited lifetime warranty details for the Armitron Sport Circle Digi A (4 Button) digital watch, covering features, operation, care, and service.