

## Evenflo 61731197

# Evenflo Exersaucer Activity Center Safari Friends Instruction Manual

Model: 61731197

## INTRODUCTION

Adventure awaits! The Evenflo Exersaucer Safari Friends Jumping Activity Center is designed to provide hours of developmental fun for your little one. Featuring a 360-degree seat spin, over 15 engaging activities, and interactive lights and sounds, this activity center encourages fine motor skills, hand-eye coordination, and core muscle development. Its nature-inspired colors and patterns create an inviting play environment. The adjustable height settings ensure the activity center grows with your child, providing long-lasting enjoyment.



Figure 1: Fully assembled Evenflo Exersaucer Activity Center, Safari Friends.

## SETUP

The Evenflo Exersaucer Activity Center is designed for straightforward assembly. While specific step-by-step instructions are not provided here, the general process involves connecting the base, upright supports, and the activity tray. Ensure all components click securely into place before placing your child in the activity center.

- **Base Assembly:** Connect the circular base ring to the bottom of the upright supports.
- **Upright Supports:** Securely attach the two main upright supports to the base. These supports house the adjustable height mechanism.
- **Activity Tray & Seat:** Attach the main activity tray to the upright supports. The seat cushion, which allows for 360-degree rotation, should be placed securely within the tray opening.
- **Toy Attachment:** Place the various interactive toys into their designated slots around the activity tray. Some toys may be removable or interchangeable.



Figure 2: Product dimensions for planning placement.

## OPERATING THE ACTIVITY CENTER

This activity center offers multiple features to engage your child:

- **360° Seat Spin:** The seat allows your child to rotate completely, providing access to all toys and activities around the tray. This encourages reaching, turning, and stretching, aiding in development.
- **Bouncing Action (Exer-Bounce):** Enhanced springs provide a gentle bouncing action, promoting leg strength and coordination.
- **Interactive Toys:** The activity center includes over 15 toys designed to stimulate fine motor skills and hand-eye coordination.
- **Lights and Sounds:** Specific toys, such as the Ellie the elephant and the ABC flip book, feature lights and animal sounds. An on/off switch is provided for quieter play when desired.
- **Adjustable Height:** The activity center features three height settings to accommodate your growing child. Adjust the height so your child's feet are flat on the bouncing pad.



Figure 3: A child enjoying the activity center's features.



Figure 4: Detail of the interactive elephant toy.



Figure 5: Detail of the interactive ABC flip book toy.

## MAINTENANCE

Proper care and maintenance will ensure the longevity and safety of your Evenflo Exersaucer Activity Center.

- **Plastic Parts:** Wipe surfaces clean with a cloth slightly moistened with mild soap and water. Allow to air dry.
- **Seat Pads:** Machine wash separately in cold water on a delicate cycle. Do not use chlorine bleach. Tumble dry for 10-15 minutes on low heat and remove immediately.
- **Removable Monkey Toy:** The soft and cuddly removable monkey is machine-washable.





Figure 6: Cleaning instructions for toys and fabric components.

## TROUBLESHOOTING

Specific troubleshooting steps are not provided in the available product information. For any issues encountered with the Evenflo Exersaucer Activity Center, please refer to the official user manual or contact Evenflo customer support.

## SPECIFICATIONS

Feature	Detail
Product Dimensions	35"L x 35"W x 39"H (99 cm H)
Item Model Number	61731197

Batteries Required	Yes, 6 AAA batteries (included)
Battery Life	2.25 Hours
Target Gender	Unisex
Maximum Weight Recommendation	25 Pounds
Material Type	Plastic (100% Polyester for fabric parts)
Number Of Items	1 Activity Center
Style	Safari Friends
Is Portable	Yes

## WARRANTY INFORMATION


Evenflo warrants this Product (including any accessories) against defects in material or workmanship for a period of 90 days from the original purchase. Evenflo's sole obligation under this express limited warranty shall be, at Evenflo's option, to repair or replace any Product that is determined to be defective by Evenflo and covered by this warranty. Proof of purchase (receipted invoice or bill of sale) is required for warranty service. This warranty is extended ONLY to the original Purchaser and is not transferable.

## SUPPORT






For warranty service or any other inquiries regarding your Evenflo Exersaucer Activity Center, please contact Evenflo's ParentLink Consumer Resource Center. Refer to the official product packaging or the full user manual (if provided separately) for specific contact details.

© 2023 Evenflo. All rights reserved.

## Related Documents - 61731197

	<p><a href="#">Evenflo Exersaucer Jump &amp; Learn Activity Centre - Safari Friends</a></p> <p>Discover the Evenflo Exersaucer Jump &amp; Learn Activity Centre, designed for safe and stimulating play. Features 45 learning activities, adjustable height, and washable seat for convenience. Ideal for babies aged 4-12 months.</p>
---	--



 <p><b>ExerSaucer</b> Jam Session™</p> <p>KEEP INSTRUCTIONS FOR FUTURE USE. CONSERVEZ CES INSTRUCTIONS POUR RÉFÉRENCE ULTÉRIEURE. GUARDE ESTAS INSTRUCCIONES PARA REFERENCIA FUTURA.</p>	<p><a href="#">Evenflo ExerSaucer Jam Session Stationary Jumper - Assembly and User Manual</a></p> <p>Comprehensive guide for the Evenflo ExerSaucer Jam Session stationary jumper, covering assembly instructions, safety warnings, height adjustment, care and maintenance, troubleshooting, and warranty information.</p>
 <p><b>Evenflo</b> Advanced Manual Breast Pump</p> <p>The full power of the breast pump in the palm of your hand.</p>	<p><a href="#">Evenflo Advanced Manual Breast Pump: User Guide and Instructions</a></p> <p>Comprehensive guide for the Evenflo Advanced Manual Breast Pump. Covers safety, assembly, usage, flange fitting, milk storage, maintenance, and troubleshooting for effective and safe breast pumping.</p>
 <p><b>Baby Trend</b></p> <p>Model #7311 <b>Sit N Stand LX Tandem Stroller</b> with Car Seat Snap N Go Attachment System</p> <p>Read all instructions before assembly and use of product. KEEP INSTRUCTIONS FOR FUTURE USE.</p>	<p><a href="#">Baby Trend Sit N Stand LX Tandem Stroller with Car Seat Snap N Go Attachment System - Instruction Manual</a></p> <p>This comprehensive instruction manual details the assembly, operation, and safety guidelines for the Baby Trend Sit N Stand LX Tandem Stroller (Model #7311). It covers essential warnings, identification of stroller parts, step-by-step assembly instructions, methods for securing children in both the front and rear seats, seatback positioning, brake operation, canopy adjustments, and folding/unfolding procedures. Additionally, it provides crucial information and compatibility charts for using the Snap N Go attachment system with various infant car seats, including detailed installation and removal instructions for models from Cosco, Peg Perego, Evenflo, Century, Graco, and Baby Trend.</p>
 <p><b>evenflo</b> <b>OMNI PLUS</b></p> <p>Stroller/Travel System Poussette/Système de déplacement Carrito/Sistema de viaje</p> <p><b>STROLLER</b> Up to 50 lbs (22.6 kg) Up to 40 in (101.6 cm)</p> <p><b>POUSSETTE</b> Jusqu'à 50 lb (22.6 kg) Jusqu'à 101.6 cm (40 po)</p> <p><b>CARRITO</b> Hasta 50 lb (22.6 kg) Hasta 101.6 cm (40 po)</p>	<p><a href="#">Evenflo Omni Plus Stroller/Travel System User Manual</a></p> <p>Comprehensive guide for the Evenflo Omni Plus Stroller/Travel System, covering assembly, usage modes, safety warnings, and maintenance. Learn how to set up and use your stroller safely for your child.</p>
 <p><b>evenflo</b> <b>pivot</b></p> <p>Stroller/Travel System Poussette / Système de déplacement Carrito/Sistema de viaje</p> <p><b>Stroller</b> Up to 50 lb (22.6 kg) Up to 38 in (96.5 cm)</p> <p><b>Poussette</b> Jusqu'à 50 lb (22.6 kg) Jusqu'à 96.5 cm (38 po)</p> <p><b>Carrito</b> Hasta 50 lb (22.6 kg) Hasta 96.5 cm (38 po)</p>	<p><a href="#">Evenflo Pivot Stroller/Travel System User Manual</a></p> <p>Comprehensive guide for the Evenflo Pivot Stroller/Travel System, covering assembly, usage modes (carriage and toddler seat), safety warnings, and maintenance. Learn how to attach accessories like the canopy, bumper bar, child tray, and cupholder.</p>

