

Manuals+

[Q & A](#) | [Deep Search](#) | [Upload](#)

manuals.plus /

- › [Serta](#) /
- › [Serta EZ Raised Foldable Portable Air Mattress Bed with Built-In NeverFlat AC Pump, Queen Size Instruction Manual](#)

Serta ST840019

Serta EZ Raised Foldable Portable Air Mattress Bed Instruction Manual

Model: ST840019

INTRODUCTION

This manual provides essential instructions for the setup, operation, maintenance, and storage of your Serta EZ Raised Foldable Portable Air Mattress Bed. Please read all instructions carefully before use to ensure proper function and longevity of your product.



Image: The Serta EZ Raised Air Mattress, fully inflated and ready for use, showcasing its raised height and integrated steel frame.

SAFETY INFORMATION

WARNING: This product contains chemicals known to the State of California to cause cancer and birth defects or other reproductive harm. For more information, visit www.P65Warnings.ca.gov.

- Do not use near open flames or heaters.
- Keep sharp objects away from the mattress surface.
- Ensure the power cord is not a tripping hazard.
- Do not allow children to jump on the mattress.
- This product is intended for household/residential use only.
- Do not use for medical purposes.

PACKAGE CONTENTS

- Serta EZ Raised Air Mattress with Built-In NeverFlat AC Pump
- Self-deploying Steel Frame
- Repair Kit
- Rolling Storage Duffel Bag

SETUP AND INFLATION

1. **Unzip and Roll Out:** Place the rolling duffel bag in the desired location. Unzip the bag completely and roll out the mattress and frame assembly.



Step 1

Unzip, rollout and plug into wall



Image: The Serta air mattress being unzipped from its rolling duffel bag and rolled out, ready for inflation.

2. **Plug In:** Locate the power cord for the built-in AC pump and plug it into a standard electrical outlet.
3. **Inflate:** Turn the comfort adjust dial on the pump to your desired firmness level (Plush, Medium, or Firm). Then, turn the switch to 'Inflate'. The bed will automatically begin to self-inflate, and the steel frame will unfold simultaneously.



Step 2

Pump self-inflates bed as frame unfolds



Image: The Serta air mattress inflating, with the integrated frame extending to raise the bed to a standard height.

4. **Automatic Shut-off:** The primary pump will automatically shut off once the mattress reaches the selected firmness.



Step 3

Standard height bed fits standard height sheets



Image: The Serta air mattress fully inflated to a standard bed height, indicating it can accommodate standard queen-sized sheets.

Your browser does not support the video tag.

Video: A demonstration of the Serta NeverFlat air mattress inflating and deflating, highlighting its dual pump system and ease of use.

OPERATING INSTRUCTIONS

NeverFlat AC Pump

The Serta EZ Raised Air Mattress features a unique NeverFlat AC pump system with two pumps:

- **Primary Pump:** Used for initial inflation and deflation. It has a comfort adjust dial (Plush, Medium, Firm) and an inflate/deflate switch.
- **Secondary Pump (NeverFlat Technology):** This silent pump automatically monitors air pressure throughout the night and engages as needed to maintain your selected firmness level, preventing sagging.



Image: A detailed view of the built-in NeverFlat AC pump control panel, showing the comfort adjust dial and power indicator.

Adjusting Firmness

To adjust the firmness, simply turn the comfort adjust dial to your preferred setting (Plush, Medium, or Firm). The NeverFlat secondary pump will work to maintain this level.

MAINTENANCE

- **Cleaning:** Wipe the flocked top and vinyl sides with a damp cloth and mild soap. Ensure the mattress is completely dry before storing.
- **Repair Kit:** In case of a small puncture, use the included repair kit following its specific instructions.
- **Air Pressure:** The NeverFlat pump automatically maintains air pressure. No manual adjustments are typically needed during use.

STORAGE

1. **Deflate:** Turn the comfort adjust dial to 'OFF'. Then, turn the switch to 'Deflate'. The primary pump will begin to remove air from the mattress.
2. **Fold Frame:** As the mattress deflates, gently guide the steel frame to fold inward. Ensure all components are neatly aligned.
3. **Pack into Duffel Bag:** Once fully deflated and folded, carefully place the mattress and frame back into the rolling storage duffel bag. Zip it up securely.



Image: The Serta air mattress neatly folded and stored within its wheeled duffel bag, ready for transport or compact storage.

4. **Transport:** Use the integrated wheels and handle on the duffel bag for easy transportation.

TROUBLESHOOTING

- **Bed Not Inflating:**
 - Ensure the power cord is securely plugged into a working outlet.
 - Check that the inflate/deflate switch is set to 'Inflate'.
 - Verify that the comfort adjust dial is set to a firmness level (Plush, Medium, or Firm), not 'OFF'.
- **Bed Losing Air:**

- Confirm that the inflate/deflate switch is in the 'OFF' position after inflation.
- Check for any punctures or leaks. Use the included repair kit for small holes.
- Ensure the valve caps are securely closed.

- **Frame Not Unfolding/Folding Properly:**

- Ensure the mattress is fully deflating/inflating as this action assists the frame.
- Check for any obstructions preventing the frame from moving freely.



SPECIFICATIONS













Brand	Serta
Model Name	ST840019
Size	Queen
Product Dimensions (Inflated)	78"L x 60"W x 22"H (22 inches tall includes frame)
Material	Flocked Top
Weight Capacity	Up to 500 Pounds
Special Feature	Portable, Built-in NeverFlat AC Pump, Steel Frame
Included Components	Air Mattress, Self-deploying Steel Frame, Repair Kit, Rolling Storage Duffel

WARRANTY AND SUPPORT

This Serta EZ Raised Air Mattress comes with a **2-year warranty**. For warranty claims, product support, or any inquiries, please refer to the contact information provided with your purchase documentation or visit the official Serta website.

Related Documents - ST840019

	Serta Mattress Warranty Information, Coverage, Care, and Terms Comprehensive guide to Serta mattress and foundation warranty, including usage instructions, care tips, coverage details, exclusions, terms, and service information for Serta products.
	Serta Mattress Warranty Information and Guide Comprehensive guide to Serta mattress and foundation warranty coverage, usage instructions, care tips, exclusions, terms, and service information for consumers in Canada.

  	<p>Serta Motion Perfect Adjustable Bed Base: Quick Setup and Installation Guide</p> <p>A comprehensive guide for setting up and installing the Serta Motion Perfect adjustable bed base. Includes a detailed parts list, step-by-step assembly instructions, and remote control guide.</p>
  	<p>Serta MotionSIGNATURE Adjustable Foundation Owner's Manual and Guide</p> <p>Comprehensive owner's manual and assembly guide for the Serta MotionSIGNATURE Adjustable Foundation, covering safety precautions, parts list, frame assembly, Bluetooth module usage, remote control operation, programming, troubleshooting, and warranty information.</p>
  	<p>Serta Motion Essentials Owner's Manual - Safety, Installation, and Operation Guide</p> <p>The official owner's manual for the Serta Motion Essentials adjustable base. Find detailed instructions on safety, setup, parts, operation, and troubleshooting for your Serta adjustable bed.</p>
  	<p>Serta Motion Essentials Adjustable Bed Base: Quick Setup and Installation Guide</p> <p>A concise guide to quickly set up and install your Serta Motion Essentials adjustable bed base, including parts list, step-by-step instructions, and remote operation.</p>