

Eldom 72325NMP

Eldom 10L Pressure-Resistant Hot Water Tank/Boiler

MODEL: 72325NMP

Brand: Eldom

INTRODUCTION

Thank you for choosing the Eldom 72325NMP 10-liter electric hot water boiler. This manual provides essential information for the safe and efficient operation, installation, and maintenance of your new appliance. Please read it thoroughly before use and keep it for future reference.

SAFETY INSTRUCTIONS

Always adhere to the following safety guidelines to prevent injury or damage to the appliance:

- Ensure the appliance is properly grounded.
- Do not operate the boiler if the power cord or plug is damaged.
- Installation must be performed by a qualified professional in accordance with local regulations.
- Do not block the pressure relief valve.
- Keep children and pets away from the appliance during operation.
- Disconnect power before performing any maintenance or cleaning.
- This appliance is designed for domestic use only.

PRODUCT OVERVIEW

The Eldom 72325NMP is a compact and efficient hot water tank. Its design allows for versatile installation, either above a sink or within a suspended cabinet. The front panel features an intuitive control dial for temperature adjustment and an illuminated power switch.



Front view of the Eldom 10L hot water tank, showing its compact white casing, the Eldom logo, and the control panel at the bottom with a temperature dial and a red power switch. A power cord with a European plug is visible.

SETUP

The Eldom 72325NMP boiler is designed for pressure-resistant operation and comes with an installation package. Professional installation is recommended.

Installation Steps:

1. **Mounting:** Securely mount the boiler in the desired location (above sink or in cabinet) using appropriate fasteners. Ensure the mounting surface can support the weight of the boiler when full.
2. **Water Connection:** Connect the 1/2 inch cold water inlet and hot water outlet. The boiler includes an inlet with a combined safety valve; ensure this is correctly installed on the cold water supply line.
3. **Electrical Connection:** Connect the power cord to a suitable 230V electrical outlet. Ensure the outlet is properly grounded and rated for 2000W.
4. **Filling the Tank:** Before powering on, open a hot water tap to allow the tank to fill completely and air to escape. Close the tap once water flows steadily.

OPERATING INSTRUCTIONS

Operating your Eldom hot water boiler is straightforward:

1. **Power On:** Press the illuminated red power switch located on the front panel to turn on the boiler. The light will indicate that the unit is receiving power.
2. **Set Temperature:** Use the external mechanical thermostat dial to set your desired water temperature. The dial typically ranges from a minimum setting to a maximum, often with an 'ECO' mark for energy-efficient operation.
3. **Heating Cycle:** The boiler will begin heating the water to the set temperature. The heating time from 120C to 650C is approximately 19 minutes.
4. **Water Delivery:** Once the water reaches the set temperature, it is ready for use. Open any hot water tap to dispense heated water.
5. **Power Off:** To turn off the boiler, press the illuminated power switch again.

MAINTENANCE

Regular maintenance ensures the longevity and efficiency of your Eldom hot water boiler:

- **Cleaning:** Periodically wipe the exterior of the boiler with a soft, damp cloth. Do not use abrasive cleaners or solvents.
- **Anode Protection:** The boiler features an anode for corrosion protection. It is recommended to have this anode checked and replaced by a qualified technician every 1-2 years, depending on water quality.
- **Safety Valve Check:** Annually check the safety valve by briefly opening it to ensure it is not blocked and can release pressure. Follow manufacturer guidelines for this procedure.
- **Descaling:** In areas with hard water, limescale buildup can occur. Descaling should be performed by a qualified technician when necessary to maintain heating efficiency.

TROUBLESHOOTING

If you encounter issues with your boiler, refer to the following common problems and solutions:

- **No Hot Water:**
 - Check if the power switch is on and the indicator light is illuminated.

- Verify that the circuit breaker has not tripped.
- Ensure the thermostat is set to a desired temperature.

- **Water Not Hot Enough:**

- Increase the temperature setting on the thermostat.
- Allow sufficient time for the water to heat up.

- **Water Leaking:**

- Check all water connections for tightness.
- If leaking from the safety valve, this may indicate excessive pressure; consult a professional.

- **Unusual Noises:**

- Gurgling or popping sounds may indicate limescale buildup. Professional descaling may be required.

For issues not listed here or if troubleshooting steps do not resolve the problem, please contact qualified service personnel.

SPECIFICATIONS

Feature	Detail
Manufacturer	Eldom
Product Dimensions (L x W x H)	28.5 x 28.8 x 43 cm
Item Model Number	72325NMP
Color	White
Style	Indoor
Material	Alloy Steel
Power Source Type	Corded Electric
Voltage	230 Volts
Power	2000 Watts
Quantity of Items	1
Number of Pieces	1
Maximum Pressure	8 Bars
Included Components	Hot Water Tank
Battery(ies) Included	No
Battery(ies) Required	No
Weight	8 Kilograms (17.64 pounds)

Spare Parts Availability	Information unavailable
ASIN	B006LRJ1S8
Date First Available on Amazon.com.be	June 4, 2022
Discontinued by Manufacturer	No

WARRANTY AND SUPPORT




The Eldom 72325NMP hot water boiler comes with a comprehensive warranty:




- **Boiler Tank:** 3 years warranty.
- **Electrical Components:** 2 years warranty.

For technical support, warranty claims, or service inquiries, please contact your retailer or the Eldom customer service department. Keep your proof of purchase for warranty validation.

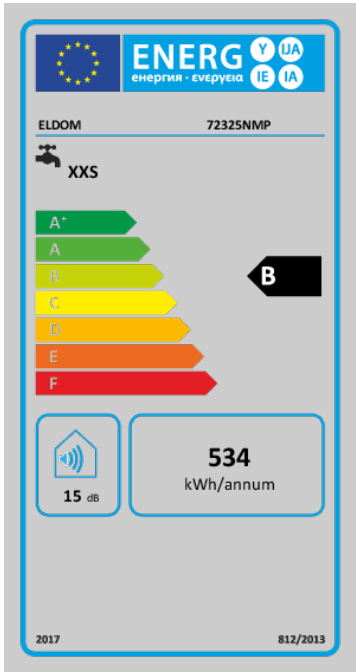
© 2024 Eldom. All rights reserved.

Related Documents - 72325NMP

	<p>ELDOM INVEST Buffer Tanks: Technical Manual and Installation Guide</p> <p>Comprehensive guide to ELDOM INVEST buffer tanks, covering technical specifications, installation procedures, and usage requirements for various models. Essential for safe and efficient operation.</p>
	<p>Eldom C505 Cordless Kettle with Temperature Control - User Manual</p> <p>Comprehensive user manual for the Eldom C505 cordless kettle, detailing operation, safety instructions, temperature control features, cleaning, and maintenance.</p>
	<p>Eldom CONVI HC210 Grzejnik Konwektorowy z Funkcją Turbo - Instrukcja Obsługi</p> <p>Instrukcja obsługi dla grzejnika konwektorowego Eldom CONVI HC210 z funkcją Turbo. Zawiera szczegółowe informacje dotyczące bezpiecznego użytkowania, montażu, obsługi i konserwacji urządzenia.</p>

	<p>Instrukcja obsługi Eldom Biggy PJ450 Perfect Juicer</p> <p>Instrukcja obsługi dla wyciskarki Eldom Biggy PJ450 Perfect Juicer, zawierająca wskazówki dotyczące obsługi, bezpieczeństwa i konserwacji.</p>
	<p>Eldom HT92 Hair Dryer: User Manual and Safety Guide</p> <p>Comprehensive user manual and safety instructions for the Eldom HT92 hairdryer, covering operation, maintenance, and warranty. Includes product overview, technical specifications, and safety warnings.</p>
	<p>Eldom Invest Indirectly Heated Water Heaters 80-200: Installation, Operation, and Maintenance Manual</p> <p>This manual provides comprehensive instructions for the installation, operation, and maintenance of Eldom Invest indirectly heated water heaters, model series 80-200. It covers safety guidelines, technical specifications, connection procedures, usage, and warranty information.</p>

Documents - Eldom – 72325NMP



[\[pdf\]](#)

W template cdr ivans XXS eldominvest ELDOM 72325NMP 15dB kWh annum 534 Title Author Created

Date 5 28 2019 9 01 04 AM c1 |||

ELDOM XXS **72325NMP** 534 15 dB kWh/annum ...

lang: **score:31** filesize: 41.8 K page_count: 1 document date: 2019-05-28

Product fiche and information Alternative energy appliances (Hot water storage tanks) Water heaters ELDOR												
Energy efficiency class Energy efficiency class Energy efficiency class Energy efficiency class Energy efficiency class Energy efficiency class Energy efficiency class Energy efficiency class Energy efficiency class Energy efficiency class Energy efficiency class Energy efficiency class Energy efficiency class												
EU Regulation												
Model												
During product installation, use, service, and maintenance it is compulsory to comply strictly with all instructions in the user guide for installation and usage, as well as the technical manual and, if applicable, the technical manual for the specific model. The user guide for installation and usage, as well as the technical manual and, if applicable, the technical manual for the specific model, are available on the ELDOR website.												

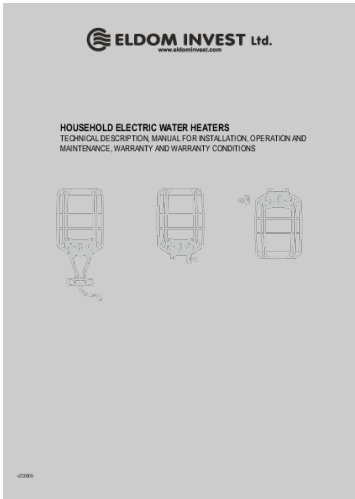
[pdf] Instructions Guide Warranty

Water heater 10 L 2kW above sink under pressure 72325NMP B XXS 34 52 534 75 2 533 9 5 During product installation use service and maintenance it is compulsory to comply meldominvest en boyler 2kw montazh nad mivka pod nalyagane p15 html productSheet |||

Product fiche and information Alternative energy appliances Hot water storage tanks Water heaters ... Is kWh EU Regulation 812/2013 814/2013 Model I II III IV V VI VII VIII IX X XI XII XIII XIV **72325NMP** B XXS - 34.52 - 534 75 - 2.533 - 9.5 34.52 - -

During product installation, use, serv...

lang:en score:24 filesize: 30.3 K page_count: 1 document date: 2025-09-14



[pdf] User Manual Instructions Dimension Guide Warranty

7 15 EN 2022 06 09 Denmark cdr ivans HOUSEHOLD ELECTRIC WATER HEATERS TECHNICAL DESCRIPTION MANUAL FOR v220609 household electric water heaters technical description manual for installation operation and maintenance warranty conditions Manual Eldom vandvarmer 10 L vvs eksperter dk amfile file 861 product 2734 |||

HOUSEHOLD ELECTRIC WATER HEATERS TECHNICAL DESCRIPTION, MANUAL FOR INSTALLATION, OPERATION AND MAINT ... ove sink 1 Under pressure closed For installation under sink 2 Under pressure closed 72324NMP **72325NMP** 72326NMP 72324PMP 72325PMP 72326PMP 7 V kW 1.5 MPa MPa A mm 285 B mm 288 H mm...

lang:en score:22 filesize: 414.18 K page_count: 8 document date: 2022-06-09



[pdf] Catalog

FINAL Eldom Catalog ElectricWaterHeaters cdr Design2 1678358715265 3073079310 exhibitorsearch messefrankfurt images original mics 10000006202301 0012140110 |||

ELECTRIC WATER HEATERS 2 ABOUT US Our business card Company: Year of establishment: Employees: ... ee flow Under pressure closed Under pressure closed ... 72324NMB 72325NMB 72326NMB 72324NMP **72325NMP** 72326NMP 72324PMP 72325PMP 72326PMP ... 7 10 15 7 10 15 7 10 15 - B B B B B...

lang:en score:20 filesize: 48.24 M page_count: 40 document date: 2023-03-08



[pdf] Catalog

Profi new 02 17 2019 PRINT cdr marketing1 Untitled 32 ELDOR Product Catalogue eldominvest |||

ABOUT US Our business card Company: ELDORINVEST LTD. Year of establishment: 1987 Employees: ... For installation under sink Vented Under pressure Under pressure ... 72324NMB 72325NMB 72324NMP **72325NMP** 72326NMP 72324PMP 72325PMP 72326PMP L 7 10 7 10 15 7 10 15 B B B B B B B...

lang:en score:18 filesize: 37.23 M page_count: 106 document date: 2020-04-10

