

Haier HRF-628DS7

Haier HRF-628DS7 Side-by-Side Refrigerator User Manual

Model: HRF-628DS7

[Setup](#) [Operating Instructions](#) [Maintenance](#) [Troubleshooting](#) [Specifications](#)

INTRODUCTION

This manual provides essential information for the safe and efficient use of your Haier HRF-628DS7 Side-by-Side Refrigerator. Please read these instructions carefully before installation and operation, and retain them for future reference.



Figure 1: Front view of the Haier HRF-628DS7 Side-by-Side Refrigerator, showcasing its titanium silver finish, dual doors, and integrated digital display on the left door.

SAFETY INFORMATION

Always follow basic safety precautions when using electrical appliances to reduce the risk of fire, electric shock, and injury. Keep ventilation openings clear. Do not use mechanical devices or other means to accelerate the defrosting process. Do not damage the refrigerant circuit. Do not use electrical appliances inside the food storage compartments unless they are of the type recommended by the manufacturer.

SETUP AND INSTALLATION

Unpacking

1. Remove all packaging materials, including foam and adhesive tape.
2. Inspect the appliance for any damage. Report any damage to your retailer immediately.
3. Keep packaging materials out of reach of children.

Location

- Place the refrigerator on a firm, level surface.
- Ensure adequate ventilation around the appliance. Maintain a minimum clearance of 10 cm at the back and sides.
- Avoid direct sunlight and heat sources (e.g., radiators, ovens).
- Do not install in areas where the temperature may drop below 10°C.

Electrical Connection

- Ensure the voltage and frequency match the ratings on the appliance's rating plate.
- Connect the appliance to a properly grounded electrical outlet.
- Do not use extension cords or multiple socket adapters.

Initial Operation

- After positioning, allow the appliance to stand for at least 2-4 hours before plugging it in. This allows the refrigerant to settle.
- Clean the interior with a damp cloth before first use.
- Set the desired temperatures and allow the appliance to cool for several hours before storing food.

OPERATING INSTRUCTIONS

Control Panel and Display

The Haier HRF-628DS7 features an intuitive door display for easy temperature adjustments and mode selections. The display shows the current temperatures for both the refrigerator and freezer compartments.

Temperature Settings

- **Refrigerator Compartment:** Recommended temperature is between 2°C and 8°C. Adjust using the dedicated controls on the display.
- **Freezer Compartment:** Recommended temperature is -18°C. Adjust using the dedicated controls on the display.

Special Functions

- **NoFrost Technology:** This system prevents ice build-up in the freezer, eliminating the need for manual defrosting.
- **Holiday Mode:** Activates an energy-saving mode when you are away for an extended period. The freezer maintains its temperature, while the refrigerator operates at a higher, energy-efficient temperature to prevent odors.
- **Humidity-Controlled Vegetable Drawers:** Designed to maintain optimal humidity levels, keeping fruits and vegetables fresh for longer.

- **LED Lighting:** Provides bright, energy-efficient illumination of the interior.
- **Twist Ice Maker:** For convenient ice production without a direct water connection.

MAINTENANCE AND CLEANING

General Cleaning

- Always unplug the appliance before cleaning.
- Clean the interior and exterior surfaces regularly with a soft cloth and a mild detergent solution.
- Do not use abrasive cleaners, solvents, or sharp objects.
- Wipe door seals clean to ensure a tight seal.

Condenser Coil Cleaning

Periodically clean the condenser coils at the back of the appliance (if accessible) with a soft brush or vacuum cleaner to ensure efficient operation and energy saving.

Defrosting

Thanks to the NoFrost technology, manual defrosting of the freezer compartment is generally not required. If ice accumulation occurs due to frequent door opening or high humidity, it will be automatically managed by the system.

TROUBLESHOOTING GUIDE

Problem	Possible Cause	Solution
Appliance does not operate.	No power supply. Power cord not plugged in. Circuit breaker tripped.	Check power outlet. Ensure power cord is securely plugged in. Reset circuit breaker.
Temperature is not cold enough.	Door not closed properly. Excessive door opening. Warm food placed inside. Temperature setting too high. Poor ventilation.	Ensure door is fully closed. Reduce frequency of door openings. Allow hot food to cool before storing. Adjust temperature setting lower. Ensure adequate clearance around the appliance.
Unusual noises.	Appliance not level. Objects vibrating against the appliance. Normal operating sounds (e.g., refrigerant flow, compressor).	Adjust leveling feet. Remove any objects touching the appliance. These sounds are normal.
Water on the floor.	Drain hole blocked. Water drip tray overflowing.	Clear the drain hole. Check and empty the drip tray if applicable.

If the problem persists after checking these points, please contact customer service.

TECHNICAL SPECIFICATIONS

Feature	Detail
---------	--------

Feature	Detail
Model Number	HRF-628DS7
Brand	Haier
Type	Side-by-Side Refrigerator
Dimensions (W x D x H)	91 cm x 69 cm x 179 cm
Weight	115 kg
Energy Efficiency Class	A++
Annual Energy Consumption	365 kWh/year
Total Usable Capacity	570 Liters
Refrigerator Capacity	380 Liters
Freezer Capacity	190 Liters
Noise Level	42 dB
Defrost System	NoFrost
Special Features	Extra quiet, NoFrost technology, Holiday mode, Inverter Compressor, Humidity-controlled vegetable drawers, LED lighting, Door display
Color	Silver

WARRANTY INFORMATION







For detailed warranty terms and conditions, please refer to the warranty card included with your appliance or visit the official Haier website. Keep your proof of purchase for warranty claims.

CUSTOMER SUPPORT

If you require assistance, spare parts, or service, please contact Haier customer support. You can find contact details on the official Haier website or in the documentation provided with your appliance.

- **Online Support:** Visit the official [Haier website](#).
- **Model Number:** HRF-628DS7 (Please have this ready when contacting support).
- **Serial Number:** Located on the rating plate inside the refrigerator compartment.

Related Documents - HRF-628DS7

	<p>Haier 2 Door Frost Free Refrigerator Instruction Manual - Models HRF-224F to HRF-335F</p> <p>Comprehensive instruction manual for Haier 2 Door Frost Free Refrigerators, covering models HRF-224F, HRF-239F, HRF-261F, HRF-297F, HRF-321F, and HRF-335F. Includes installation, operation, cleaning, safety precautions, and troubleshooting.</p>
	<p>Haier HRF575XS 574L 500 Series S+ Three-Door Side-by-Side Refrigerator Freezer</p> <p>Detailed overview of the Haier HRF575XS refrigerator freezer, highlighting its 574L capacity, 500 Series S+ features, SwitchZone™ and Humidity Zone™ technologies for optimal food preservation, energy efficiency, and flexible storage.</p>
	<p>Haier 574L 500 Series S+ Three-Door Refrigerator Freezer HRF575XHC</p> <p>Explore the Haier 574L 500 Series S+ Three-Door Side-by-Side Refrigerator Freezer (HRF575XHC). Features include Humidity Zone™, Multi-Zone Air cooling, SwitchZone™, and a water dispenser. View specifications, dimensions, and warranty information.</p>
	<p>Haier 574L 500 Series S+ Three-Door Side-by-Side Refrigerator Freezer - Quick Reference Guide</p> <p>Concise quick reference guide for the Haier 574L 500 Series S+ Three-Door Side-by-Side Refrigerator Freezer (HRF575XC), detailing its features, dimensions, specifications, and warranty.</p>
	<p>Haier HRF575XS 574L 500 Series S+ Three-Door Side-by-Side Refrigerator Freezer Quick Reference Guide</p> <p>This quick reference guide provides essential information for the Haier HRF575XS 574L 500 Series S+ Three-Door Side-by-Side Refrigerator Freezer. It covers key features like SwitchZone™ and Humidity Zone™, specifications, dimensions, energy efficiency, and warranty details.</p>
	<p>Haier 574L 500 Series S+ Three-Door Side-by-Side Refrigerator Freezer HRF575XC Quick Reference Guide</p> <p>Concise quick reference guide for the Haier 574L 500 Series S+ Three-Door Side-by-Side Refrigerator Freezer (HRF575XC). Features include Humidity Zone™, Multi-Zone Air cooling, SwitchZone™ flexibility, energy efficiency, and detailed specifications.</p>