

Miller 300L-Z7/50FTBL

Miller by Honeywell 300L-Z7/50FTBL Polyester Lanyard Instruction Manual

Model: 300L-Z7/50FTBL

1. INTRODUCTION

This manual provides essential instructions for the proper use, inspection, and maintenance of the Miller by Honeywell 300L-Z7/50FTBL Polyester Lanyard. Adherence to these instructions is critical for user safety and product longevity. This lanyard is designed for fall protection applications, reducing fall clearance requirements.

2. SAFETY INFORMATION

WARNING: Failure to follow all instructions and warnings can result in serious injury or death.

- Always inspect the lanyard before each use.
- Ensure all components are free from damage, wear, or corrosion.
- This lanyard is part of a personal fall arrest system. It must be used with compatible components, including a full-body harness and an anchorage point.
- The anchorage point must be capable of supporting 5,000 lbs (22.2 kN) per worker or meet OSHA 1926.502 requirements.
- Do not use if any part of the lanyard shows signs of damage or excessive wear.
- Never modify the lanyard.
- Consult a qualified person for any questions regarding proper use or system compatibility.
- This product is for temporary installation.

3. COMPONENTS

The Miller by Honeywell 300L-Z7/50FTBL Lanyard consists of a durable polyester rope and a stainless steel snap hook.



Image 1: The Miller by Honeywell 300L-Z7/50FTBL Polyester Lanyard, coiled, showing the blue polyester rope with red flecks and the attached stainless steel snap hook. A product label is visible near the base of the rope.

- **Polyester Rope:** 50 feet in length, designed for strength and durability in fall protection applications.
- **Snap Hook:** Stainless steel construction for secure attachment to a harness or anchorage point.

4. SETUP AND INSTALLATION

1. **Pre-Use Inspection:** Before each use, thoroughly inspect the entire lanyard. Check the polyester rope for cuts, abrasions, fraying, discoloration, or chemical damage. Examine the snap hook for deformation, cracks, corrosion, or proper gate operation. Ensure the gate closes and locks automatically.
2. **Attachment to Harness:** Attach one end of the lanyard (typically the loop end, as indicated by the product label) to the dorsal D-ring of your full-body harness. Ensure the connection is secure and compatible with the harness attachment point.
3. **Attachment to Anchorage:** Connect the snap hook end of the lanyard to a suitable anchorage point. The anchorage point must be approved for fall arrest and capable of supporting the required load (5,000 lbs or 22.2 kN per worker). Ensure the snap hook gate is fully closed and locked.
4. **Clearance Requirements:** Verify that sufficient fall clearance exists below the work area to prevent contact with a lower level or obstruction in the event of a fall. Consider lanyard length, deceleration distance, and user height.

5. OPERATING INSTRUCTIONS

Once properly set up, the lanyard functions as a critical link in your personal fall arrest system. It is designed to limit the distance of a fall and absorb energy.

- Always maintain a secure connection to both your harness and the anchorage point while working at height.
- Avoid situations where the lanyard could be cut, abraded, or come into contact with sharp edges or extreme temperatures.
- Do not allow the lanyard to become entangled with other equipment or structures.
- In the event of a fall, the lanyard will deploy to absorb the impact. After a fall, the lanyard must be immediately removed from service and destroyed. It is not reusable after a fall event.

6. MAINTENANCE

Proper maintenance ensures the reliability and safety of your lanyard.

- **Cleaning:** Clean the lanyard with mild soap and water. Rinse thoroughly and allow to air dry completely in a shaded area, away from direct sunlight or heat.
- **Storage:** Store the lanyard in a cool, dry, clean environment, away from direct sunlight, corrosive chemicals, extreme temperatures, and sharp objects.
- **Periodic Inspection:** In addition to pre-use inspections, a competent person should perform a detailed inspection of the lanyard at least every six months, or more frequently depending on usage and environmental conditions. Maintain inspection records.

7. TROUBLESHOOTING

Most issues with fall protection equipment relate to improper inspection or use.

- **Issue:** Lanyard shows signs of wear, cuts, or damage.
Solution: Immediately remove from service and destroy. Do not attempt to repair.
- **Issue:** Snap hook gate does not close or lock properly.
Solution: Remove from service. The snap hook is compromised and unsafe.
- **Issue:** Uncertainty about proper attachment or system compatibility.
Solution: Stop work immediately and consult a qualified person or the manufacturer's technical support.

8. SPECIFICATIONS

Attribute	Detail
Model Number	300L-Z7/50FTBL
Brand	Miller (by Honeywell)
Material	Polyester
Length	50 feet
Fastener Type	Snap Hook
Fastener Material	Stainless Steel

Item Weight	1.6 ounces
Included Components	Fall Protection Lanyard
Installation Type	Temporary
UPC	612230153120

9. WARRANTY AND SUPPORT



For specific warranty information and customer support, please refer to the official Miller by Honeywell website or contact their customer service directly. Keep your purchase receipt for warranty claims.

Manufacturer: Honeywell
Part Number: 300L-Z7/50FTBL
Date First Available: November 17, 2011



© 2023 Miller by Honeywell. All rights reserved.

Related Documents - 300L-Z7/50FTBL

	<p>Miller Beam Trolley & Painter's Trolley User Manual Fall Protection Safety Guide</p> <p>Comprehensive user manual for Miller 9065 Beam Trolley and 9059-1 Painter's Trolley by Honeywell. Includes installation, operation, inspection, and maintenance instructions for fall protection equipment.</p>
	<p>Miller Cab Mount Bracket User Instruction Manual for Fall Protection</p> <p>Comprehensive user manual for the Miller Cab Mount Bracket (CMB), detailing installation, inspection, maintenance, and safety guidelines for use with Miller fall arrest systems like MiniLite, Scorpion, and Black Rhino.</p>

Discover the Miller GlideLoc Vertical Rail System, a leading solution for vertical safety at height. This brochure details the VR600 fall arresters, system kits, and components, designed for industrial applications like wind turbines, telecommunications, and more. Learn about materials, specifications, and compatible harnesses for comprehensive fall protection.


Comprehensive user manual for the Miller Grip Model 496 portable/reusable concrete anchorage connector. Includes installation, use, safety warnings, inspection, and disposal instructions for fall protection applications by Miller (Honeywell).

User instruction manual for the Miller DuraHoist Portable Confined Space System, covering assembly, operation, maintenance, and accessories for one-piece and two-piece adjustable masts.

Detailed user instructions and installation guide for Miller Vi-Go Vertical Cable Lifeline Systems, providing superior fall protection for fixed ladder applications. Includes system requirements, component descriptions, installation procedures, operation, and maintenance.

Documents - Miller – 300L-Z7/50FTBL

lang:en score:29 filesize: 294.42 K page count: 1 document date: 2009-08-03



[pdf]

Miller® Rope Grabs Vertical Lifelines TENAQUIP Stainless Steel Trailing Grab For Use With 5 8 16 mm
Note Locking snap hook 3 4 19 gate opening 1242 1619021400 srsltid AfmBOorJ5cswadB5
kmt2uHJ1J3Wf MURGytfI8w4O36jL8bJMWy8zj N tenaquip s bgt21 eng |||

FALL PROTECTION Miller Rope Grabs Vertical Lifelines Miller rope grabs move easily up and down ver ... ook 3/4 19 mm gate opening. VERTICAL LIFELINES Model No. SC998 SC999 Mfg. No. 300L-Z7/25FTBL **300L-Z7/50FTBL** Description 5/8 dia. Copolymer Rope w/Snap Hook, 25 5/8 dia. Copolymer Rope w/Sna...
lang:en **score:29** filesize: 406.62 K page_count: 1 document date: 2021-04-20



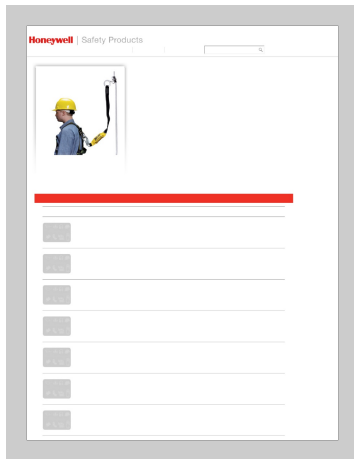
[pdf] Datasheet

300L Rope Lifeline Data Sheet E810172 Miller Grabs and Lifelines Honeywell HIS MF 300l ropelifeline prod edam honeywell content dam sps his ru products fall protection documents |||
300L Rope Lifeline Series Description Miller 300L vertical rope lifelines are a specialized rope of ... NSI Z359.1-2007 compliant for connectors which meet the 3,600 lb gate requirements. 300L-Z7/25FTBL **300L-Z7/50FTBL** 300L-Z7/100FTBL ANSI compliant; 5/8 3-strand twisted co-polymer rope w/snap hook an...
lang:en **score:28** filesize: 62.85 K page_count: 1 document date: 2021-07-15




[pdf] Datasheet

300L Rope Lifeline Data Sheet E810172 HIS MF 300l ropelifeline prod edam honeywell content dam sps his en us products fall protection documents |||
300L Rope Lifeline Series Description Miller 300L vertical rope lifelines are a specialized rope of ... NSI Z359.1-2007 compliant for connectors which meet the 3,600 lb gate requirements. 300L-Z7/25FTBL **300L-Z7/50FTBL** 300L-Z7/100FTBL ANSI compliant; 5/8 3-strand twisted co-polymer rope w/snap hook an...
lang:en **score:25** filesize: 62.71 K page_count: 1 document date: 2020-12-04



[\[pdf\]](#) Datasheet

Miller Rope Grabs And Vertical Lifelines Datasheet and Honeywell sps ppe miller rope grabs vertical lifelines datasheet false prod edam honeywell content dam his en ca localized fall protection documents ||| Canada English Partners Where To Buy Product Family Miller Rope Grabs and Vertical Lifelines Rope ... 07 Compliant Rope Lifeline 25-ft. length, 5/8-in. dia. polypropylene blend, 1 snap hook and 1 loop **300L-Z7/50FTBL** ANSI Z359-2007 Compliant Rope Lifeline 50-ft. length, 5/8-in. dia. polypropylene ble... lang:en **score:23** filesize: 129.08 K page_count: 14 document date: 0000-00-00



[\[pdf\]](#) Datasheet

untitled 18028 Data Sheet 431KB Feb 11 2019 Spec Sheets spec sheets interlinksupply ||| MILLER PRODUCT SELECTION ANSI Z359 COMPLIANT BackBiter Tie-Back Lanyards 913B/6FTGN 6-ft. green ... felines 300L-Z7/25FTBL 5/8-in. diameter polypropylene blend rope w/locking snap hook loop; 25-ft. **300L-Z7/50FTBL** 5/8-in. diameter polypropylene blend rope w/locking snap hook loop; 50-ft. 300L-Z7/... lang:nl **score:22** filesize: 430.74 K page_count: 4 document date: 2012-06-11



[\[pdf\]](#) User Manual Catalog

honeywell miller fall protection catalog 2020 stg 10 28 — All Honeywell Miller brand products meet applicable OSHA Manual stainless steel rope grab with 0 6 m 2 ft webbing lanyard w shock saftgard docs default source co branded vendor materials sfvrnsn ||| LIMITLESS POSSIBILITIES ASK THE EXPERT Honeywell Miller gives workers-at-height worldwide the freed ... m and 30 m 25 ft, 50 ft, 75 ft, and 100 ft . Additional lengths are available. SKU 300L-Z7/25FTBL **300L-Z7/50FTBL** 300L-Z7/75FTBL 300L-Z7/100FTBL 194R-2/100FT 195R-5/100FTWH 195R-2/100FTWH 195R-5/100F... lang:en **score:20** filesize: 14.47 M page_count: 141 document date: 2020-10-28



[\[pdf\]](#) Instructions Catalog

Fall Protection 2013 CATALOG MP50G Z7 50FT 50 ft galvanized wire rope with tagline and 15 m carabiner locking snap hook MP65G 65FT 65 tagline Miller by Honeywell 17D 2 Catalog externalassets unilogcorp ASSETS DOCUMENTS ITEMS EN |||

Fall Protection 2013 CATALOG what s inside 166 Body Wear 169 Connecting Devices 187 Anchorage ... nual rope grab w/anti-panic feature for use with 5/8-in. 16 mm or 3/4-in. 19 mm synthetic rope **300L-Z7/50FTBL** 8175/C Trailing Rope Grab Stainless steel trailing rope grab w/anti-panic feature ... lang:en **score:19** filesize: 8.01 M page_count: 40 document date: 2013-08-21




[\[pdf\]](#) Instructions Catalog

Untitled HONEYWELL PPE U S TOP SELLERS CATALOG Mar 28 2023 — It does not provide important product warnings and instructions DPAS 1 Uncorded Polybag 27 A L 30R Red Polycord HIS Top Sellers CTG ENc Rev01 lowres interactive us evocdn io dealer 1255 content media ||| HONEYWELL PPE U.S. TOP SELLERS CATALOG Helping Protect Workers When And Where They Need It Most IN ... nclude 3,600-lb gate-strength connectors 8174/U 300L/50FTBL Rope Grabs and Lifelines SKU 8174/U **300L-Z7/50FTBL** DESCRIPTION Manual rope grab stainless steel, manual rope grab for use with 5/8-in ... lang:en **score:17** filesize: 5.83 M page_count: 124 document date: 2022-08-16



[\[pdf\]](#) Declaration of Conformity Catalog

Miller by Honeywell MFLC 12 Z7 6FT Catalog assets unilogcorp 2 ITEM DOC ||| Miller Fall Protection Catalog 2.0 Limitless Possibilities. Ask the Expert. LIMITLESS possibilitie ... t. 15 m , 75 ft. 23 m , and 100 ft. 30 m ; additional lengths are available. SKU 300L-Z7/25FTBL **300L-Z7/50FTBL** 300L-Z7/75FTBL 300L-Z7/100FTBL 194R-2/100FT 195R-5/100FTWH 195R-2/100FTWH 195R-5/100F... lang:en **score:14** filesize: 6.15 M page_count: 103 document date: 2017-05-08



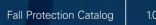
[\[pdf\]](#) Catalog

untitled Miller T5111SS 6FTA Catalog spec sheets interlinksupply Safety at Height Solutions MILLER T.I.P.STM. TOTAL FALL PROTECTION SOLUTIONS Protecting workers a ... 25FTBL 5/8-in. 16 mm diameter polypropylene blend rope w/locking snap hook loop; 25-ft. 7.6 m **300L-Z7/50FTBL** 5/8-in. 16 mm diameter polypropylene blend rope w/locking snap hook loop; 50-ft. ... lang:en **score:12** filesize: 26.54 M page_count: 114 document date: 2013-05-29



Canadian Fall Protection Catalogue 1 0Miller by Honeywell 9058 15FTBK Catalogexternalassets
unilogcorp ASSETS DOCUMENTS ITEMS EN Miller Catalog |||

lang:en score:12 filesize: 7.07 M page_count: 112 document date: 2016-05-13



lang:en score:11 filesize: 7.78 M page_count: 98 document date: 2015-09-10



lang:en score:11 filesize: 611.49 K page count: 57 document date: 2013-03-13



lang:en score:10 filesize: 76.25 M page count: 141 document date: 2020-06-09