

Inventum PW730BG

Inventum PW730BG Electronic Personal Scale User Manual

Model: PW730BG

1. INTRODUCTION

Thank you for choosing the Inventum PW730BG Electronic Personal Scale. This manual provides essential information for the safe and effective use of your new scale. Please read these instructions carefully before use and retain them for future reference.

2. SAFETY INFORMATION

- Always place the scale on a hard, flat, and stable surface. Uneven surfaces can affect accuracy.
- The scale surface is glass. Step on and off carefully to avoid slipping. Do not jump on the scale.
- Do not use the scale in wet or slippery conditions, such as immediately after a shower.
- Do not immerse the scale in water or use abrasive cleaning agents.
- Keep the scale away from extreme temperatures and direct sunlight.
- This scale is intended for personal use only and not for commercial or medical purposes.
- If the scale malfunctions, do not attempt to repair it yourself. Contact customer support.

3. PACKAGE CONTENTS

Upon opening the package, please ensure all items are present and in good condition:

- Inventum PW730BG Electronic Personal Scale
- User Manual (this document)
- *(Batteries may or may not be included, check packaging)*

4. SETUP

4.1 Battery Installation

1. Locate the battery compartment on the underside of the scale.
2. Open the battery compartment cover.

3. Insert the required batteries (e.g., 2x AAA or 1x CR2032, refer to the compartment label for exact type) ensuring correct polarity (+ and -).
4. Close the battery compartment cover securely.

4.2 Initial Calibration

Before first use or after moving the scale, it is recommended to perform an initial calibration:

1. Place the scale on a hard, flat surface.
2. Gently step onto the scale, then immediately step off. The display will show "0.0" or a similar reading, then turn off. This calibrates the scale.
3. The scale is now ready for use.

5. OPERATING INSTRUCTIONS

5.1 Taking a Weight Measurement

1. Ensure the scale is on a hard, flat surface.
2. Step onto the scale barefoot and stand still.
3. The LCD display will show your weight. Wait for the reading to stabilize.
4. The scale will automatically turn off after a few seconds to conserve battery power.

5.2 Switching Weight Units (kg/lb)

Most scales allow switching between metric (kilograms) and imperial (pounds) units. Look for a button on the underside of the scale, often labeled "UNIT" or "kg/lb". Press this button to toggle between units when the scale is off or displaying "0.0".

5.3 Weight Memory and Multiple Users

The Inventum PW730BG features weight memory and supports multiple users. Specific instructions for setting up user profiles and recalling previous measurements are typically found in the detailed manual provided with the product. Generally, this involves using "SET" and arrow buttons (if present, as indicated in the image) to navigate and save user data.

6. FEATURES

The Inventum PW730BG Electronic Personal Scale offers the following key features:

- **Automatic Shut-off:** Conserves battery life by turning off automatically after use.
- **Weight Memory:** Stores previous weight readings for tracking progress.
- **Non-slip Feet:** Ensures stability and safety during use.
- **Multiple Users:** Supports individual profiles for several users.
- **LCD Display:** Clear and easy-to-read digital weight display.
- **High Weight Limit:** Measures up to 180 Kilograms.
- **Durable Material:** Constructed with a glass surface.

7. MAINTENANCE AND CARE

- Clean the scale surface with a soft, damp cloth. Do not use chemical cleaning agents.
- Avoid getting water inside the scale.

- Store the scale in a dry place at room temperature.
- If the scale will not be used for an extended period, remove the batteries to prevent leakage.

8. TROUBLESHOOTING

Problem	Possible Cause	Solution
"Lo" or "Err" on display	Low battery power.	Replace the batteries.
"O-Ld" or "Err" on display	Scale overloaded (weight exceeds 180 kg).	Reduce the weight on the scale.
Inaccurate readings	Scale not on a hard, flat surface; initial calibration not performed; scale moved.	Ensure scale is on a stable, flat surface. Perform initial calibration (step on/off).
Display not turning on	Batteries incorrectly installed or depleted.	Check battery polarity or replace batteries.

9. SPECIFICATIONS

Brand	Inventum
Model Number	PW730BG
Material	Glass
Color	Silver (as per product description, though image shows black)
Display Type	LCD
Weight Limit	180 Kilograms
Item Weight	100 Grams
Special Features	Automatic shut-off, Weight memory, Non-slip feet, Multiple users

10. PRODUCT IMAGE









Image Description: A square-shaped Inventum PW730BG electronic personal scale with a black glass surface and silver trim. The digital LCD display shows "150.0". Below the display are "SET" and arrow buttons. The scale features four silver-colored circular sensors on its surface.

11. OFFICIAL PRODUCT VIDEOS

No official product videos from the seller are available for embedding at this time.

12. WARRANTY AND SUPPORT

For warranty information, please refer to the documentation included with your product or visit the official Inventum website. For technical support or service inquiries, please contact Inventum customer service through their official channels.

<div><div><div>INVENTUM</div><div>Model: T weegschaal</div><div>PW708ZW</div></div><div></div><div><ul style="list-style-type: none">• gebruiksaanwijzing• instruction manual• Gebrauchsanleitung• mode d'emploi<div><div>PDF</div><div>PDF</div><div>PDF</div></div></div></div>	<p>Inventum PW708ZW Digitale Personenweegschaal Gebruiksaanwijzing</p> <p>Ontdek de Inventum PW708ZW digitale personenweegschaal. Meet gewicht, lichaamsvet, vocht, spiermassa, botmassa en calorieën voor een compleet beeld van uw gezondheid. Inclusief gedetailleerde instructies en garantie.</p>
<div><div><div>INVENTUM</div><div>Model: T weegschaal</div><div>PW510B</div></div><div></div><div><ul style="list-style-type: none">• gebruiksaanwijzing• instruction manual• Gebrauchsanleitung• mode d'emploi<div><div>PDF</div><div>PDF</div><div>PDF</div></div></div></div>	<p>Inventum PW510B Bathroom Scale - User Manual and Instructions</p> <p>User manual and instructions for the Inventum PW510B digital bathroom scale. Learn about safety, product features, operation, cleaning, and warranty.</p>
<div><div><div>INVENTUM</div><div>Model: T weegschaal</div><div>WS305B</div></div><div></div><div><ul style="list-style-type: none">• gebruiksaanwijzing• instruction manual• Gebrauchsanleitung• mode d'emploi<div><div>PDF</div><div>PDF</div><div>PDF</div></div></div></div>	<p>Inventum WS305B Kitchen Scale - User Manual</p> <p>Comprehensive user manual for the Inventum WS305B kitchen scale, detailing safety instructions, appliance description, setup, weighing, tare function, battery replacement, cleaning, maintenance, and warranty information.</p>
<div><div><div>INVENTUM</div><div>Model: T weegschaal</div><div>WS305</div></div><div></div><div><ul style="list-style-type: none">• gebruiksaanwijzing• instruction manual• Gebrauchsanleitung• mode d'emploi<div><div>PDF</div><div>PDF</div><div>PDF</div></div></div></div>	<p>Inventum WS305 Kitchen Scale - User Manual</p> <p>Comprehensive user manual for the Inventum WS305 kitchen scale, covering safety instructions, appliance description, first use, weighing, tare function, battery replacement, cleaning, maintenance, and warranty information. Includes multilingual content.</p>
<div><div><div>INVENTUM</div><div>Model: T weegschaal</div><div>WS308</div></div><div></div><div><ul style="list-style-type: none">• gebruiksaanwijzing• instruction manual• Gebrauchsanleitung• mode d'emploi<div><div>PDF</div><div>PDF</div><div>PDF</div></div></div></div>	<p>Inventum WS308 Digital Kitchen Scale - User Manual, Features, and Specifications</p> <p>Comprehensive user manual for the Inventum WS308 digital kitchen scale. Learn about its features, how to use the weighing and tare functions, battery replacement, cleaning, and warranty information.</p>
<div><div><div>INVENTUM</div><div>Handleiding</div><div>MN237CS</div><div>Combi magnetron</div></div><div></div><div><ul style="list-style-type: none">• Handleiding• User manual• Bedienungsanleitung• Manuel d'utilisation<div><div>PDF</div><div>PDF</div><div>PDF</div></div></div></div>	<p>Inventum MN237CS Combi Magnetron Handleiding</p> <p>Download de officiële handleiding voor de Inventum MN237CS combi magnetron. Vind instructies, veiligheidsvoorschriften en onderhoudstips voor uw apparaat.</p>