

Sony NW-S766

Sony Walkman S Series NW-S766/V 32GB Digital Music Player Instruction Manual

Model: NW-S766/V | Brand: Sony

1. INTRODUCTION

This manual provides essential instructions for the safe and effective use of your Sony Walkman S Series NW-S766/V digital music player. Please read this manual thoroughly before using the device and retain it for future reference.

The Sony Walkman NW-S766/V is a portable digital music player equipped with 32GB of internal memory. Key features include Digital Noise Cancelling, Bluetooth connectivity for wireless audio, a 2.0-inch QVGA high-definition color LCD, FM tuner, and support for podcasts and lyrics synchronization.

2. SETUP

2.1. Charging the Battery

Before initial use, fully charge the Walkman. Connect the Walkman to a computer using the supplied USB cable. A full charge typically takes approximately 3 hours. The device features a 'Caring Charge Mode' to help prolong battery life, which can be configured in the settings.

2.2. Connecting to a Computer and Transferring Files

To transfer music, videos, and photos to your Walkman, connect it to your computer via the USB cable. You can use Sony's dedicated 'x-APPLICATION' software for comprehensive content management, or simply drag and drop files directly into the 'MUSIC' folder (or other relevant folders) on the Walkman when it appears as a removable drive on your computer. The device supports up to 8 folder levels for organization. Album art, song titles, album names, and artist names will be displayed.

- **Note:** Drag & drop transfer does not support copyrighted music files.
- **Note:** Not all functions are supported via drag & drop.
- **Note:** iTunes is a registered trademark of Apple Inc. in the U.S. and other countries.

2.3. Bluetooth Pairing

The Walkman supports Bluetooth for wireless audio playback and file transfer. To pair with a Bluetooth device (e.g., headphones, speakers, smartphone):

1. Put your Bluetooth-compatible device into pairing mode.
2. On your Walkman, search for available Bluetooth devices.
3. Select the desired device from the list to complete the connection.

You can also transfer files wirelessly between compatible Walkman devices, or between your Walkman and a mobile phone/smartphone. Photos taken with a mobile phone can be transferred to the Walkman for viewing or setting as wallpaper.

- **Note:** Wireless connection requires Bluetooth-compatible devices.
- **Note:** Only files with supported codecs can be transferred and played on the Walkman.
- **Note:** Copyright-protected files cannot be transferred.
- **Note:** The maximum file size for a single transfer is 4GB.

3. OPERATING INSTRUCTIONS

3.1. Digital Noise Cancelling

The Walkman features a Digital Noise Cancelling function, which can reduce ambient noise by approximately 98.0% when using the supplied headphones. This is ideal for noisy environments like trains or planes.

3.2. Music Playback and Features

Enjoy your music with various integrated features:

- **Lyrics Sync** (): Displays lyrics that scroll automatically in sync with the music. This feature allows for a deeper connection with the artist's intent. Vocal Cancel and Key Control functions are also available for karaoke enjoyment. (Lyrics data can be downloaded for a fee; check the Sync Power website for details.)
- **SensMe™ Channels** (): Sony's unique 12-tone analysis technology automatically categorizes songs in your Walkman's music library into 10 channels based on mood and scene. Simply select a channel to enjoy music that matches your current feeling or situation.

3.3. Language Learning Functions

The Walkman includes features beneficial for language learning:

- **Playback Speed Control:** Adjust the playback speed without changing the pitch.
- **A-B Repeat Playback:** Repeatedly play a specific section of a track.
- **Quick Replay:** Jump back a few seconds during playback to re-listen to a phrase.

3.4. FM Tuner

The built-in FM tuner allows you to listen to FM radio broadcasts (reception frequency: 76.0-108.0MHz).

3.5. Alarm/Sleep Functions

Set alarms or use the sleep timer function. Music can also be set as an alarm sound.

3.6. Direct Encoding

The Walkman supports direct encoding, allowing you to record directly from portable players or components. (Requires optional recording cable WMC-NWR1, sold separately).

4. MAINTENANCE

4.1. Battery Care

To maximize the lifespan of your Walkman's built-in lithium-ion battery, utilize the 'Caring Charge Mode' feature. This mode prevents the battery from charging to 100% capacity, which can reduce degradation over time. Avoid exposing the device to extreme temperatures.

4.2. Cleaning

Wipe the device regularly with a soft, dry cloth to remove dust and fingerprints. Do not use abrasive cleaners, solvents, or alcohol, as these can damage the surface. Keep the charging port and headphone jack free of debris.

5. TROUBLESHOOTING

If you encounter issues with your Walkman, please refer to the following general advice:

- **Device not turning on:** Ensure the battery is sufficiently charged. Connect to a power source and try again.
- **No sound:** Check the volume level. Ensure headphones are properly connected or Bluetooth device is paired correctly.
- **Files not transferring:** Verify the USB connection. Ensure files are not copyrighted or exceed the 4GB transfer limit for wireless transfer.
- **Device unresponsive:** Locate the 'RESET' button (often a small pinhole) and use a thin object (like a paperclip) to press it. This will restart the device without deleting data.

For more detailed troubleshooting steps or persistent issues, please visit the official Sony support website for your region.

6. SPECIFICATIONS

Feature	Specification
Product Model Number	NW-S766/V
Brand	Sony
Color	Violet
Memory Storage Capacity	32 GB
Built-in Storage Medium	Memory
External Storage Medium	None
Screen Size	2 inches
Display Technology	LCD
Connectivity Technology	USB, Bluetooth
Supported Standards	AAC, MP3, WMA, ATRAC3
Video Playback	Supported

Feature	Specification
Charging Time	3 hours
Continuous Playback (Music)	Up to 50 hours
Continuous Playback (Video)	Up to 10 hours
Battery Type	Built-in Lithium-ion
Supported OS	Windows
FM Tuner	Built-in (76.0-108.0MHz)
Special Features	Digital Noise Cancelling, Lyrics Sync, SensMe™ Channels

7. PRODUCT OVERVIEW

7.1. Front View



Image 1: Front view of the Sony Walkman NW-S766/V in violet, connected to black wired headphones. The screen displays a menu interface, and the control buttons (play/pause, navigation, back, option) are visible below the screen.

7.2. Side View



Image 2: Side view of the Sony Walkman NW-S766/V, highlighting the slim profile and the side-mounted buttons, likely for volume control and hold function.

7.3. Back View








Image 3: Back view of the Sony Walkman NW-S766/V, featuring the iconic Walkman logo and a small 'RESET' button, typically used for restarting the device in case of malfunction.

8. WARRANTY AND SUPPORT

This product comes with a standard manufacturer's warranty. Please refer to the warranty card included in the product packaging for specific terms and conditions, including the warranty period and coverage details.

For technical support, service, or additional information, please visit the official Sony support website or contact their customer service department. Keep your proof of purchase for warranty claims.

Related Documents - NW-S766

	<p>Sony WALKMAN NW-WS413/WS414 Instruction Manual</p> <p>Official instruction manual for the Sony WALKMAN NW-WS413 and NW-WS414 portable digital music players. Learn about usage, features, troubleshooting, and compliance.</p>
	<p>Sony Digital Media Player NW-S14/S15/S14K/S15K User Manual</p> <p>This user manual provides comprehensive instructions for operating the Sony Digital Media Player NW-S14/S15/S14K/S15K. It covers setup, basic operations, music playback, video and photo viewing, FM radio, noise cancellation, Bluetooth features, alarms, timers, and troubleshooting.</p>
	<p>Sony NW/NWZ Series: Destination and Sound Pressure Tool Guide</p> <p>A guide to using the scsitol to modify destination and sound pressure regulation settings on Sony NW/NWZ series portable audio players, including compatibility lists, download links, and troubleshooting.</p>
	<p>Sony Network Walkman MP3 File Manager v1.1 Operating Instructions</p> <p>This document provides operating instructions for the Sony MP3 File Manager software (Version 1.1) designed for Sony Network Walkman devices, including models NW-E95 and NW-S23. It covers file transfer, management, and system requirements.</p>
	<p>Sony Walkman NW-WS413/WS414 Vartotojo Vadovas – Naudojimas, Saugumas ir Trikčių Šalinimas</p> <p>Išsamus Sony Walkman NW-WS413/WS414 vartotojo vadovas, apimantis naudojimą, akumulatoriaus priežiūrą, garsumo valdymą, aplinkos garso režimą, trikčių šalinimą ir atitikties informaciją.</p>



[Sony Walkman NWZ-WS613/WS615 Help Guide: Setup, Operation, and Features](#)

Official help guide for the Sony Walkman NWZ-WS613/WS615 digital music player. Learn how to set up, operate, play music, connect to smartphones via Bluetooth, and find important product information, compliance details, and trademark notices.