

## Casio MRW200H

# Casio MRW200H Series Analog Watch Instruction Manual

Model: MRW200H

## INTRODUCTION

This instruction manual provides detailed guidance for the proper use and maintenance of your Casio MRW200H Series Analog Watch. Please read this manual thoroughly to ensure optimal performance and longevity of your timepiece. This watch features 100-meter water resistance, a day and date display, and a rotating bezel.

## PRODUCT OVERVIEW



**Figure 1:** Front view of the Casio MRW200H Series Analog Watch. This image displays the watch face with hour, minute, and second hands, day and date display, and the rotating bezel with minute markers.

The Casio MRW200H is an analog watch designed for everyday use, featuring a durable resin case and band. It includes a 2-hand analog display (hour, minute, second), a day and date display, and a rotating bezel. The watch is water-resistant up to 100 meters.

## SETUP AND INITIAL SETTINGS

### Setting the Time

1. Pull the crown out to the second click position.
2. Rotate the crown to move the hour and minute hands to the desired time. Ensure the AM/PM setting is correct if your watch has a 24-hour indicator or if setting the day/date.
3. Push the crown back in to the normal position to start timekeeping.

## Setting the Day and Date

1. Pull the crown out to the first click position.
2. To set the **date**, rotate the crown counter-clockwise until the desired date appears.
3. To set the **day of the week**, rotate the crown clockwise until the desired day appears.
4. After setting the day and date, push the crown back in to the normal position.
5. *Note:* The day and date indicators advance automatically. Adjust the date manually at the end of months with fewer than 31 days. Avoid setting the day/date between 9:00 PM and 4:00 AM, as this may interfere with the automatic calendar change mechanism.

## OPERATING THE WATCH

---

### Water Resistance (100M)

Your Casio MRW200H watch is water-resistant up to 100 meters (330 feet). This rating makes it suitable for recreational swimming, snorkeling, sailing, and water sports. It is not intended for scuba diving. Ensure the crown is fully pushed in before any contact with water to maintain water resistance.

### Using the Rotating Bezel

The rotating bezel can be used to mark elapsed time. Rotate the bezel to align the triangular marker with the minute hand at the start of an event. The number on the bezel that the minute hand points to will indicate the elapsed time in minutes.

## MAINTENANCE

---

### Battery Replacement

The watch is powered by one Lithium Metal battery. The typical battery life is approximately 3 years. When the watch stops or the hands move erratically, it is time to replace the battery. Battery replacement should ideally be performed by a qualified watch technician to ensure proper sealing and maintain water resistance.

### Cleaning and Care

- Wipe the watch regularly with a soft, dry cloth to remove dirt and moisture.
- For resin bands and cases, you can use a mild soap solution and a soft brush, then rinse thoroughly with fresh water and dry completely.
- Avoid exposing the watch to extreme temperatures, direct sunlight for prolonged periods, or strong magnetic fields.
- Do not use chemical cleaners or solvents, as these can damage the watch's materials.

## TROUBLESHOOTING

---

- **Watch not keeping accurate time:** Check if the crown is fully pushed in. If the issue persists, the battery may need replacement or the watch may require servicing.
- **Day/Date not changing:** Ensure the time is set correctly, especially the AM/PM cycle. If the day/date is set during the restricted hours (9 PM - 4 AM), it might not change properly. Adjust the time past 4 AM and then reset the day/date.
- **Water inside the watch:** If moisture appears inside the watch, immediately take it to a qualified service center. This indicates a compromise in the water resistance seal.

## SPECIFICATIONS






Model Number	MRW200H
Movement	Japanese Quartz Movement
Display Type	Analog (3 hands: hour, minute, second)
Case Material	Resin
Band Material	Resin
Water Resistance	100 meters (330 feet)
Dial Window Material	Mineral
Case Diameter	43 mm
Features	Day and Date Display, Rotating Bezel, 12/24-hour timekeeping
Battery Type	1 Lithium Metal (included)
Accuracy	±20 seconds per month


## WARRANTY AND SUPPORT

For detailed warranty information and customer support, please refer to the warranty card included with your purchase or visit the official Casio website. Keep your proof of purchase for warranty claims. For service or repairs, contact an authorized Casio service center.

You can find more information and support resources on the [Casio Store on Amazon](#).

### Related Documents - MRW200H

	<p><a href="#">Casio Watch Module 5330 User Manual: LX-S700, MRW-S300/S310</a></p> <p>Comprehensive user manual for Casio watches with Module No. 5330, covering models LX-S700, MRW-S300, and MRW-S310. Includes setup, operation, care, water resistance, and technical specifications.</p>
	<p><a href="#">Casio AQ-231 Watch User Manual: Features, Operation, and Specifications</a></p> <p>Detailed user manual for the Casio AQ-231 watch (Module 1310/1737). Learn how to set time, date, alarms, use the stopwatch, understand water resistance ratings, and view specifications. Includes operational instructions and precautions.</p>
	<p><a href="#">CASIO G-SHOCK GA-400 Watch Instruction Manual</a></p> <p>Comprehensive instruction manual for the CASIO G-SHOCK GA-400 watch, module 5398, covering features, operation, and maintenance. Includes details on timekeeping, alarms, stopwatch, world time, and water resistance.</p>
	<p><a href="#">Casio EQW-T620 Watch User Manual</a></p> <p>Comprehensive user manual for the Casio EQW-T620 watch, covering setup, features, operation, and troubleshooting. Learn about solar charging, radio-controlled timekeeping, world time, stopwatch, and analog time adjustment.</p>
	<p><a href="#">CASIO ABX-70 Module 1745 User Manual: Features, Operation, and Specifications</a></p> <p>Comprehensive user manual for the CASIO ABX-70 watch (Module 1745). This guide covers battery replacement, water resistance ratings, watch care, operating modes (Timekeeping, Phonebook, Alarm, Stopwatch, Analog Time, Auto Display), setting instructions, and technical specifications.</p>
	<p><a href="#">CASIO 3502 Watch User Manual</a></p> <p>Comprehensive user manual for CASIO watches, model 3502. Learn about water resistance, setting time and date, alarms, stopwatch, timer, backlight, and proper care.</p>




[\[pdf\]](#) Guide

User Guide Casio EAW MRW 200H 1BV Men s MRW200H Black Resin Dive Watch Clothing Shoes Jewelry 71Je6SyEC6L m media amazon images I |||

MA0906-EA Operation Guide ANA MAA Your watch may differ somewhat from the one shown in the illustration. Notes Some water resistant models are equipped with a screw lock crown. With such models, you must unscrew the crown in the direction noted in the illustration to loosen it before you can pu...

lang:en score:23 filesize: 147.94 K page\_count: 1 document date: 2023-04-18




[\[pdf\]](#) Guide Accessories

User guide Casio Men s MRW200H 1BV Sport Analog Dive Watch Black One Size classic Clothing Shoes Accessories 71etpgGkkBL m media amazon images I |||

MA0906-EA Operation Guide ANA MAA Your watch may differ somewhat from the one shown in the illustration. Notes Some water resistant models are equipped with a screw lock crown. With such models, you must unscrew the crown in the direction noted in the illustration to loosen it before you can pu...

lang:en score:23 filesize: 147.94 K page\_count: 1 document date: 2023-11-09




[\[pdf\]](#) User Manual Guide

User Manual Casio Unisex MRW200H 4BV Neo Display Black Watch Clothing Shoes Jewelry 71kQcsOkLIL m media amazon images I |||

MA0906-EA Operation Guide ANA MAA Your watch may differ somewhat from the one shown in the illustration. Notes Some water resistant models are equipped with a screw lock crown. With such models, you must unscrew the crown in the direction noted in the illustration to loosen it before you can pu...

lang:en score:21 filesize: 147.94 K page\_count: 1 document date: 2022-07-12




[pdf] User Manual Guide

ANA MAA CASIO COMPUTER CO LTD Casio MRW200H 3BV User Manual files thelostmanual org data display embed toolleft true toolright false print zoom auto quot |||

MA0906-EA Operation Guide ANA MAA Your watch may differ somewhat from the one shown in the illustration. Notes Some water resistant models are equipped with a screw lock crown. With such models, you must unscrew the crown in the direction noted in the illustration to loosen it before you can pu...

lang:en score:20 filesize: 46.42 K page\_count: 1 document date: 2024-07-23



[pdf] Documentation

ANA MAA CASIO COMPUTER CO LTD Product Documentation Casio Men s Classic Quartz Resin Watch Color Black Model MRW200H 7BV Clothing Shoes Jewelry 71JEujjOzdS m media amazon images

! |||

...

lang:en score:11 filesize: 168.21 K page\_count: 1 document date: 2020-03-16