

SoundMAGIC E10

SoundMAGIC E10 Wired Earphones Instruction Manual

INTRODUCTION

Thank you for choosing SoundMAGIC E10 Wired Earphones. These earphones are designed to deliver high-fidelity stereo sound with powerful bass and balanced musical detail. The robust aluminum construction and tangle-free cable ensure durability and a comfortable listening experience. This manual provides essential information for the proper setup, operation, and maintenance of your SoundMAGIC E10 earphones. The SoundMAGIC E10 has received multiple accolades, including the WHAT Hi-Fi? award for best in-ear headphones for six consecutive years, recognized for its detailed, dynamic, and exciting sound quality.

WHAT'S IN THE BOX



Image: Contents of the SoundMAGIC E10 package, including earphones, various eartips, cable clip, and travel pouch.

- SoundMAGIC E10 Earphones (Gunmetal)
- 3 pairs of dome-shaped silicone eartips (Small, Medium, Large)
- 3 pairs of flat silicone eartips (Small, Medium, Large)
- 1 pair of double flange silicone eartips (Medium)
- Cable clip
- Travel pouch

SETUP AND FIT

1. Selecting the Right Eartips

Choosing the correct size and style of eartips is crucial for optimal sound quality and comfort. Experiment with the different included eartips (dome-shaped, flat, double flange) to find the best fit for your ears. A proper seal will enhance bass response and noise isolation.



Image: SoundMAGIC E10 earphones shown with different eartip options.

2. Wearing the Earphones

Gently insert the earphones into your ear canals. The ergonomic design ensures a comfortable and secure fit. Ensure the left earphone (marked 'L') is in your left ear and the right earphone (marked 'R') is in your right ear for proper stereo imaging.

Comfortable In-Ear Fit



Lightweight



Good noise isolation



Image: A user demonstrating the comfortable in-ear fit of the SoundMAGIC E10 earphones.

3. Connecting to Your Device

Plug the 3.5mm jack into the headphone port of your audio device (smartphone, tablet, laptop, MP3 player, etc.). Ensure the connection is secure.

OPERATING INSTRUCTIONS

The SoundMAGIC E10 earphones feature an in-line control with a microphone (if applicable to your specific model, though the E10 is typically without a microphone).

- **Play/Pause:** Press the center button once.
- **Next Track:** Press the center button twice quickly.
- **Previous Track:** Press the center button three times quickly.
- **Answer/End Call:** Press the center button once during an incoming call or during a call.
- **Volume Control:** Use the volume buttons on your connected device.



Video: Demonstration of SoundMAGIC E10 Noise Isolating in-Ear Earphones (Gunmetal) features and usage. This video highlights the design and some operational aspects.

MAINTENANCE

- **Cleaning:** Regularly clean the eartips with a soft, damp cloth. Ensure no moisture enters the earphone drivers.
- **Storage:** When not in use, store your earphones in the provided travel pouch to prevent tangling and damage.
- **Cable Care:** The twisted-pair cable is designed to be tangle-free. Avoid excessive pulling or sharp bends to prolong its lifespan.
- **Moisture:** While durable, avoid exposing the earphones to excessive moisture or liquids. They are not submersible.

TROUBLESHOOTING

Problem	Solution
No sound or low volume	<ul style="list-style-type: none">◦ Ensure the 3.5mm jack is fully inserted into the device.◦ Check the volume level on your audio device.◦ Test with another audio device to rule out device issues.◦ Ensure eartips are clean and not obstructed.
Poor sound quality (e.g., weak bass, tinny sound)	<ul style="list-style-type: none">◦ Ensure you have a proper seal with the correct size eartips.◦ Check for debris or wax buildup in the eartips or earphone nozzles.◦ Test with another audio source to verify the issue is with the earphones.
Earphones fall out easily	<ul style="list-style-type: none">◦ Try different sizes or types of eartips (e.g., double flange for a more secure fit).◦ Ensure the cable is not pulling on the earphones. Use the included cable clip if necessary.

SPECIFICATIONS

- Model Name:** SoundMAGIC E10
- Connectivity Technology:** Wired
- Headphones Jack:** 3.5 mm Jack
- Noise Control:** Sound Isolation
- Material:** Aluminum
- Cable Feature:** Tangle Free
- Item Weight:** 10 Grams (0.353 ounces)
- Product Dimensions:** 0.79 x 0.39 x 47.24 inches
- Impedance:** 46 Ohm
- Audio Driver Type:** Dynamic Driver
- Manufacturer:** SoundMAGIC

10mm High Quality Full Range Dynamic Driver

Offering a very detailed, dynamic and exciting sound.

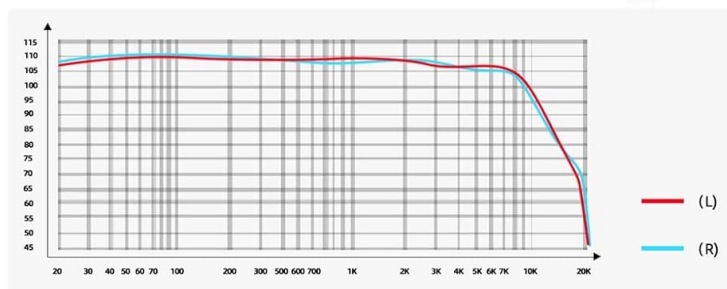


Image: Exploded view diagram illustrating the 10mm high-quality full-range dynamic driver of the SoundMAGIC E10 earphones.

Aluminium Construction For Durable

Precision parts manufacturing and rigorous assembly process for purely cosmetic and durable.



Image: Close-up view of the SoundMAGIC E10 earphones, emphasizing their durable aluminum construction.

High Quality Twisted Pair Hi-Fi Cable

No tangle, higher bending reliability and less radio interference

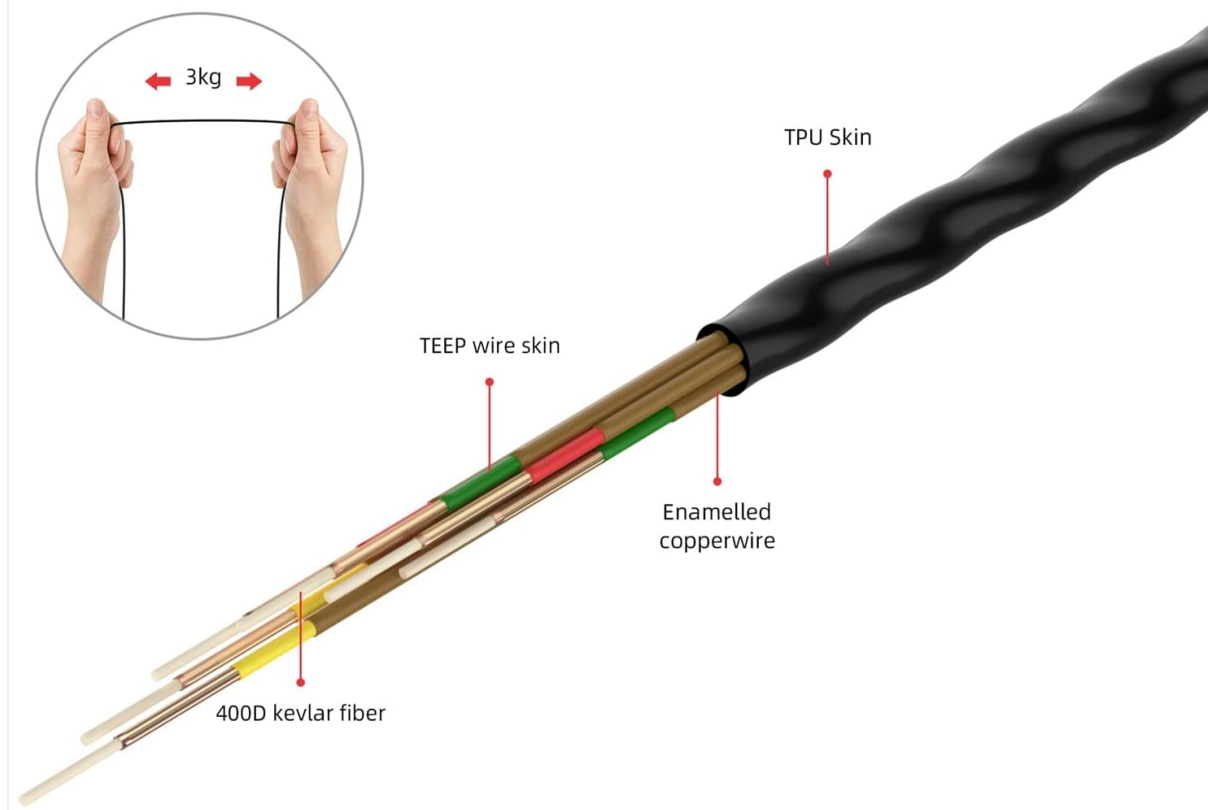




Image: Detailed diagram showcasing the high-quality twisted pair Hi-Fi cable, designed for durability and reduced interference.

WARRANTY AND SUPPORT

For warranty information and customer support, please refer to the documentation included with your product or visit the official SoundMAGIC website.

Related Documents - E10

	<p>SoundMAGIC T60BT True Wireless Earphones User Manual</p> <p>This user manual provides instructions for the SoundMAGIC T60BT True Wireless Earphones, covering setup, operation, features, troubleshooting, and specifications. Learn how to pair, play music, manage calls, and charge your T60BT earphones.</p>
	<p>SoundMAGIC T80BT ANC Wireless Noise Canceling Headphones User Manual</p> <p>Comprehensive user manual for the SoundMAGIC T80BT ANC wireless noise-canceling in-ear headphones, covering setup, operation, features like ANC and ambient sound modes, troubleshooting, and technical specifications.</p>



[SoundMAGIC P60BT ANC Wireless Noise Cancelling Stereo Headphones User Manual](#)

User manual for SoundMAGIC P60BT ANC wireless stereo headphones, covering features like noise cancellation, voice assistant, connectivity, charging, troubleshooting, and technical specifications. Includes precautions and package contents.



[SoundMAGIC T60BT Bezprzewodowe Słuchawki - Instrukcja Obsługi](#)

Kompletna instrukcja obsługi dla bezprzewodowych słuchawek SoundMAGIC T60BT. Zawiera informacje o funkcjach, parowaniu, ładowaniu, specyfikacjach technicznych oraz utylizacji.



[e10 ETBook User Manual: Setup, Specifications, and Troubleshooting](#)

User manual for the e10 ETBook laptop, providing information on setup, technical specifications, common troubleshooting steps, and regulatory compliance. Features Intel Core i3-10110U, Windows 10, and WIFI6.