

RAYMOND WEIL 7730-STC-65021

User Manual

RAYMOND WEIL FREELANCER CHRONOGRAPH WATCH

Model: 7730-STC-65021

INTRODUCTION

This manual provides comprehensive instructions for the setup, operation, maintenance, and troubleshooting of your Raymond Weil Freelancer 7730-STC-65021 automatic chronograph watch. Please read this manual carefully to ensure proper use and care of your timepiece.

The Raymond Weil Freelancer 7730-STC-65021 features a stainless steel case, a brown leather strap, a silver dial with luminous hands and index hour markers, and a tachymeter. It is powered by an automatic movement and includes day, date, and chronograph functions. The watch is protected by a scratch-resistant sapphire crystal and is water-resistant to 100 meters (330 feet).

SETUP

Unboxing and Initial Inspection

Upon receiving your Raymond Weil Freelancer watch, carefully remove it from its packaging. Inspect the watch for any visible damage or irregularities. Ensure all protective films are removed from the crystal, case back, and strap.

Winding the Automatic Movement

Your Raymond Weil Freelancer watch is equipped with an automatic mechanical movement. It is powered by the motion of your wrist. If the watch has stopped or is running low on power, it can be manually wound. To do so, unscrew the crown (if it's a screw-down crown) and turn it clockwise approximately 20-30 times. This will provide sufficient power reserve to start the watch. Once worn, the natural motion of your arm will keep the watch wound.

Setting the Time and Date

- Pull the crown out to position 2:** This is the first click. Turn the crown clockwise or counter-clockwise to set the day and date. Avoid setting the date between 9 PM and 3 AM, as this can damage the movement.
- Pull the crown out to position 3:** This is the second click. Turn the crown to set the hour and minute

hands. To ensure accurate time setting, it is recommended to set the minute hand a few minutes past the desired time and then turn it back.

3. **Push the crown back to position 1:** Once the time and date are set, push the crown back in fully. If it is a screw-down crown, gently screw it back down to ensure water resistance.



Image: Front view of the Raymond Weil Freelancer 7730-STC-65021 watch, showcasing its silver dial, chronograph sub-dials, day/date window, and brown leather strap.

OPERATING INSTRUCTIONS

Basic Timekeeping

The watch displays hours, minutes, and seconds via the central hands. The small sub-dial at 9 o'clock typically indicates the running seconds for the main time display.

Using the Chronograph Function

The chronograph function allows you to measure elapsed time. It is operated by the pushers located on the side of the case, typically at 2 o'clock and 4 o'clock.

1. **Start:** Press the top pusher (at 2 o'clock) to start the chronograph. The central chronograph second hand will begin to move. The sub-dials at 6 o'clock and 12 o'clock will measure elapsed hours and minutes, respectively.
2. **Stop:** Press the top pusher again to stop the chronograph. The hands will freeze, indicating the elapsed time.
3. **Reset:** Press the bottom pusher (at 4 o'clock) to reset the chronograph hands to their zero positions. The chronograph must be stopped before it can be reset.

The tachymeter scale on the bezel can be used in conjunction with the chronograph to measure speed over a known distance (e.g., 1 kilometer or 1 mile).

MAINTENANCE AND CARE

Cleaning Your Watch

To maintain the appearance of your watch, wipe the case and crystal regularly with a soft, dry cloth. For the leather strap, avoid excessive moisture and harsh chemicals. If the watch is water-resistant, you may use a slightly damp cloth for the case, but ensure the crown is fully pushed in and screwed down (if applicable) before doing so.

Water Resistance

Your Raymond Weil Freelancer 7730-STC-65021 is water-resistant to 100 meters (330 feet). This rating makes it suitable for swimming and snorkeling, but not for diving. Always ensure the crown is fully pushed in and screwed down (if applicable) before exposing the watch to water. Do not operate the pushers or crown while the watch is submerged or wet, as this can compromise water resistance.

Strap Care

The brown leather strap is susceptible to wear and tear from moisture, sweat, and direct sunlight. To prolong its life, avoid prolonged exposure to water and direct sunlight. Clean with a dry, soft cloth. If the strap becomes stiff or discolored, consider replacing it.

Storage

When not wearing your watch, store it in a cool, dry place, away from direct sunlight and strong magnetic fields. The original watch box is ideal for storage.

TROUBLESHOOTING

Watch Not Keeping Time / Stopped

As an automatic watch, it requires motion to wind. If the watch has stopped, manually wind it by turning the crown clockwise 20-30 times. If the issue persists after regular wear, the movement may require servicing.

Chronograph Hands Not Resetting to Zero

If the chronograph hands do not return precisely to their zero positions after pressing the reset pusher, the movement may need adjustment. This typically requires professional servicing.

Condensation Inside Crystal

If you notice condensation under the sapphire crystal, it indicates that moisture has entered the watch case. This requires immediate attention from a qualified watchmaker to prevent damage to the movement. Do not attempt to dry it yourself.

SPECIFICATIONS

Feature	Detail
Model Number	7730-STC-65021
Movement	Automatic
Case Material	Stainless Steel
Case Diameter	42 mm
Case Thickness	14 mm
Crystal	Scratch Resistant Sapphire
Strap Material	Brown Leather
Clasp Type	Deployment Push Button Clasp
Water Resistance	100 meters / 330 feet
Functions	Chronograph, Day, Date, Hour, Minute, Second, Tachymeter
Product Dimensions	6.3 x 4.53 x 10.24 inches; 15.84 ounces

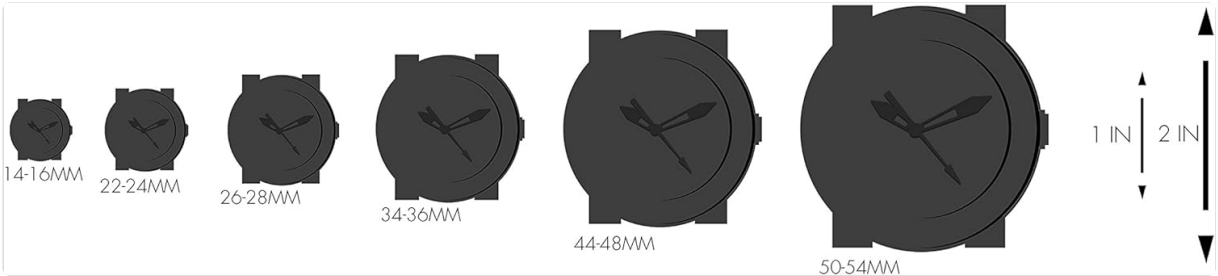


Image: A visual guide illustrating different watch case diameters, ranging from 14-16mm up to 50-54mm, for size comparison.





WARRANTY AND SUPPORT

Your Raymond Weil watch is covered by a manufacturer's warranty against defects in materials and workmanship. The specific terms and duration of the warranty are typically provided with your purchase documentation. Please retain your proof of purchase for warranty claims.

For warranty service, repairs, or technical support, please contact an authorized Raymond Weil service center or the retailer from whom you purchased the watch. Unauthorized repairs or modifications may void your warranty.

For more information, you may visit the official Raymond Weil website or consult your local authorized dealer.

Related Documents - 7730-STC-65021

	<p>RAYMOND WEIL Self-Winding Mechanical Watch with Date: Instructions for Use and Warranty Information</p> <p>Comprehensive guide for RAYMOND WEIL self-winding mechanical watches with date, covering operation, care, and warranty details. Learn how to set the time and date, maintain your watch, and understand its guarantee.</p>
	<p>Raymond Weil Self-Winding Mechanical Watch with Moon Phase and Date: Instructions for Use</p> <p>Official instructions for use for the Raymond Weil self-winding mechanical watch featuring moon phase and date complications. Includes details on operation, settings, care, and warranty.</p>
	<p>Raymond Weil Manual Winding Mechanical Watch: Instructions for Use, Care, and Warranty</p> <p>Comprehensive guide for Raymond Weil manual winding mechanical watches, covering setup, operation, maintenance, and warranty details. Learn how to wind, set time, care for your timepiece, and understand its guarantee.</p>
	<p>Raymond Weil Millésime Collection Review: Timeless Design and Value</p> <p>An in-depth review of the Raymond Weil Millésime watch collection, exploring its design, craftsmanship, value, and appeal to watch enthusiasts. Features detailed specifications and analysis.</p>