

Sonic Alert 1126-SA-SS12VW

Sonic Alert Super Shaker 12V Bed Vibrator Instruction Manual

Model: 1126-SA-SS12VW

Brand: Sonic Alert

INTRODUCTION

The Sonic Alert Super Shaker 12V Bed Vibrator is designed to provide a powerful vibrating alert to assist in waking individuals, particularly those who are heavy sleepers or have hearing impairments. This unit functions by connecting to a compatible Sonic Boom Alarm Clock, delivering strong vibrations directly to your bed or pillow.



Image: The Sonic Alert Super Shaker 12V Bed Vibrator, a white disc-shaped device with a coiled white power cord and a plug. The label on the shaker reads "Sonic Alert Super Shaker Bed Vibrator".

SAFETY INFORMATION

- Ensure the vibrator is only connected to the designated vibrator outlet on a compatible Sonic Boom Alarm Clock.
- Do not attempt to open or modify the device.
- Keep the device away from water or excessive moisture. While listed as waterproof, direct submersion or exposure to large amounts of liquid should be avoided to prevent damage to the electrical connection.
- Keep out of reach of children and pets.

PACKAGE CONTENTS

- Sonic Alert Super Shaker 12V Bed Vibrator (Model 1126-SA-SS12VW)

SETUP

1. **Identify the Vibrator Outlet:** Locate the dedicated vibrator outlet on the back of your Sonic Boom Alarm Clock. This is typically labeled.

2. **Connect the Super Shaker:** Insert the plug of the Super Shaker 12V Bed Vibrator into the vibrator outlet on your Sonic Boom Alarm Clock. Ensure the connection is secure.
3. **Placement:** For optimal effectiveness, place the Super Shaker unit under your pillow or between your mattress and box springs. Experiment with placement to find what works best for your comfort and to ensure effective vibration transfer. Avoid placing it directly on hard surfaces that might amplify noise rather than vibration.



Image: A woman sleeping peacefully in bed, with a Sonic Alert alarm clock and the Super Shaker bed vibrator visible on the nightstand and under the pillow, demonstrating typical setup.

OPERATING INSTRUCTIONS

The Super Shaker 12V Bed Vibrator operates in conjunction with your Sonic Boom Alarm Clock. Once connected, the vibrator will activate simultaneously with the alarm function of your clock. Refer to your Sonic Boom Alarm Clock's instruction manual for details on setting alarms and adjusting alarm modes (e.g., vibration only, alarm sound only, or both).

The powerful vibrations are designed to effectively wake even heavy sleepers without disturbing others in the vicinity, making it an ideal solution for shared living spaces or individuals with hearing loss.

TROUBLESHOOTING

Problem	Possible Cause	Solution
Vibrator does not activate.	Not properly connected to the alarm clock.	Ensure the vibrator's plug is fully inserted into the designated vibrator outlet on the Sonic Boom Alarm Clock.
Vibrator is weak or inconsistent.	Loose connection or unit malfunction.	Check the connection. If the issue persists, the unit may require replacement. Wires can wear out over time.
Vibrator makes excessive noise.	Improper placement.	Adjust the placement of the vibrator. Ensure it is under a pillow or between soft bedding, not directly on a hard surface that could resonate.

MAINTENANCE

- **Cleaning:** Wipe the exterior of the vibrator with a soft, dry cloth. Do not use liquid cleaners or

abrasive materials.

- **Storage:** When not in use, store the vibrator in a cool, dry place, away from direct sunlight and extreme temperatures.
- **Cord Care:** Avoid bending or twisting the power cord excessively to prevent internal wire damage.

SPECIFICATIONS

Model Number	1126-SA-SS12VW
Product Dimensions	4 x 1.5 x 5 inches
Item Weight	12.8 ounces
Power Requirement	12V (supplied by compatible Sonic Boom Alarm Clock)
Water Resistance Level	Waterproof

WARRANTY AND SUPPORT

For warranty information or technical support, please refer to the documentation provided with your Sonic Boom Alarm Clock or visit the official Sonic Alert website. Sonic Alert is an award-winning globally recognized leader in the international electronics field, providing solutions for the deaf, hard-to-wake, and elderly communities.

You can find more information about Sonic Alert products and support at their official store [Sonic Alert Store](#).



Image: The Sonic Alert company logo, featuring a stylized ear icon and the text "Sonic Alert Specialized Hearing Solutions".

RELATED PRODUCTS

The Super Shaker is designed to work with Sonic Boom Alarm Clocks. Here are some examples of compatible alarm clocks:



Sonic Bomb Alarm
Clock (Black)



Sonic Bomb Alarm
Clock (Camouflage)







Sonic Bomb Alarm
Clock (Pink)



Sonic Bomb Alarm
Clock (Blue)

© 2023 Sonic Alert. All rights reserved.

Related Documents - 1126-SA-SS12VW

	<p>Sonic Alert Sonic Boom Alarm Clock SBB500SS User Manual & Instructions</p> <p>Comprehensive user manual and operation instructions for the Sonic Alert Sonic Boom Alarm Clock with Bed Shaker, Model SBB500SS. Learn how to set time, alarms, use features like the bed shaker and tone control, and understand safety warnings and warranty information.</p>
	<p>Sonic Alert SBA475ss Analog Alarm Clock with Bed Shaker User Manual</p> <p>Comprehensive user manual for the Sonic Alert SBA475ss Analog Alarm Clock with Bed Shaker. Includes setup, operation, safety warnings, warranty, and FCC compliance information.</p>
	<p>Sonic Boom Alarm Clock SB 1000: Instruction Manual & Features</p> <p>Comprehensive instruction manual for the Sonic Boom Alarm Clock Model SB 1000 by Sonic Alert. Learn about its special features, setting time and alarms, waking options, volume controls, battery backup, and using accessories like lamps and vibrators.</p>
	<p>Sonic Boom Dual Alarm Clock with Bed Shaker Model SBD375ss-v3 Operation Instructions and Warranty</p> <p>Comprehensive operation instructions, features, setup guide, and warranty information for the Sonic Alert Sonic Boom Dual Alarm Clock with Bed Shaker, Model SBD375ss-v3.</p>



Comprehensive user manual and operating instructions for the Sonic Alert SBJ525SS-v3 Sonic Boom Alarm Clock & Bed Shaker, covering setup, features, operation, safety, and warranty information.



User manual and instructions for the Sonic Alert SBA475ss Sonic Boom Alarm Clock and Bed Shaker, covering setup, operation, features, warranty, and safety information.