

XDrum Rookie22Schw

XDrum Rookie 22-Inch Standard Drum Set Instruction Manual

Model: Rookie22Schw

1. INTRODUCTION

Thank you for choosing the XDrum Rookie 22-inch Standard Drum Set. This manual provides essential information for the proper setup, operation, and maintenance of your new drum set. Please read these instructions carefully before assembly and use to ensure optimal performance and longevity of your instrument.

2. SETUP

2.1. Unpacking and Component Check

Carefully unpack all components from the packaging. Verify that all parts listed below are present and undamaged. In case of missing or damaged parts, please contact your retailer.

- Bass Drum (22" x 18")
- Snare Drum (14" x 5")
- Tom Toms (12" x 10", 13" x 11")
- Floor Tom (16" x 16")
- Hi-Hat Cymbals (14")
- Crash/Ride Cymbal (16")
- Snare Stand
- Hi-Hat Stand
- Cymbal Stand
- Bass Drum Pedal (foot machine with chain pull)
- Height-adjustable Drum Stool
- Drumsticks (5B)
- Tuning Key
- Assembly Instructions

2.2. Assembly

Follow the detailed assembly instructions included in your package. Ensure all stands and hardware

components are securely fastened. The drum set features memory locks on all adjustable hardware, allowing for consistent setup once your preferred positions are found.



Figure 1: An overview of the XDRUM Rookie 22-inch Standard Drum Set, showcasing its black finish and complete configuration including drums, cymbals, and hardware.

XDRUM ROOKIE 22 STANDARD DRUMSET

PERFEKTER EINSTIEG FÜR SCHLAGZEUG-ANFÄNGER



**Komplett mit
Becken, Hocker
und Sticks**
Alles Nötige zum
Loslegen

**Inkl. Lernheft für
Einsteiger**
Schritt-für-Schritt
Schlagzeugschule

**Klassisches
5-teiliges Set**
Bassdrum, Snare,
3 Toms

GLÄNZENDES
BLACK FINISH

IDEAL FÜR ALLE ALTERSKLASSEN VON CA. 10-99 JAHRE, OB
ZUHAUSE, IM PROBERAUM ODER MUSIKSCHULE.

Figure 2: The XDrum Rookie drum set components laid out, emphasizing the complete nature of the set with drums, cymbals, and a learning book for beginners.

2.3. Adjustments

Adjust the height and angle of the drums, cymbals, and drum stool to suit your playing posture and comfort. The adjustable arms allow for optimal adaptation to any body size. Ensure the bass drum pedal and hi-hat foot machine operate smoothly with their chain pull mechanisms.



Figure 3: A black, height-adjustable drum stool, designed for comfortable seating during drumming sessions.

3. OPERATING

3.1. Playing the Drum Set

The XDrum Rookie set is designed for both beginners and experienced players. The multi-layered poplar wood shells provide a bold and powerful sound. High-quality drumheads are pre-assembled for immediate playability.

MUSIK ERLEBEN – MIT GEFÜHL & STYLE

22" BASSDRUM MIT POWERSATTEM, VOLUMINÖSEN KLANG



ROBUSTE HARDWARE

Doppelt verstärkte Komponenten



AUTHENTISCHES SPIELGEFÜHL

Realistische Drum-Erfahrung



FLEXIBEL & VIELSEITIG EINSETZBAR

Zuhause, Bühne oder Proberaum



Figure 4: A person actively playing the XDRUM Rookie drum set, demonstrating its authentic feel and flexible use in different musical environments.

3.2. Sound Characteristics

The drum set is crafted from acoustically valuable poplar wood, ensuring a rich and impactful audio experience. The included special, quiet training cymbals offer low sustain, making them ideal for practice sessions without excessive noise.

DURCHDACHTES DESIGN

LANGFRISTIGE INVESTITION MIT HOCHWERTIGEN MATERIALIEN



**MEHRLAGIG
GEFERTIGTE KESSEL**



**ROBUSTE
KOMPONENTEN**



**AUSTAUSCHBARE
FELLE**



**VIELFÄLTIGE KLÄNGE
VOLUMINÖSER SOUND
DEFINIERT TÖNE**

Figure 5: Close-up images showcasing thoughtful design elements like multi-layered shells, robust components, interchangeable drumheads, and versatile cymbal sounds.

4. MAINTENANCE

4.1. Cleaning

To maintain the appearance and sound quality of your drum set, regularly wipe down all surfaces with a soft, damp cloth. The drums feature high-quality foiling for protection against external influences and a smooth, wipeable surface for easy cleaning.

PFLEGELEICHT & NACHHALTIG NUTZBAR

KLANGQUALITÄT UND AUSSEHEN DAUERHAFT ERHALTEN.



**EINFACHE
PFLEGE**

HOCHWERTIGE FOLIERUNG
zum Schutz vor äußeren Einflüssen

AUSTAUSCHBARE EINZELTEILE
Nachrüstbar bei Bedarf

GLATTE OBERFLÄCHE
Leicht abwischbar

Figure 6: Images illustrating the ease of maintenance, including cleaning the smooth surface and the option for replacing individual parts.

4.2. Drumhead Replacement

Over time, drumheads may need replacement due to wear. Use the included tuning key to loosen and remove old drumheads. Install new drumheads evenly and tune them to your desired pitch. Refer to the detailed assembly instructions for guidance on drumhead replacement and tuning.

5. TROUBLESHOOTING

5.1. Common Issues and Solutions

- **Loose Components:** Regularly check all screws, bolts, and clamps on stands and drums. Tighten any loose parts to prevent wobbling and ensure stability.
- **Poor Sound Quality:** Ensure drumheads are properly tensioned and tuned. Uneven tension can lead to undesirable sounds. Check for any cracks or damage to drumheads or cymbals.
- **Pedal Malfunction:** If the bass drum pedal or hi-hat foot machine is not responding correctly, check the chain pull mechanism for any obstructions or damage. Lubricate moving parts if necessary.
- **Unstable Stool:** Ensure the drum stool legs are fully extended and locked into place. Adjust the height carefully and confirm stability before use.

For more complex issues, consult the detailed assembly instructions or contact XDrum customer support.

6. SPECIFICATIONS

Feature	Detail
Brand	XDrum
Model Name	Rookie
Item Model Number	Rookie22Schw
Material Type	Poplar Wood
Body Material	Poplar Wood
Finish Type	Black
Color	Blackone
Package Dimensions	60.8 x 60.2 x 51.8 cm
Item Weight	25.5 g
Included Components	Bass drum, snare drum, tomtoms, stand blank, cymbals, hardware, drum sticks, drum key, drum school, online video links







7. WARRANTY

The XDrum Rookie 22-inch Standard Drum Set comes with a manufacturer's warranty. Please refer to the warranty information provided with your purchase for details regarding coverage and duration. Keep your proof of purchase for any warranty claims.

8. SUPPORT

For further assistance, detailed assembly instructions, or questions regarding your drum set, please refer to the included documentation or contact XDrum customer support. Additional learning resources, including a free drum school with links to online videos and play-alongs, are provided to support your drumming journey.

Related Documents - Rookie22Schw

<div><p>XDrum Schlagzeug-Hersteller</p><p>Aufbauanleitung</p><p>Bitte lesen Sie diese Anleitung sorgfältig durch, bevor Sie das Produkt aufbauen. Es enthält wichtige Informationen zu den Funktionen, der Bedienung und der Wartung des Produkts.</p><p>Wichtige Hinweise</p><p>Bitte lesen Sie diese Hinweise sorgfältig durch, bevor Sie das Produkt aufbauen. Es enthält wichtige Informationen zu den Funktionen, der Bedienung und der Wartung des Produkts.</p><p>Technische Daten</p><p>Produktname: XDrum DD 520 Digital Drum Set Hersteller: Musikhaus KIRSTEIN Modellnummer: DD 520</p></div>	<p>XDrum DD 520 Digital Drum User Manual Comprehensive Guide</p> <p>Detailed user manual for the XDrum DD 520 Digital Drum Set, covering assembly, operation, features, settings, and troubleshooting. Includes information on drum kits, voices, MIDI, and more.</p>
<div><p>XDrum Schlagzeug-Hersteller</p><p>Aufbauanleitung</p><p>Bitte lesen Sie diese Anleitung sorgfältig durch, bevor Sie das Produkt aufbauen. Es enthält wichtige Informationen zu den Funktionen, der Bedienung und der Wartung des Produkts.</p><p>Wichtige Hinweise</p><p>Bitte lesen Sie diese Hinweise sorgfältig durch, bevor Sie das Produkt aufbauen. Es enthält wichtige Informationen zu den Funktionen, der Bedienung und der Wartung des Produkts.</p><p>Technische Daten</p><p>Produktname: XDrum DD-530 Mesh Head E-Drum Hersteller: Musikhaus KIRSTEIN Modellnummer: DD-530</p></div>	<p>XDrum DD-530 Mesh Head E-Drum Bedienungsanleitung Musikhaus KIRSTEIN</p> <p>Umfassende Bedienungsanleitung für das XDrum DD-530 Mesh Head E-Drum von Musikhaus KIRSTEIN. Erfahren Sie alles über Setup, Funktionen, Lernmodi, MIDI und mehr.</p>
<div><p>XDrum Drum Stool Semi</p><p>Artikel: 10000000</p><p>Assembly Instructions</p></div>	<p>XDrum Drum Stool Semi Assembly Instructions</p> <p>Assembly instructions for the XDrum Drum Stool Semi, detailing safety guidelines, step-by-step assembly, and manufacturer information. Learn how to set up your drum stool.</p>
<div><p>XDrum KC-37 Kinder-Cajon</p><p>Artikel: 10000000</p><p>Bedienungsanleitung</p></div>	<p>XDrum KC-37 Kinder-Cajon - Kinder Cajon Trommel mit Snare-Effekt</p> <p>Entdecken Sie die XDrum KC-37 Kinder-Cajon, eine 36 cm hohe Cajon aus Birkenholz für Kinder von 5-12 Jahren. Mit einstellbarem Snare-Effekt, robuster Bauweise und vielseitiger Nutzung als Sitzgelegenheit oder Musikinstrument. Inklusive Anleitung und Sicherheitshinweisen.</p>
<div><p>XDrum KC-37 Kinder-Cajon</p><p>Artikel: 10000000</p><p>Bedienungsanleitung</p></div>	<p>XDrum KC-37 Kinder-Cajon: Anleitung und Sicherheitshinweise</p> <p>Umfassende Anleitung und Sicherheitshinweise für die XDrum KC-37 Kinder-Cajon, inklusive Informationen zu Einrichtung, Reinigung und Gebrauch.</p>
<div><p>XDrum KC-37 Kinder-Cajon</p><p>Artikel: 10000000</p><p>Bedienungsanleitung</p></div>	<p>XDrum KC-37 Kinder-Cajon: Bedienungsanleitung, Details & Sicherheit</p> <p>Umfassende Bedienungsanleitung für die XDrum KC-37 Kinder-Cajon. Enthält Produktdetails, Sicherheitshinweise, Pflegeanleitungen und Einstellungen für das Snare-System. Ideal für junge Musiker von 5-12 Jahren. Hergestellt von Musikhaus KIRSTEIN GmbH.</p>

