

## Filtrete EA03-2PK-1E

# Filtrete 20x25x1 AC Furnace Air Filter User Manual - MPR 2200, MERV 13

This manual provides instructions for the Filtrete 20x25x1 AC Furnace Air Filter (MPR 2200, MERV 13), detailing installation, operation, maintenance, and specifications for optimal air quality.

## 1. INTRODUCTION

The Filtrete 20x25x1 MPR 2200 Air Filter, manufactured by 3M, is designed to enhance indoor air quality by capturing unwanted particles from your household air. This filter utilizes exclusive Filtrete 3-in-1 technology, featuring a high Microparticle Performance Rating (MPR) of 2200 and a Minimum Efficiency Reporting Value (MERV) of 13. It is engineered to attract and trap numerous microparticles, including pet dander, smoke, bacteria, and viruses, while allowing cleaner air to circulate throughout your home.

This filter is certified asthma and allergy-friendly, contributing to a healthier living environment. For optimal performance, it is recommended to replace the filter at least every 90 days.



Image 1: Filtrete 20x25x1 AC Furnace Air Filter, 2-Pack packaging.

## 2. PRODUCT DIMENSIONS

The nominal size of this air filter is 20x25x1 inches. However, the actual dimensions are slightly different to ensure a proper fit within your HVAC system. The precise measurements are 19.81 inches (width) x 24.81 inches (height) x 0.81 inches (depth).

# Filter Measurements




Image 2: Visual representation of the filter's dimensions: 20 inches by 25 inches by 1 inch.

## 3. INSTALLATION INSTRUCTIONS

Follow these steps to correctly install your Filtrete AC Furnace Air Filter:

1. **Prepare the Filter:** Carefully remove the plastic wrapping and any paper inserts from the new filter. Do not remove the cardboard frame, as it is an integral part of the filter's structure.
2. **Locate the Airflow Arrow:** Identify the airflow arrow printed on the filter's frame. This arrow indicates the direction in which air should flow through the filter.
3. **Insert the Filter:** Slide the filter into the designated opening in your home furnace, air conditioner, or HVAC system. Ensure the airflow arrow on the filter frame points towards the blower motor of your unit. This is crucial for proper filtration and system performance.


# Easy Install

1



**REMOVE PLASTIC  
& LABEL**

2



**FIND ARROW & POINT  
TOWARDS THE UNIT**

3



**PLACE FILTER INTO  
CENTER UNIT**

**OR**



**PLACE FILTER INTO  
WALL UNIT**

*Image 3: Step-by-step guide for easy filter installation, showing removal of plastic, locating the arrow, and placement in central or wall units.*

## Installation Video Guide:

Your browser does not support the video tag.

*Video 1: Official Filtrete video demonstrating the installation process for an AC furnace air filter. This video highlights the importance of the airflow arrow and proper placement.*

Your browser does not support the video tag.

*Video 2: A seller-provided video demonstrating the easy installation of the Filtrete MPR 2200 MERV 13 air filter, emphasizing the correct orientation of the airflow arrow.*

## 4. OPERATING PRINCIPLES AND FILTRATION CAPABILITIES

The Filtrete 20x25x1 MPR 2200 filter is engineered with advanced electrostatic technology to effectively capture a wide range of airborne particles. Its 2200 MPR (Microparticle Performance Rating) and MERV 13 rating signify its high filtration efficiency.

### What it Captures:

- **Large Particles:** Effectively traps lint, pollen, and household dust.



- **Microparticles:** Captures up to 69% of small particles (0.3 to 1 micron) such as pet dander, smoke, smog particles, cough/sneeze debris, PM 2.5, and candle soot.
- **Biological Contaminants:** Filters out bacteria and up to 78% of airborne virus particles.
- **Allergens:** Certified asthma and allergy-friendly, it significantly reduces common allergens in the air.

## Particles Captured

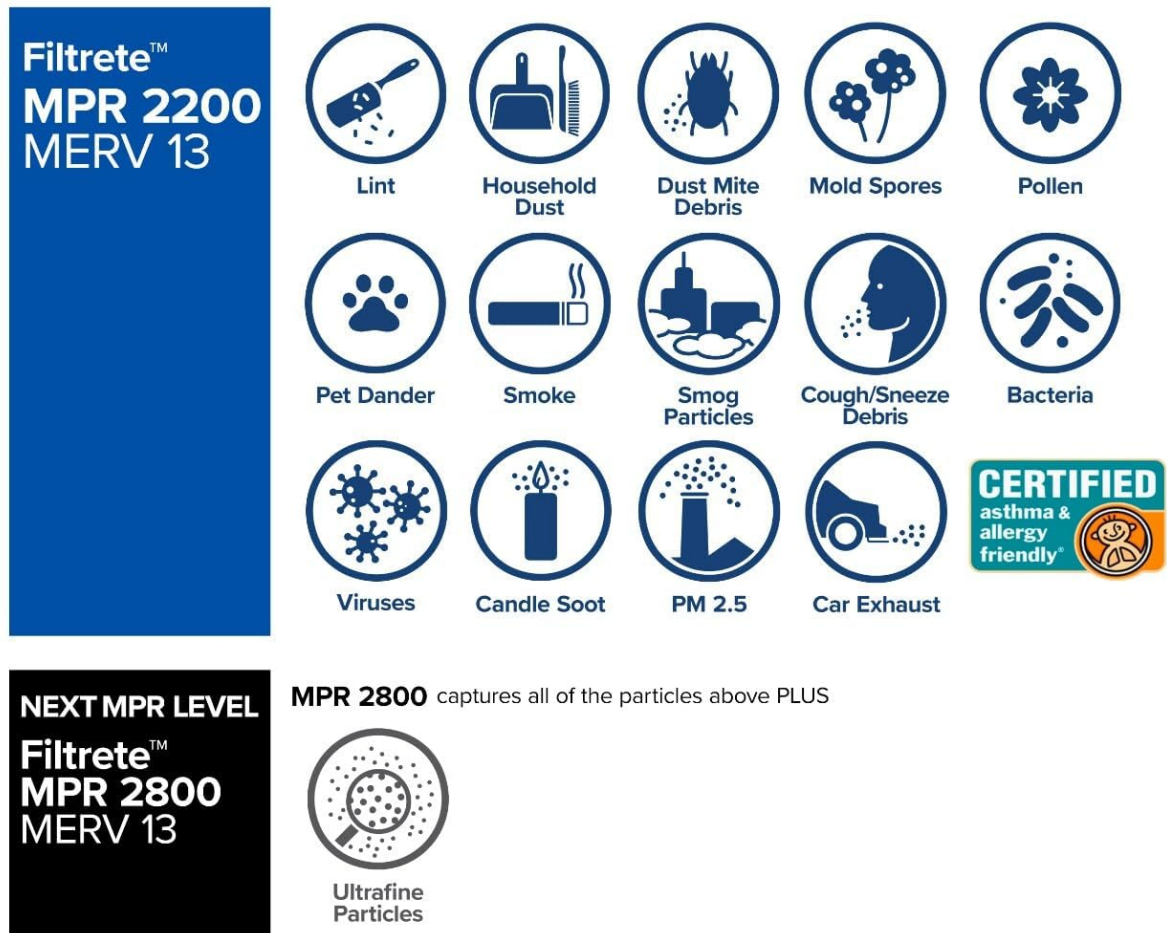


Image 4: Infographic detailing the types of particles captured by Filtrete MPR 2200 MERV 13 filters, including lint, dust, pet dander, smoke, bacteria, and viruses.

### Airflow and Efficiency:

The filter's design ensures minimal airflow restriction while maximizing particle capture, which helps your furnace or air conditioner run efficiently. This contributes to energy savings and prolongs the lifespan of your HVAC system.

Your browser does not support the video tag.

Video 3: A short preview video demonstrating the superior airflow of Filtrete filters compared to competitors, highlighting energy efficiency.

## 5. MAINTENANCE

To maintain optimal air quality and system efficiency, it is essential to regularly change your Filtrete air filter. The recommended replacement interval is at least once every 90 days (3 months). However, the actual

lifespan of the filter can vary based on individual home conditions, such as the presence of pets, smokers, or high levels of dust and pollen.

### When to Change Your Filter:

- Every 3 months under normal conditions.
- More frequently if you have pets, allergies, or live in an area with high pollution or construction.
- Visually inspect the filter regularly; if it appears heavily soiled or clogged, replace it immediately.

### Setting Reminders:

You can utilize the Filtrete Smart App to set alerts and reminders for filter changes. Simply download the app, scan the barcode on your filter, and configure your preferred alert schedule.



Image 5: Instructions for setting filter change reminders using the Filtrete Smart App.

## 6. TROUBLESHOOTING

While Filtrete filters are designed for reliable performance, certain issues can arise if maintenance is neglected:

- **Reduced Airflow:** A heavily clogged filter can restrict airflow, causing your HVAC system to work harder

and potentially leading to reduced heating or cooling efficiency. This can also cause coils to freeze in AC units.

- **Increased Energy Bills:** When your system struggles due to a dirty filter, it consumes more energy, resulting in higher utility costs.
- **Poor Air Quality:** An old or dirty filter loses its ability to capture particles effectively, leading to a decline in indoor air quality and potentially exacerbating allergy or asthma symptoms.

If you experience any of these issues, inspect your filter and replace it if it appears dirty. Regular replacement as per the maintenance schedule is the best preventative measure.

## 7. SPECIFICATIONS

Feature	Detail
Brand	Filtrete (by 3M)
Model Number	EA03-2PK-1E
Nominal Size	20x25x1 inches
Actual Dimensions	19.81"L x 24.81"W x 0.81"Th
Material	Polypropylene
MERV Rating	13
MPR Rating	2200 (Elite Allergen)
Filter Life	Up to 3 months (90 days)
Compatible Devices	Furnace, Air Conditioner, Heat Pump
Item Weight	2.03 pounds
UPC	638060656846

## 8. WARRANTY INFORMATION

This 3M product is covered by a Limited Warranty, ensuring it will be free from defects in material and manufacture. The user is responsible for determining if the product is suitable for their specific application. In the event of a defective 3M product, your exclusive remedy and 3M's sole obligation will be, at 3M's option, to replace the product or refund the purchase price. This warranty does not cover normal wear and tear, or damage resulting from accident, misuse, alteration, or lack of reasonable care. For detailed warranty claims or inquiries, please refer to the official Filtrete website or contact 3M customer support.






## 9. SUPPORT AND CONTACT

For additional information, helpful tips, or support regarding your Filtrete air filter, please visit the official Filtrete website:

[www.filtrete.com](http://www.filtrete.com)

You can also find more information and contact details through the [Filtrete Store on Amazon](#).

## Related Documents - EA03-2PK-1E

 <p><b>Filtrete™</b> Elite Room Air Purifier Purificateur d'air de chambre Purificador de aire de sala</p> <p>de Filtrete Media Supply Corporation, 10000 Highway 100, Suite 100, Houston, TX 77060 Sans garantie ni remboursement de la part de Filtrete Media Supply Corporation, 10000 Highway 100, Suite 100, Houston, TX 77060 Sin garantía ni reembolso de la parte de Filtrete Media Supply Corporation, 10000 Highway 100, Suite 100, Houston, TX 77060 Para más información visite <a href="http://www.filtrete.com">www.filtrete.com</a> Pour plus d'informations visitez <a href="http://www.filtrete.com">www.filtrete.com</a> Para obtener más información, consulte la lista <a href="http://www.filtrete.com">www.filtrete.com</a></p>	<p><a href="#">Filtrete Elite Room Air Purifier User Manual and Guide</a></p> <p>Comprehensive guide for the Filtrete Elite Room Air Purifier (Models FAP-C01-A, FAP-C02-A2, FAP-C03-A2). Learn about its features, operation, filter replacement, maintenance, troubleshooting, safety, and warranty information.</p>
 <p><b>eureka!</b> 4870 Series</p> <p><b>OWNER'S GUIDE</b> Guía del Propietario</p> <p>Thank you for purchasing your new Eureka Vacuum! Merci d'avoir acheté votre nouveau aspirateur Eureka! Gracias por la compra de su nueva aspiradora Eureka!</p> <p>Before cleaning, call Eureka Customer Service before you start cleaning. Avant de nettoyer, appelez le service à la clientèle Eureka. Antes de limpiar, llame al servicio al cliente Eureka.</p> <p>HELPLINE (USA/Canada) 1-800-282-2886</p> <p>www.eureka.com</p>	<p><a href="#">Eureka 4870 Series Upright Vacuum Cleaner Owner's Guide</a></p> <p>Comprehensive owner's guide for the Eureka 4870 Series upright vacuum cleaner, covering important safeguards, maintenance, accessory use, troubleshooting, and warranty information.</p>
 <p><b>PRO+AQUA</b> PRO-WELL SERIES INSTALLATION MANUAL</p>	<p><a href="#">PRO+AQUA PRO-WELL Series Installation Manual</a></p> <p>Comprehensive installation manual for the PRO+AQUA PRO-WELL Series water filtration systems. Includes detailed instructions, diagrams, troubleshooting, and warranty information.</p>
 <p><b>Assistive Devices</b> 2021 Catalog</p> <p>Use your benefit to save on assistive devices. healthy benefits</p> <p>Available at Walmart</p>	<p><a href="#">WellCare Assistive Devices Catalog 2021   Shop for Health Benefits</a></p> <p>Explore the WellCare Assistive Devices 2021 Catalog. Learn how to use your benefit to purchase essential health and mobility aids from top brands like WellCare, Walmart, and more. Includes product listings, shopping guides, and FAQs.</p>
 <p><b>INSTALLATION GUIDE</b> WHOLE-HOUSE WATER FILTRATION - PRO-100-E</p> <p><b>PRO+AQUA</b> PRO-100-E</p>	<p><a href="#">PRO+AQUA PRO-100-E Whole-House Water Filtration System Installation Guide</a></p> <p>Comprehensive installation guide for the PRO+AQUA PRO-100-E whole-house water filtration system. Learn how to install, maintain, and reverse flow for optimal performance. Includes components list, tools, warranty, and operational parameters.</p>