

Lysol 18790911

Lysol Cling Gel Toilet Bowl Cleaner User Manual

Model: 18790911

PRODUCT OVERVIEW

Lysol Cling Gel Toilet Bowl Cleaner is designed to clean and disinfect, leaving a fresh, clean scent. Its thick formula coats the bowl both above and below the waterline, and the angled bottle allows for targeting hard-to-reach areas, including under the rim. This product effectively cleans and deodorizes, will not harm plumbing or septic systems, and kills 99.9% of viruses and bacteria.



Image: Three bottles of Lysol Cling Gel Toilet Bowl Cleaner, highlighting its cleaning and disinfecting properties.

Key Features

- Cleans and deodorizes effectively.
- Leaves a fresh, clean scent.
- Angled bottle design for targeting hard-to-reach areas, including under the rim.
- Thick liquid formula adheres to the bowl for superior cleaning.
- Kills 99.9% of viruses and bacteria.
- Safe for plumbing and septic systems.

**ELIMINATES 99.9% OF
VIRUSES & BACTERIA***

REMOVES TOUGH STAINS AND TOILET BOWL RINGS



Image: Visual demonstration of the cleaner's effectiveness in removing tough stains and toilet bowl rings.

INGREDIENTS

The product contains the following active ingredients:

- Alkyl (C14 50%, C12 40%, C16 10%) Dimethyl Benzyl Ammonium Chloride
- Octyl Decyl Dimethyl Ammonium Chloride
- Didecyl Dimethyl Ammonium Chloride
- Dioctyl Dimethyl Ammonium Chloride

DIRECTIONS FOR USE

It is a violation of Federal law to use this product in a manner inconsistent with its labeling. Read the entire label before using product.

To Open Child-Resistant Cap:

1. Hold bottle firmly with one hand on a flat surface.
2. With other hand, squeeze sides of cap where indicated and while turning counter-clockwise.
3. Do not remove cap. Avoid squeezing bottle while opening.

4. To re-seal, twist cap clockwise until tightly closed.

To Clean/Disinfect/Sanitize:

1. Flush toilet before cleaning.
2. Apply 4 oz. to coat the bowl including under the rim. **Do not close lid.**
3. To Clean: Scrub entire bowl and under rim thoroughly.
4. Disinfect: Let sit for 10 minutes.
5. Sanitize: Let sit for 30 seconds.
6. Then flush.
7. Rinse brush in fresh water after use.
8. Repeat if needed.





Image: Detailed view of the product's back label, providing comprehensive usage instructions and safety information.

STORAGE AND DISPOSAL

Storage:

Store in original container in a cool, well-ventilated area, inaccessible to small children. Keep securely closed.

Pesticide Disposal:

To avoid waste, use all material in this container according to label directions.

Container Disposal:

Non-refillable container. Do not reuse or refill this container. If empty: Place in trash or offer for recycling, if available. If partly filled: Call your local solid waste agency for disposal instructions.

SAFETY INFORMATION AND PRECAUTIONS

Precautionary Statements:

Hazards to Humans and Domestic Animals

WARNING: Causes substantial but temporary eye injury. Do not get in eyes or on clothing. Wear protective eyewear such as goggles or face shield or safety glasses. Wash thoroughly with soap and water after handling and before eating, drinking, chewing gum or using tobacco. Remove and wash contaminated clothing before reuse.

First Aid:

If in eyes: Hold eye open and rinse slowly and gently with water for 15-20 minutes. Remove contact lenses, if present, after the first 5 minutes, then continue rinsing eye. Call a Poison Control Center or doctor for treatment advice.

Physical and Chemical Hazard:

Never use with Chlorine Bleach or any other chemical product.

- Contains no phosphates.
- This bottle is made of 25% post-consumer recycled plastic.

PRODUCT SPECIFICATIONS

Brand	Lysol
Item Form	Liquid
Scent	Country
Specific Uses For Product	Toilet
Material Feature	Scented
Product Dimensions	2.5 x 3.75 x 10.25 inches; 1.82 Pounds
Item Model Number	18790911
Manufacturer	Reckitt Benckiser
Date First Available	July 7, 2011

SUPPORT AND CONTACT INFORMATION

For questions, comments, or in case of an emergency, you may contact the manufacturer directly.


Contact Number: 1-800-228-4722

Website: www.rbnainfo.com

Have the product container or label with you when calling a Poison Control Center or doctor, or going for treatment.

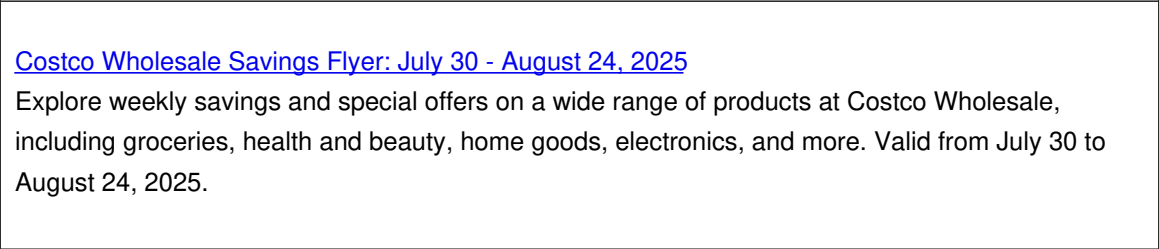
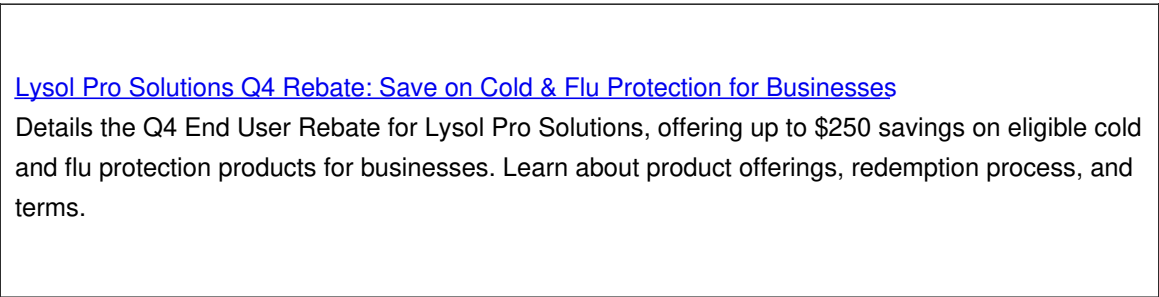
© 2025 Lysol. All rights reserved.

Related Documents - 18790911

A promotional graphic for the Lysol Pro Solutions Summer Savings Rebate Offer. It features the Lysol logo at the top left, followed by the text 'Dive into Summer Savings!'. Below this, there are three categories of products: 'Bathroom & Toilet Bowl Cleaners', 'Lysol® Air Sanitizers', and 'Lysol® Disinfecting Wipes'. Each category has a small image of the product. At the bottom, there is a QR code and the text 'SAVE ON LYSOL PRO SOLUTIONS'.

[Lysol Pro Solutions Summer Savings Rebate Offer](#)

Details the Lysol Pro Solutions Q3 End User Rebate program, offering up to \$250 savings on eligible disinfecting wipes, air sanitizers, and bathroom cleaners from Reckitt. Includes product listings, rebate amounts, and redemption instructions valid from July 1 to September 30, 2025.



[Nassimi Cleaner Disinfectant Compatibility Chart](#)

Nassimi provides a detailed chart comparing the compatibility of various cleaners and disinfectants with materials like faux leather, polyurethane, and silicone, outlining their effects and offering important usage guidelines.

