

Manuals+

[Q & A](#) | [Deep Search](#) | [Upload](#)

Futuro 46815EN

FUTURO Comfort Stabilizing Back Support User Manual

Model: 46815EN | Brand: Futuro

PRODUCT OVERVIEW

The FUTURO Comfort Stabilizing Back Support is designed to provide firm, customizable support for a stiff, strained, or aching back. Its anatomical design allows for a natural range of motion while ensuring the back panel evenly distributes support. Made with breathable materials, it enhances airflow to help keep skin dry, ensuring comfort during everyday activities.



Image: FUTURO Comfort Stabilizing Back Support in its retail packaging, highlighting the product's branding and key features.


Key Features:

- **Firm Design:** Offers customizable levels of support and compression.
- **Adjustable Straps:** Provide a personalized and secure fit.
- **Breathable Materials:** Enhance airflow to help keep skin dry and comfortable.
- **Anatomical Design:** Allows for natural range of motion.
- **Even Support Distribution:** Back panel is designed to evenly distribute support across the back.

SETUP AND SIZING

Before first use, ensure the back support is clean and free from any packaging materials. To select the correct size, measure around your waist at the navel. Refer to the sizing chart below to find your appropriate size.

SIZING CHART



TO MEASURE:

Measure around
waist at navel.

SIZES:

SMALL/MEDIUM

29.0-49.0 in
(73.6-99.1 cm)

LARGE/X-LARGE

39.0-50.0 in
(99.1-127.0 cm)

Image: Detailed sizing chart illustrating how to measure your waist at the navel to determine the correct size for the back support.

FUTURO Back Support Sizing Chart

Size	Waist Measurement (Inches)	Waist Measurement (CM)
Small/Medium	29.0-49.0 in	73.6-99.1 cm
Large/X-Large	39.0-50.0 in	99.1-127.0 cm
(Not specified in input, placeholder)	(Not specified in input, placeholder)	(Not specified in input, placeholder)

Note: The 2XL/3XL size was mentioned in features but specific measurements were not provided in the input data.

WEARING AND ADJUSTMENT

Follow these steps to properly wear and adjust your FUTURO Comfort Stabilizing Back Support for optimal comfort and effectiveness:

1. **Position the Support:** Place the back support around your lower back, ensuring the padded section is centered on your spine. The wider part of the brace should be at the back, covering the lumbar area.




Image: A person wearing the FUTURO back support, demonstrating proper placement around the lower back.

2. **Secure the Main Belt:** Bring the main belt ends around to the front of your body. Overlap the ends and secure them firmly using the Velcro closure. Adjust for a snug but comfortable fit around your abdomen.




Image: Rear view of the FUTURO back support being worn, showing the anatomical design and how it conforms to the back.

3. **Adjust Side Straps for Compression:** Locate the two smaller, elastic side straps. Pull these straps forward to your desired level of compression and secure them to the front of the main belt using their Velcro closures. These straps allow for fine-tuning the support and tightness.
4. **Check for Comfort:** Ensure the brace feels supportive without being overly restrictive or causing discomfort. You should be able to move naturally while feeling the stabilizing effect.

The firm padding and breathable materials contribute to both effective support and comfort during extended wear.



Support cushion pads
help target sore,
aching muscles

Image: Close-up of the interior of the back support, highlighting the firm, padded areas designed to target and support sore or aching muscles.



Back panel evenly
distributes support

Image: The back panel of the FUTURO back support, illustrating how it is designed to evenly distribute support across the lower back.



Breathable materials allow airflow to help keep skin dry

Image: Close-up of the breathable materials used in the FUTURO back support, designed to allow airflow and keep skin dry.

CARE AND MAINTENANCE

Proper care will extend the life of your FUTURO Comfort Stabilizing Back Support. Always refer to the product's care label for specific instructions.

- **Washing:** Hand wash with mild soap in cold water. Do not use bleach or fabric softener.
- **Drying:** Air dry flat. Do not machine wash or tumble dry. Do not iron.
- **Storage:** Store in a cool, dry place away from direct sunlight when not in use. Ensure Velcro closures are fastened to prevent lint and debris accumulation.

TROUBLESHOOTING

If you experience any issues with your back support, consider the following common solutions:

- **Discomfort or Rubbing:**

- Ensure the brace is not too tight. Loosen the main belt and side straps slightly.
- Adjust the position of the brace to ensure the padded area aligns correctly with your lower back.
- Wear a thin layer of clothing underneath the brace if skin irritation occurs.

• **Lack of Support:**

- Tighten the main belt and side straps until you feel adequate, firm support.
- Verify that the brace is positioned correctly on your lower back.
- Check the sizing chart to ensure you are using the appropriate size for your waist measurement.

• **Velcro Not Holding:**

- Clean any lint or debris from the Velcro fasteners.
- Ensure the Velcro is fully engaged when fastening.
- If the Velcro is worn out, consider replacing the product for optimal performance.

If problems persist, consult a healthcare professional or contact Futuro customer support.

PRODUCT SPECIFICATIONS

Attribute	Detail
Model Number	46815EN
Brand	Futuro
Product Dimensions	5 x 4 x 9.25 inches
Item Weight	11.2 ounces
Color	Grey
Department	Unisex-Adult
First Available Date	December 15, 2006

WARRANTY AND SUPPORT

For detailed warranty information and customer support, please refer to the official Futuro website or the "Instructions for Use (IFU)" document provided with your product.

You can also find the digital version of the Instructions for Use (IFU) here [FUTURO Back Support IFU \(PDF\)](#)

For further assistance, contact Futuro customer service through their official channels.



[pdf] Dimension Guide

34358 FUTURO BackNeck Final 91214 multimedia 3m mws media 1006239O futuro bracing folder neck ab and back insert

neck, abdomen back supports Chronic back pain, especially in the area of the lumbar spine lower b ... lon, fiberboard, spandex, acrylic Color: White Cat. No. Description Case Wt. lbs Case Cu. Ft. **46815EN** Stabilizing Back Support, Small/Medium, 29.0-39.0 in./73.6-99.1 cm 2.03 0.30 46816EN St...

lang:en score:22 filesize: 282.66 K page_count: 2 document date: 2014-09-12



[pdf] Catalog

Health Supports Braces ROC Commerce Our expert panel of engineers and medical professionals brings innovative technology to every product we make TM Adjustable 73 129cm 3M Product code FUTURO 051131 20076 Catalog powelltoolsupplyinc assets ascend prod roccommercloud Production acc47294919a444dc19479bb004a4827 |||

Health Supports Braces 2015 Product Catalogue Our expert panel of engineers and medical profession ... e Small/Medium 73.6 - 99.1cm Large/Xlarge 2XLarge/3XLarge 99.1 - 127.0cm 127.0 - 152.4cm **46815EN** 46816EN 46917EN 71.95 71.95 71.95 Yes Yes 051131201552 051131200760 051131...

lang:en score:14 filesize: 3.21 M page_count: 26 document date: 2015-02-26