

## Manuals+

[Q & A](#) | [Deep Search](#) | [Upload](#)

manuals.plus /

- › [Maxell](#) /
- › [Maxell DVP-126L DVCPPro Video Tape User Manual](#)

## Maxell DVP-126L

# Maxell DVP-126L DVCPPro Video Tape User Manual

Model: DVP-126L

## 1. PRODUCT OVERVIEW

The Maxell DVP-126L DVCPPro Video Cassette is a high-performance, large-format digital video tape designed for professional news gathering (ENG) and electronic field production (EFP) environments. This 6.35mm wide metal particle cassette offers 126 minutes of recording time, ensuring ample capacity for demanding broadcast applications.



An image showing the Maxell DVP-126L DVCPPro video cassette. The tape is black with 'Maxell', '126', and 'DVCPRO' branding visible on its surface. A clear window on the left side reveals the tape reel.

## 2. KEY FEATURES

- **Advanced Metal Particle Coating:** Utilizes a 0.1µm Ceramic Armor metal particle coating to achieve higher magnetic energy, enhancing recording quality.
- **Optimized Surface Smoothness:** New calendaring technology ensures an ultra-smooth tape surface, leading to improved short wavelength output and reduced noise for broadcast-quality recordings.
- **Minimized Head Abrasion:** Uniformly dispersed fillers in the tape formulation reduce friction between the head and tape during high-speed rotations, minimizing head wear and cleaning debris.
- **Enhanced Durability:** The binder system provides long-term durability, suitable for extreme ENG/EFP environments and demanding editing/playback modes like still-frame and shuttle.
- **Clear Tape View:** A large shell window design allows for easy monitoring of remaining tape and winding conditions.
- **Static-Resistant Design:** The videocassette shell and cover feature a static-resistant resin to prevent dust and foreign particle attraction, which helps maintain a low error rate.

## 3. USAGE GUIDELINES

### 3.1. Loading and Recording

Ensure your DVCPPro recorder is clean and in good working order before inserting the tape. Gently insert the

cassette into the tape slot of your compatible DVCPro recording device. Follow your recorder's specific instructions for loading and initiating recording. Always ensure the tape is fully rewound before storage or removal.

### 3.2. Playback

Insert the recorded DVCPro cassette into a compatible DVCPro player or recorder. Use the device's controls to play, fast-forward, rewind, or shuttle through the footage. For optimal playback quality, ensure the playback device's heads are clean.

### 3.3. Care and Handling

- Avoid touching the tape surface directly.
- Keep the cassette case closed when not in use to prevent dust and debris accumulation.
- Handle tapes by the edges of the cassette shell.
- Do not expose tapes to strong magnetic fields.

## 4. STORAGE RECOMMENDATIONS

Proper storage is crucial for maintaining the longevity and quality of your DVCPro tapes:

- Store tapes in their original protective cases.
- Keep tapes in a cool, dry environment, away from direct sunlight and extreme temperature fluctuations.
- Avoid areas with high humidity or dust.
- Store tapes vertically to prevent warping of the cassette shell.
- Keep tapes away from electronic devices that generate magnetic fields, such as speakers or motors.

## 5. TROUBLESHOOTING

If you encounter issues, consider the following common solutions:

Problem	Possible Cause	Solution
Video dropouts or static	Dirty video heads on recorder/player; dust on tape surface; tape damage.	Clean video heads according to device manual; ensure tape is stored in a clean environment; inspect tape for visible damage.
Tape not loading/ejecting properly	Cassette misalignment; foreign object in tape slot; device malfunction.	Ensure cassette is inserted correctly; check for obstructions; consult device manual or service center.
Poor recording quality	Dirty heads; incorrect recording settings; tape nearing end of life.	Clean video heads; verify recorder settings; try a new tape.

## 6. SPECIFICATIONS

Attribute	Detail
Brand	Maxell
Model Number	DVP-126L (Item Model Number: 303211)
Recording Capacity	126 Minutes




Attribute	Detail
Tape Width	6.35mm
Tape Type	Metal Particle, Digital Video Cassette
Product Dimensions	8 x 3.4 x 5.5 inches
Item Weight	3.3 pounds (1.5 Kilograms)
UPC	025215244582
Manufacturer	Maxell
Date First Available	June 6, 2011




## 7. WARRANTY AND SUPPORT

For information regarding product warranty, technical support, or service, please contact Maxell directly through their official website or customer service channels. Retain your purchase receipt as proof of purchase for any warranty claims.

© 2024 Maxell. All rights reserved.

### Related Documents - DVP-126L

	<p><a href="#">Maxell Smart LED Bulb LEDA19E26 User Manual</a></p> <p>Comprehensive user manual for the Maxell Smart LED Bulb (LEDA19E26), detailing features like Wi-Fi connectivity, voice control, dimming, multicolor options, app setup, device pairing, and various control modes including white, color, scene, timer, schedule, grouping, and music sync.</p>
	<p><a href="#">Maxell DISTRIKT Wireless Speaker User Manual and Specifications</a></p> <p>User manual for the Maxell DISTRIKT Wireless Speaker, detailing its features, operation, specifications, package contents, and TWS functionality. Includes instructions for Bluetooth pairing, music control, and call handling.</p>
	<p><a href="#">Maxell LEDBR30E26 Smart LED Bulb: User Manual &amp; Features</a></p> <p>Discover the Maxell LEDBR30E26 Smart LED Bulb. This guide covers Wi-Fi connectivity, voice control, dimming, multicolor options, app setup, and various control modes for smart home lighting.</p>

 <p>maxell Bluetooth <b>Dual Driver TWS</b> Model: TWDD-BK</p> <p>TWDD-BK FCC ID: [FCC ID]</p>	<p><a href="#">Maxell Dual Driver TWS Wireless Earbuds User Manual</a></p> <p>User manual for the Maxell Dual Driver TWS wireless earbuds (Model: TWDD-BK), detailing specifications, charging, pairing, controls, warranty, and FCC compliance information.</p>
 <p>maxell <b>2WAY</b> WALKIE TALKIE RADIO</p> <p>QR CODE</p> <p>GET USER MANUAL MAXELL 2WAY WALKIE TALKIE RADIO</p>	<p><a href="#">Maxell 2WAY Walkie Talkie Radio RAD-2 User Manual</a></p> <p>User manual for the Maxell 2WAY Walkie Talkie Radio (Model RAD-2). Learn about setup, operation, features like channel selection, volume control, and battery management for effective communication.</p>
 <p>maxell MXH-BTGD50</p>	<p><a href="#">Maxell MXH-BTGD50 Bluetooth Wireless Earphones User Manual</a></p> <p>User manual for the Maxell MXH-BTGD50 Bluetooth wireless earphones, covering setup, usage, safety precautions, troubleshooting, and specifications.</p>