

Omni Audio CD (ASIN: B0054DFGU2)

Orion 2000 Audio CD Instruction Manual

By Peter Thomas Sound Orchestra

1. INTRODUCTION

About the Orion 2000 Audio CD

The Orion 2000 Audio CD, by the renowned Peter Thomas Sound Orchestra, is a unique and historically significant release. Originally pressed in limited quantities as a German library LP in 1975, this recording is celebrated as the 'Holy Grail' of Kraut-Space-Funk. It features a distinctive blend of pounding drums, buzzing basses, flailing horns, and electronic effects, creating a sound often described as 'Blaxploitation-Kraut-Jazz-in-Space'. This remastered edition includes the original artwork and three previously unreleased tracks, offering a comprehensive experience of this near-mythical work.



Figure 1: Front cover of the Orion 2000 Audio CD, featuring the album title and artist name on a white background with radiating blue lines.

ORION 2000

Orchestra Peter Thomas

The 'Holy Grail' of Kraut-Space-Funk. The highpoint of a career that boasts the legendary *Space Patrol (Raumpatrouille)* and *Charlots Of The Gods* soundtracks, Peter Thomas' *Orion 2000* is a near-mythical release that was only ever pressed in miniscule amounts as a German library LP (in 1975) and has never been available commercially before now. Drums pound, basses buzz, horns flail and star-maidens wail. Berserk electronic and musique-concrete effects collide with manic energy. There is nothing on this world (or any other) that sounds like the 'Blaxploitation-Kraut-Jazz-In-Space' sound of the Orchestra Peter Thomas. Remastered from the original master tapes and presented with exclusive liner notes, the original artwork, four ultra rare extra tracks and rare photos. The Star-People have, at last, landed.




Side 1				
1. UNDER CONTROL	2'39	Peter Thomas	Electric Beat	* Denotes extra tracks
2. POWER BOOST	2'22	Peter Thomas	Strong Beat	
3. HEDONO	3'05	Peter Thomas	Beat	
4. MARS CLOSE UP	2'31	Peter Thomas	Electric Beat	
5. POZZOLICCO	1'48	Peter Thomas	Rock Beat	
6. FLASH POINT	2'34	Peter Thomas	Fast Beat	
7. ROCKIN' COMPUTER	2'08	Peter Thomas	Rock Beat	
8. MOONTOWN	3'32	Peter Thomas	Electric Beat	
9. GAMBLIN' OSTINATO	2'38	Peter Thomas	Beat	
10. KATACHI	2'01	Peter Thomas	Rock Beat	
11. MALAPARTE SINUS	2'54	Peter Thomas	Electric Beat	
12. MEETING: PALERMO	2'39	Peter Thomas	Beat	 THE OMNI RECORDING CORPORATION <small>© & © The Omni Recording Corporation 2011 Omni 149 worldwentdown.com/omni omni@worldwentdown.com</small>
13. UMPTA-LADY *	2'30	Peter Thomas	Electric Beat	
14. MOTORAMA *	2'35	Peter Thomas	Strong Beat	
15. CRASH *	2'10	Peter Thomas	Rock Beat	
16. CAT BEAT *	2'40	Peter Thomas	Beat	

Figure 2: Back cover of the Orion 2000 Audio CD, displaying the full tracklist, track durations, artist credits, and beat types, along with copyright information and the Omni Recording Corporation logo.

2. SETUP

Unpacking and Inspection

- Carefully remove the Audio CD from its packaging.
- Inspect the CD for any visible damage, such as cracks or deep scratches, which may affect playback.
- Ensure the jewel case and any accompanying booklet are present and in good condition.

Preparing for Playback

1. Open the CD jewel case and gently remove the disc by pressing down on the center hub and lifting the disc by its edges.
2. Avoid touching the playing surface (the shiny side) of the disc to prevent fingerprints and smudges.
3. Insert the CD into a compatible Audio CD player, ensuring the label side is facing up.

3. OPERATING INSTRUCTIONS

Playing the Audio CD

1. Ensure your Audio CD player is powered on and connected to an audio system.
2. Select the correct input source on your audio system for the CD player.
3. Press the **PLAY** button on your CD player. The disc should begin playing from the first track.
4. Use the **SKIP/NEXT** and **PREVIOUS** buttons to navigate between tracks.
5. Use the **PAUSE** and **STOP** buttons as needed.

Track List

The Orion 2000 Audio CD features 15 tracks, including three previously unreleased bonus tracks. The full tracklist is as follows:

No.	Title	Duration	Artist	Beat Type
1.	UNDER CONTROL	2'39	Peter Thomas	Electric Beat
2.	POWER BOOST	2'22	Peter Thomas	Strong Beat
3.	HEDONO	3'05	Peter Thomas	Beat
4.	MARS CLOSE UP	2'31	Peter Thomas	Electric Beat
5.	POZZOLICCO	1'48	Peter Thomas	Rock Beat
6.	FLASH POINT	2'34	Peter Thomas	Fast Beat
7.	ROCKIN' COMPUTER	2'08	Peter Thomas	Rock Beat
8.	MOONTOWN	3'32	Peter Thomas	Electric Beat
9.	GAMBLIN' OSTINATO	2'38	Peter Thomas	Beat
10.	KATACHI	2'01	Peter Thomas	Rock Beat
11.	MALAPARTE SINUS	2'54	Peter Thomas	Electric Beat
12.	MEETING: PALERMO	2'39	Peter Thomas	Beat
13.	UMPTA-LADY *	2'30	Peter Thomas	Electric Beat
14.	MOTORAMA *	2'35	Peter Thomas	Strong Beat
15.	CRASH *	2'10	Peter Thomas	Rock Beat

* Denotes extra tracks (previously unreleased).

4. MAINTENANCE

Cleaning the CD

- To clean the CD, use a soft, lint-free cloth (e.g., a microfiber cloth).
- Wipe the disc gently from the center outwards in a straight line, rather than in a circular motion.
- For stubborn smudges, slightly dampen the cloth with water or a specialized CD cleaning solution. Avoid using abrasive cleaners, solvents, or household sprays.
- Ensure the CD is completely dry before reinserting it into a player.

Storage

- Always store the Audio CD in its original jewel case or a protective sleeve when not in use.
- Keep the CD away from direct sunlight, high temperatures, and excessive humidity, as these can cause warping or damage to the disc.
- Store CDs vertically to prevent bending or pressure damage.

5. TROUBLESHOOTING

If you encounter issues while playing your Orion 2000 Audio CD, refer to the following common problems and solutions:

Problem	Possible Cause	Solution
CD does not play or is not recognized.	Incorrect insertion, dirty disc, player malfunction.	Ensure the CD is inserted correctly (label side up). Clean the disc as described in the Maintenance section. Try playing another CD to check if the player is functioning correctly.
Audio skips or stutters.	Dust, smudges, or scratches on the disc.	Clean the disc thoroughly. Inspect for deep scratches; severe damage may prevent proper playback.
No sound from the CD player.	Audio connections, volume settings.	Check all audio cables connecting the CD player to your amplifier/receiver. Ensure the volume is turned up on both the CD player and your audio system. Check that the correct input source is selected.

6. SPECIFICATIONS

- **Product Format:** Audio CD
- **ASIN:** B0054DFGU2
- **Label:** Omni
- **Manufacturer:** Omni
- **Number of Discs:** 1
- **Product Dimensions:** 5.59 x 0.39 x 4.92 inches (14.2 x 1.0 x 12.5 cm)
- **Item Weight:** 3.53 ounces (100 grams)
- **Date First Available:** June 5, 2011

7. WARRANTY AND SUPPORT

As an Audio CD, this product typically does not come with a manufacturer's warranty beyond ensuring it is free from defects upon purchase. If you received a damaged or defective disc, please contact your retailer or the point of purchase immediately for assistance.


For general inquiries about the Peter Thomas Sound Orchestra or the Omni Recording Corporation, please refer to official artist or label websites if available.

Related Documents - Audio CD (ASIN: B0054DFGU2)



[OMNI Bike Smart Lock User Manual: Operation and Setup Guide](#)

User manual for the OMNI Bike smart lock, detailing app installation, account registration, unlocking/locking procedures, system requirements, and FCC compliance. Learn to use OMNI's shared bike smart lock system.



[OC32 Bike Lock Specifications and Features | Omni](#)

Detailed specifications, features, and technical parameters for the Omni OC32 bike lock, a GPS positioning terminal for shared bicycles and electric vehicles. Includes connectivity, performance, and functional descriptions.




[G3-iot Controller User Manual - Omni Intelligent Technology](#)

User manual for the Omni G3-iot Controller, an IoT device for sharing scooters. Covers product introduction, frequency bands, APP installation, operation, hardware requirements, and compliance information.



[Omni D128IoT Sharing Scooter IOT Controller Operation Manual](#)

Official operation manual for the Omni D128IoT sharing scooter IOT controller. Learn how to install the OmniRide app, unlock/lock scooters using Bluetooth and QR codes, manage rides, and understand FCC compliance requirements.



Omni Scooter IoT Device Interface Protocol (Built-in IoT Version)

This document outlines the interface protocol for the Omni Scooter IoT Device (Built-in IoT Version), detailing communication commands, data formats, and encryption processes for seamless integration and operation.



Omni Sharing Bike Smart Lock Manual

A user manual for the Omni smart lock used for sharing bikes, detailing its introduction, app installation, account registration, unlocking/locking instructions, and hardware requirements. It also includes FCC warning statements.

