

Atrix VACOMEGASIPM

Atrix Omega Green VACOMEGASIPM Supreme Vacuum User Manual

Model: VACOMEGASIPM | Brand: Atrix

1. INTRODUCTION

The Atrix Omega Green Supreme IPM H13 HEPA vacuum (Model: VACOMEGASIPM) is a specialized, portable vacuum designed for pest management professionals. It offers superior filtration and convenient features for efficient operation in various environments.

Key features include:

- Three levels of filtration, including an H13 HEPA filter.
- Self-storage compartment for accessories.
- Powerful 1,000-hour rated Ametek® Advantek II motor.
- 25-foot detachable power cord.
- Quiet operation at less than 70dB.



Figure 1: Atrix Omega Green Supreme Vacuum and included accessories.

This manual provides detailed instructions for the safe and effective use, maintenance, and troubleshooting of your Atrix Omega Green Supreme vacuum.

2. SAFETY INFORMATION

WARNING: This product can expose you to chemicals including lead, which is known to the State of California to cause cancer and birth defects or other reproductive harm. For more information go to www.P65Warnings.ca.gov.

General Safety Precautions:

- Always unplug the vacuum from the power outlet before performing any maintenance, cleaning, or when not in use.
- Do not use the vacuum on wet surfaces or to pick up liquids. This vacuum is designed for dry pick-up only.

- Do not pick up flammable or combustible materials, hot ashes, or sharp objects.
- Keep hair, loose clothing, fingers, and all parts of the body away from openings and moving parts.
- Use only as described in this manual. Use only manufacturer's recommended attachments.
- Do not operate the vacuum with a damaged cord or plug. If the vacuum is not working as it should, has been dropped, damaged, left outdoors, or dropped into water, return it to a service center.
- Do not pull or carry by cord, use cord as a handle, close a door on cord, or pull cord around sharp edges or corners. Keep cord away from heated surfaces.
- Do not unplug by pulling on cord. To unplug, grasp the plug, not the cord.
- Do not handle plug or vacuum with wet hands.
- This appliance is not intended for use by persons (including children) with reduced physical, sensory or mental capabilities, or lack of experience and knowledge, unless they have been given supervision or instruction concerning use of the appliance by a person responsible for their safety.

3. PACKAGE CONTENTS

Verify that all components are present in the package:

- Atrix Omega Green Supreme Vacuum Unit
- Instruction Guide (this manual)
- 5.6" Clear Hose
- Ground Brush
- 3 Wands with Caps
- Shoulder Strap
- HEPA Filter (pre-installed or separate)

4. SETUP AND ASSEMBLY

4.1 Attaching the Hose

1. Locate the hose connection port on the side of the vacuum unit.
2. Insert the larger end of the 5.6" clear hose firmly into the connection port until it clicks into place.



Figure 2: Attaching the clear hose to the vacuum unit.

4.2 Assembling Wands and Attachments

1. Connect the desired wand sections together by twisting them firmly.
2. Attach the ground brush or other desired accessory (e.g., crevice tool) to the end of the assembled wand.
3. Insert the smaller end of the hose into the open end of the wand assembly.

4.3 Power Connection

1. Ensure the vacuum's power switch is in the "OFF" position.
2. Connect the detachable 25-foot power cord to the power inlet on the vacuum unit.
3. Plug the power cord into a standard 120V AC electrical outlet.



Figure 3: Internal view of the vacuum, showing the HEPA filter and power inlet.

5. OPERATING INSTRUCTIONS

5.1 Powering On/Off

To turn the vacuum on, locate the power switch on the unit and flip it to the "ON" position. To turn it off, flip the switch back to the "OFF" position.

5.2 Using the Vacuum

- Once powered on, guide the attached wand and accessory over the area to be cleaned.
- The vacuum's powerful suction will collect dust, debris, and pests into the HEPA filter system.
- For hands-free operation, attach the included shoulder strap to the designated loops on the vacuum unit.



Figure 4: Using the Atrix Omega Green Supreme with the shoulder strap for portability.

The HEPA filter is 99.97% efficient at 0.3 microns, effectively capturing a wide range of particles including bed bugs, cockroaches, rodent droppings, dry chemicals, and hazardous materials.

6. MAINTENANCE

6.1 HEPA Filter Replacement

The 1-gallon HEPA filter is designed for immediate containment and should be replaced when suction power decreases significantly or when the filter appears full. The filter includes three layers of 56 pleat media (one cellulose, two glass layers).

1. Ensure the vacuum is unplugged from the power outlet.
2. Open the vacuum unit to access the filter compartment (refer to Figure 3).
3. Carefully remove the old HEPA filter, ensuring not to dislodge any captured debris.

- 4. Dispose of the old filter according to local regulations for hazardous waste, if applicable.
- 5. Insert a new Atrix replacement HEPA filter, ensuring it is seated correctly.
- 6. Close the vacuum unit securely.

6.2 Cleaning the Unit and Accessories

- Wipe down the exterior of the vacuum unit with a damp cloth. Do not use harsh chemicals or abrasive cleaners.
- Clean the hose and accessories as needed. Ensure they are dry before reattaching.
- Before transport or storage, utilize the hose and filter plugs to prevent any pests or debris from escaping or spilling out.

7. TROUBLESHOOTING

Problem	Possible Cause	Solution
Vacuum does not turn on.	No power to the unit; power cord not fully plugged in; power switch off.	Check power outlet; ensure power cord is securely plugged into both the unit and the wall; confirm power switch is in "ON" position.
Reduced suction.	Full or clogged HEPA filter; clogged hose or attachment; hose not securely attached.	Replace HEPA filter; check hose and attachments for blockages and clear them; ensure hose is firmly connected to the unit and wand.
Unusual noise during operation.	Foreign object in hose or attachment; motor issue.	Turn off and unplug the vacuum. Inspect hose and attachments for obstructions and remove them. If noise persists, contact customer support.

8. SPECIFICATIONS

Feature	Detail
Brand	Atrix
Model Name	VACOMEGASIPM
Color	Green
Product Dimensions	20.25"L x 7.75"W x 10.75"H
Item Weight	12.1 pounds
Wattage	628 watts
Amperage	5.23 Amps
Voltage	120 volts

Feature	Detail
Filter Type	HEPA Filter (99.97% at .3 micron)
Capacity	1 gallon (filter)
Hose Length	1.8 Meters (approx. 5.9 feet)
Noise Level	70 dB
Special Features	Portable, corded, HEPA filtration, Bagless
Control Method	Voice <i>(Note: This specification from source data may refer to a feature not typically associated with this type of vacuum, likely a manual switch)</i>
UPC	838067000486

9. WARRANTY AND SUPPORT

9.1 Warranty Information

Atrix products are manufactured to high-quality standards. For specific warranty details regarding your Atrix Omega Green Supreme vacuum, please refer to the warranty card included with your purchase or visit the official Atrix website. Keep your purchase receipt as proof of purchase for warranty claims.

9.2 Customer Support

If you encounter any issues not covered in the troubleshooting section or require further assistance, please contact Atrix customer support. Contact information can typically be found on the Atrix website or on the product packaging.

You can also find a digital version of the user manual here:[Atrix Omega Green Supreme User Manual \(PDF\)](#)

10. PRODUCT VIDEOS

No official seller videos were provided for this product in the available data.



[pdf] User Manual Specifications Warranty Accessories


Provided by ManualsAndMore Download User Manual Atrix Omega IPM Vacuum Specifications

manualsandmore |||

Pest Management Vacuum Immediate Containment HEPA or ULPA Filter Cartridge

The Omega IPM vacuum is ... liable and will fit into hard to reach places. 3 year limited warranty. Omega IPM HEPA Vacuum Part# **VACOMEGASIPM** Replacement Parts Accessories Description Part # HEPA filter OF612HE ULPA filte...

lang:en score:35 filesize: 48.66 K page_count: 1 document date: 2019-07-23




[pdf] Label

Sampling Filter by Atrix SFU15/6 SPEC SHEET final atrix 2018 05 |||

Sampling Filter by Atrix SFU15/6 sold only as set of six 5.10 Outside Diameter fits 1.5 hose I ... alysis by trained professionals. The uses for the Atrix ATISF-U15 are varied and unlimited. VACBP1 **VACOMEGASIPM** VACBP36V Atrix The ULTRAFINE Vacuum Cleaner Company... since 1981. www.atrx.com sa...

lang:en score:28 filesize: 1.29 M page_count: 2 document date: 2017-10-11



[pdf] Borchure Label

ATISF U15 SFU15 6 Brochure Buy Dust Sampling Filter PACK of Atrix SFU156 Spec Sheet u1 atrix 2018 05 |||

SFU15/6 sold only as set of six Sampling Filter by Atrix 5.10 Outside Diameter fits 1.5 hose ... for analysis by trained professionals. The uses for the Atrix ATISF-U15 are varied and unlimited. **VACOMEGASIPM** VACBP36V Ultrafine Vacuums Built to Last. Quality Assured. www.atrx.com sales atrix...

lang:en score:27 filesize: 1.15 M page_count: 2 document date: 2018-07-20




[pdf] Specifications Dimension Guide Warranty Accessories

Omega Green Supreme IPM HEPA Vac INCLUDED CONTENTS A by Atrix B OVPE004B 25 120V Detachable Power Cord C AVPA011 Utility Nozzle 10 hours ago — A1DQV3J14IL m media amazon images I |||

Omega Green Supreme IPM HEPA Vac by Atrix **VACOMEGASIPM** WARRANTY 3 Year Limited SERVICE VACUUM WITH IMMEDIATE CONTAINMENT HEPA Filtration and Self Storage/Contained Accessories POWERFUL 1,000 Hour Rated Ametek Advantek II Motor QUIET 69 Decibels SAFE Immediate Containment HEPA Filter Cartridge with h...

lang:en score:27 filesize: 1.74 M page_count: 2 document date: 2017-12-14



[pdf] Label

Fiche produit 6 filtres d échantillonnage SFU15 Pest Supply Canada 1 Atrix Sample Filter final 1087 cdn shopify s files 0226 1949 |||

Sampling Filter by Atrix SFU15/6 sold only as set of six 5.10 Outside Diameter fits 1.5 hose I ... alysis by trained professionals. The uses for the Atrix ATISF-U15 are varied and unlimited. VACBP1 **VACOMEGASIPM** VACBP36V Atrix The ULTRAFINE Vacuum Cleaner Company... since 1981. www.atrrix.com sa...

lang:en score:25 filesize: 1.29 M page_count: 2 document date: 2017-10-11



[pdf] Specifications Dimension Guide Warranty Accessories Borchure

100011825 omega supreme ipm hepa vacuum brochure pestweb products documents T

Omega Green Supreme IPM HEPA Vacuum by Atrix **VACOMEGASIPM** WARRANTY 3 Year Limited SERVICE VACUUM WITH IMMEDIATE CONTAINMENT HEPA Filtration and Self Storage/Contained Accessories POWERFUL 1,000 Hour Rated Ametek Advantek II Motor QUIET 69 Decibels SAFE Immediate Containment HEPA Filter Cartridge wit...

lang:en score:22 filesize: 983.48 K page_count: 2 document date: 2021-03-04



[pdf] Specifications Dimension Guide Warranty Accessories

doc FF6D973715921C3708F9BAF643645A05578E1E9E pestweb assets files productdocuments

Omega Green Supreme IPM HEPA Vacuum by Atrix **VACOMEGASIPM** WARRANTY 3 Year Limited SERVICE VACUUM WITH IMMEDIATE CONTAINMENT HEPA Filtration and Self Storage/Contained Accessories POWERFUL 1,000 Hour Rated Ametek Advantek II Motor QUIET 69 Decibels SAFE Immediate Containment HEPA Filter Cartridge wit...

lang:en score:22 filesize: 936.12 K page_count: 2 document date: 2018-06-27

[pdf]

Breanna Miller Series Matrix Buy Omega Supreme Vacuum Atrix Vac Comparison Chart Final 2 atrix
2019 05 |||

Omega Vacuums PMP22VDC VACO22VDC VACOMEGASECRU VACOMEGAU
VACOMEGAH VACOMEGA VACOSE110 VACOMEGASLFH VACOSMRI
VACOMEGAS VACGRNS VACOHCS **VACOMEGASIPM** VACOMEGASECRH
VACOS220IPMF VACOMEGAS220FCT VACOSE220 VACOMEGAS220F
VACOMEGAUM2F Immediate Containment Filtration HEPA- H13 ULPA-H14 ULPA
ULPA HEPA Ultra...

lang:en score:19 filesize: 38.67 K page_count: 1 document date: 2019-05-21

[pdf]

Breanna Miller Immediate Containment OMEGA VACUUMS ESD Safe Power Source PMP22VDC HEPA
H13 Cordless VACO22VDC ULPA H14 VACOMEGASECRU 110 VACOMEGAU VACOMEGAH

VACOMEGA Ultrafine Omega Vac Comparison Chart atrix 2019 05 |||

OMEGA VACUUMS PMP22VDC VACO22VDC VACOMEGASECRU VACOMEGAU
VACOMEGAH VACOMEGA VACOSE110 VACOMEGASLFH VACOSMRI
VACOMEGAS VACGRNS VACOHCS **VACOMEGASIPM** VACOMEGASECRH
VACOS220IPMF VACOMEGAS220FCT VACOSE220 VACOMEGAS220F
VACOMEGAUM2F Immediate Containment Filtration HEPA- H13 ULPA-H14 ULPA
ULPA HEPA Ultra...

lang:fr score:16 filesize: 67.65 K page_count: 1 document date: 2019-05-21

ATRIX

Omega Vacuums	Immediate Containment Filtration	ESD Safe	Power Source
VACO22VDC	HEPA- H13		Cordless
VACOMEGASECRU	HEPA- H13	ESD Safe	Cordless
VACOMEGAUM2F	HEPA- H13		110V
VACOMEGAH	HEPA- H13		110V
VACOMEGA	HEPA- H13		110V
VACOSE110	HEPA- H13		110V
VACOMEGASLFH	HEPA- H13		110V
VACOSMRI	HEPA- H13		110V
VACOMEGAS	HEPA- H13		110V
VACGRNS	HEPA- H13		110V
VACOHCS	HEPA- H13		110V
VACOMEGASIPM	HEPA- H13		110V
VACOMEGASECRH	HEPA- H13		110V
VACOS220IPMF	HEPA- H13		110V
VACOMEGAS220FCT	HEPA- H13		110V
VACOSE220	HEPA- H13		110V
VACOMEGAS220F	HEPA- H13		110V

* All Product SKUs are hyperlinked to the product page for additional information

Omega Vacuums	Immediate Containment Filtration	ESD Safe	Power Source
VACO22VDC	HEPA- H13		Cordless
VACOMEGASECRU	HEPA- H13	ESD Safe	Cordless
VACOMEGAUM2F	HEPA- H13		110V
VACOMEGAH	HEPA- H13		110V
VACOMEGA	HEPA- H13		110V
VACOSE110	HEPA- H13		110V
VACOMEGASLFH	HEPA- H13		110V
VACOSMRI	HEPA- H13		110V
VACOMEGAS	HEPA- H13		110V
VACGRNS	HEPA- H13		110V
VACOHCS	HEPA- H13		110V
VACOMEGASIPM	HEPA- H13		110V
VACOMEGASECRH	HEPA- H13		110V
VACOS220IPMF	HEPA- H13		110V
VACOMEGAS220FCT	HEPA- H13		110V
VACOSE220	HEPA- H13		110V
VACOMEGAS220F	HEPA- H13		110V