

SPECTRA SP-PC

Spectra SP-PC Stereo Computer Transcription Headset User Manual

INTRODUCTION

This manual provides essential information for the proper setup, operation, and maintenance of your Spectra SP-PC Stereo Computer Transcription Headset. Please read these instructions carefully to ensure optimal performance and longevity of your device.

PRODUCT OVERVIEW

The Spectra SP-PC is a stereo headset designed for computer transcription and other audio applications. It features an under-chin bow design, twin speakers, and a 10-foot cord with a 3.5mm right-angle plug for convenient connection to various devices.






Image 1: The Spectra SP-PC Stereo Computer Transcription Headset, showing the under-chin design, twin speakers, and the coiled 10-foot cord with a 3.5mm right-angle plug.

SETUP

1. **Unpack the Headset:** Carefully remove the headset from its packaging. A black pouch is included for storage.
2. **Identify the Audio Jack:** Locate the 3.5mm right-angle plug at the end of the headset's 10-foot cord.
3. **Connect to Device:** Insert the 3.5mm plug into the audio output jack of your computer, laptop, tablet, or any compatible device. Ensure the connection is secure.

4. **Adjust System Volume:** The Spectra SP-PC headset does not feature an inline volume control. Adjust the audio volume directly through your computer's operating system or the application you are using.

OPERATING INSTRUCTIONS

1. **Wearing the Headset:** Position the headset with the flexible band resting gently under your chin. The twin speakers should sit comfortably just outside your ear canals. This under-chin design is intended for extended wear comfort.
2. **Audio Playback:** Once connected, initiate audio playback from your chosen application (e.g., transcription software, media player).
3. **Volume Adjustment:** Use your device's native volume controls to set the desired listening level.
4. **Optimized for Voice:** This headset is particularly suited for voice clarity, making it ideal for transcription tasks.



Image 2: A close-up view of the Spectra SP-PC headset, demonstrating how the under-chin band supports the earpieces for comfortable wear.

MAINTENANCE

- **Cleaning:** Gently wipe the earpieces and cable with a soft, dry cloth. Avoid using harsh chemicals or abrasive materials.
- **Ear Foam Replacement:** The headset comes with extra ear foam covers. If the existing foam covers become worn or damaged, carefully remove them and replace them with the new ones provided.
- **Storage:** When not in use, store the headset in the provided black pouch to protect it from dust and damage. Avoid tangling the cord.
- **Handling:** While durable, avoid dropping the headset on hard surfaces, as this may cause damage to the earpieces or internal components.

TROUBLESHOOTING

- **No Sound:**
 - Ensure the 3.5mm plug is fully inserted into the audio jack of your device.
 - Check your device's volume settings to ensure it is not muted or set too low.
 - Test the headset with another audio source or device to rule out a device-specific issue.
- **Distorted Sound:**
 - Reduce the volume on your device.
 - Ensure the audio source is of good quality.
 - Check for any damage to the cable or plug.
- **Discomfort During Extended Use:**
 - While designed for comfort, individual ear sensitivity varies. Take short breaks during prolonged listening sessions.
 - Ensure the ear foam covers are properly seated and not causing irritation.

SPECIFICATIONS

Brand	SPECTRA
Model Number	SP-PC
Connectivity Technology	Wired
Headphones Jack	3.5 mm Jack
Cable Feature	10 feet 3.5 mm right angle stereo plug
Ear Placement	In Ear (Under-Chin Form Factor)
Audio Driver Type	Dynamic Driver
Item Weight	2.4 ounces
Product Dimensions	9 x 1 x 12 inches
Compatible Devices	Devices with a 3.5mm Jack (PC, Laptops, Tablets)
Special Feature	Lightweight





Carrying Case Material




Soft material

WARRANTY AND SUPPORT

For warranty information and technical support, please refer to the documentation included with your purchase or contact the manufacturer directly. Specific warranty terms may vary by region and retailer.

Related Documents - SP-PC

 <p>SPECTRA S2 User Manual</p>	<p>Spectra S2 User Manual: Features, Operation, and Care</p> <p>Comprehensive user manual for the Spectra S2 hospital-grade double electric breast pump. Learn about features, safety guidelines, assembly, pumping instructions, cleaning, troubleshooting, and breastmilk storage.</p>
 <p>SPECTRA M1 User Manual</p>	<p>Spectra M1 User Manual: Features, Operation, and Care</p> <p>Comprehensive user manual for the Spectra M1 personal electric breast pump, covering features, assembly, operation, cleaning, troubleshooting, and breastmilk storage guidelines.</p>
 <p>Instructions For Use Spectra S1 Plus / S2 Plus PLEASE READ ALL INSTRUCTIONS CAREFULLY BEFORE USING THIS BREAST PUMP. ALWAYS USE THE BREAST PUMP AS INSTRUCTED. DO NOT THROW AWAY THIS MANUAL. PLEASE KEEP IT FOR FUTURE REFERENCE.</p>	<p>Spectra S1 Plus / S2 Plus Breast Pump User Manual & Instructions</p> <p>Official user manual and instructions for Spectra S1 Plus and S2 Plus electric breast pumps. Learn about setup, operation, cleaning, milk storage, troubleshooting, and warranty from Spectra Baby USA.</p>
 <p>SPECTRA S1 User Manual</p>	<p>Spectra S1 User Manual: Features, Operation, and Care Guide</p> <p>Comprehensive user manual for the Spectra S1 hospital-grade double electric breast pump. Learn about features, assembly, pumping instructions, cleaning, troubleshooting, and breastmilk storage.</p>

<div data-bbox="127 123 287 358"><p>Instructions For Use</p><p>Spectra S1 Plus / S2 Plus</p><p>For use with the Spectra S1 Plus / S2 Plus breast pump</p><p>Model # _____ Serial # _____</p><p>DO NOT THROW AWAY THIS MANUAL. PLEASE KEEP IT FOR FUTURE REFERENCE.</p></div>	<div data-bbox="335 201 1420 324"><p>Spectra S1 Plus / S2 Plus Breast Pump: Instructions for Use</p><p>Comprehensive instructions for using the Spectra S1 Plus and S2 Plus powered breast pumps, covering setup, operation, cleaning, storage, troubleshooting, and technical specifications.</p></div>
<div data-bbox="119 526 311 728"><p>SPECTRA S9+ User Manual</p></div>	<div data-bbox="335 537 1420 694"><p>Spectra S9+ User Manual: Comprehensive Guide to Electric Breast Pump Operation</p><p>Comprehensive user manual for the Spectra S9+ double electric breast pump. Covers setup, features, pumping instructions, cleaning, sterilisation, breastmilk storage, troubleshooting, and technical specifications.</p></div>