

## Michael Kors MK8184

# Michael Kors Dylan MK8184 Men's Chronograph Watch Instruction Manual

Model: MK8184

## INTRODUCTION

This manual provides essential information for the proper use, care, and maintenance of your Michael Kors Dylan MK8184 Men's Chronograph Watch. Please read these instructions carefully to ensure optimal performance and longevity of your timepiece.

## PRODUCT FEATURES

- **Case & Dial:** Round 48mm stainless steel case with a black dial; mineral crystal face resists scratches.
- **Watch Band:** Black silicone band; 28mm band width; adjustable buckle closure.
- **Movement:** Quartz movement with chronograph analog display and date window; three subdials to track minutes, seconds, and 24-hour time; stopwatch functionality.
- **Water Resistance:** Up to 100m (330ft), suitable for bathing, swimming, snorkeling, and shallow diving.

## SETUP AND INITIAL USE

### Setting the Time

1. Pull the crown (middle button on the right side of the watch) out to position 2.
2. Turn the crown to move the hands clockwise until the correct time is displayed. Ensure the AM/PM is correctly set if your watch has a 24-hour subdial.
3. Push the crown back into position 1 to start the watch.

### Setting the Date

1. Pull the crown out to position 1 (first click).
2. Turn the crown clockwise or counter-clockwise (depending on the model) until the correct date appears in the date window.
3. Push the crown back into its original position.

**Note:** Avoid setting the date between 9 PM and 3 AM, as this may interfere with the automatic date change mechanism.

## **Adjusting the Silicone Band**

The silicone band features multiple holes for adjustment. To adjust, simply align the buckle pin with the desired hole for a comfortable and secure fit on your wrist.



*Image: Back view of the Michael Kors Dylan watch, highlighting the adjustable silicone band and the Michael Kors branded buckle.*

## OPERATING THE CHRONOGRAPH FUNCTION

---

Your Michael Kors Dylan watch is equipped with a chronograph (stopwatch) function. The chronograph features three subdials: a 60-second subdial, a 60-minute subdial, and a 24-hour subdial.



*Image: A detailed view of the watch face, illustrating the main hands, hour markers, and the three chronograph subdials.*

1. **Start/Stop:** Press the top pusher (button A) to start the chronograph. Press it again to stop.
2. **Reset:** While the chronograph is stopped, press the bottom pusher (button B) to reset all chronograph hands to zero.

**Note:** Refer to the detailed video below for a visual guide on operating the chronograph.

Your browser does not support the video tag.

*Video: Demonstration of the Michael Kors MK8184 watch, showcasing its features and chronograph functionality.*

## MAINTENANCE AND CARE

---

- **Cleaning:** Wipe the watch regularly with a soft, dry cloth to remove dust and dirt. For the silicone band, a mild soap and water solution can be used, followed by thorough rinsing and drying.
- **Water Resistance:** The watch is water-resistant up to 100 meters (10 ATM). This means it can withstand splashes, rain, showering, swimming, snorkeling, and shallow diving. However, it is not suitable for high-impact water sports or deep-sea diving. Ensure the crown is pushed in completely before any water exposure.
- **Temperature:** Avoid exposing your watch to extreme temperatures (hot or cold) or sudden temperature changes, as this can affect its accuracy and seals.
- **Chemicals:** Keep the watch away from chemicals such as solvents, detergents, perfumes, and cosmetics, which can damage the case, band, or seals.
- **Battery Replacement:** When the battery needs replacement, it is recommended to have it done by an authorized Michael Kors service center to ensure proper sealing and water resistance.

## TROUBLESHOOTING

- **Watch Not Running:** Check if the crown is fully pushed in. If the watch still does not run, the battery may need replacement.
- **Incorrect Time/Date:** Refer to the "Setting the Time" and "Setting the Date" sections to re-adjust.
- **Chronograph Not Resetting to Zero:** This may require a specific reset procedure. Consult an authorized service center if the standard reset (pressing button B after stopping) does not work.
- **Condensation Under Crystal:** If condensation appears under the crystal, it indicates a potential issue with the watch's water resistance. Seek immediate service from an authorized technician.







## SPECIFICATIONS

Feature	Specification
Model Number	MK8184
Case Diameter	48 mm
Case Depth	13 mm
Band Width	28 mm
Band Material	Silicone
Movement	Quartz
Water Resistance	10 ATM (100 meters / 330 feet)
Display Type	Analog Chronograph with Date
Battery	1 Lithium Metal battery (included)

## WARRANTY AND SUPPORT

Your Michael Kors watch is covered by a limited warranty against defects in materials and workmanship. For specific warranty details, please refer to the warranty card included with your purchase or visit the official Michael Kors website. For service or repairs, it is recommended to contact an authorized Michael

## Related Documents - MK8184

	<p><a href="#">Michael Kors Access Sofie Watch User Guide</a></p> <p>A comprehensive user guide for the Michael Kors Access Sofie Watch, detailing setup, app installation, pairing procedures for iOS and Android, Wi-Fi connectivity, notifications, features, battery management, and troubleshooting.</p>
	<p><a href="#">Инструкции к часам Michael Kors</a></p> <p>Полное руководство пользователя для различных моделей часов Michael Kors, включая инструкции по установке времени, даты, хронографа, будильника и водостойкости.</p>
	<p><a href="#">Michael Kors Access Quick Start Guide</a></p> <p>A comprehensive quick start guide for the Michael Kors Access smartwatch, covering setup, pairing, battery replacement, safety precautions, and regulatory information.</p>
	<p><a href="#">Michael Kors MKT5143 Smartwatch - Product Overview and Specifications</a></p> <p>Detailed technical specifications, compatibility information, and regulatory compliance for the Michael Kors MKT5143 smartwatch, including packaging details and dimensions.</p>
	<p><a href="#">Michael Kors Access Smartwatch Quick Start Guide</a></p> <p>A concise guide to setting up and using your Michael Kors Access smartwatch, covering charging, pairing, blood oxygen tracking, and accessing support resources.</p>
	<p><a href="#">Michael Kors DW13M2 Warranty and Product Information</a></p> <p>Official warranty, safety, and regulatory information for the Michael Kors DW13M2 smartwatch by Fossil Group, Inc. Includes details on product care, compliance, and support.</p>