

## Jamara Jamara\_181265

# Jamara Jamara181265 Unisex Cotton Garment User Manual

MODEL: JAMARA\_181265

## 1. Introduction

Welcome to the user manual for your Jamara Jamara181265 Unisex Cotton Garment. This document provides essential information for the proper use, care, and maintenance of your new cotton garment. Please read these instructions carefully to ensure longevity and satisfaction with your product.

## 2. Product Overview

The Jamara Unisex Cotton Garment is designed for comfort and durability. It features a classic design suitable for various occasions.

### Key Features:

- Made from high-quality cotton fabric.
- Features the distinctive Jamara logo on the front.
- Available in a versatile black color.

### Product Image:



This image displays two models wearing the Jamara Unisex Cotton Garment. The woman on the left is smiling, wearing a black zippered jacket with a red and white Jamara logo on the chest. The man on the right is seen from the back, also wearing a black zippered jacket with 'www.jamara.com' printed on the upper back. Both garments appear to be made of cotton.

### 3. First Use and Preparation

---

Before wearing your new Jamara cotton garment for the first time, it is recommended to wash it according to the care instructions provided in Section 5. This helps to remove any manufacturing residues and ensures optimal comfort.

### 4. Wearing Instructions

---

The Jamara Unisex Cotton Garment is designed for everyday wear. Simply put on the garment as you would any other jacket or top. Ensure a comfortable fit. The garment is suitable for various casual settings.

### 5. Care and Maintenance

---

Proper care will extend the life and maintain the appearance of your Jamara cotton garment.

#### Washing Instructions:

- **Machine Wash:** Wash in cold water with similar colors.
- **Detergent:** Use a mild detergent. Avoid harsh chemicals or bleach.
- **Drying:** Tumble dry on low heat or hang dry to prevent shrinking and preserve fabric quality.
- **Ironing:** If necessary, iron on a low setting. Do not iron directly over the Jamara logo.

**Storage:**

Store the garment in a cool, dry place away from direct sunlight to prevent fading. Ensure it is clean and completely dry before storing to avoid mildew.

**6. Troubleshooting**

Most issues with cotton garments can be resolved with proper care. If you encounter any of the following, consider these solutions:







- **Shrinking:** Ensure you are washing in cold water and tumble drying on low or air drying. High heat can cause cotton to shrink.
- **Fading:** Wash with similar colors and use a detergent designed for colored fabrics. Avoid excessive sun exposure during drying.
- **Pilling:** This can occur with friction. Use a fabric shaver to gently remove pills. Wash inside out to reduce friction.

**7. Specifications**

Item Model Number	Jamara_181265
Fabric Type	Cotton
Product Dimensions	11.81 x 11.81 x 11.81 inches; 2.2 Pounds
Manufacturer	Jamara
ASIN	B004YXFD2Y
Date First Available	June 28, 2024

**8. Warranty and Support**

Specific warranty information for the Jamara Jamara181265 Unisex Cotton Garment is not provided in the product details. For any warranty claims, product support, or further inquiries, please contact Jamara directly through their official website or customer service channels.

	<p><a href="#">JAMARA Q7 Standard Servo (033215) - Technical Specifications and Information</a></p> <p>Detailed technical specifications, declaration of conformity, and usage information for the JAMARA Q7 Standard servo (model 033215). Learn about its performance, dimensions, and manufacturer details from JAMARA e.K.</p>
	<p><a href="#">JAMARA Quad 12V (404640) - Electric Ride-On Toy Instruction Manual</a></p> <p>Official instruction manual for the JAMARA Quad 12V (Model 404640). Learn how to assemble, operate, charge, and troubleshoot this electric ride-on toy for children. Includes safety guidelines, parts list, and disposal information.</p>
	<p><a href="#">JAMARA Kipper Trailer for Fendt Tractor - Instruction Manual</a></p> <p>Instruction manual and safety information for the JAMARA Kipper trailer accessory for Fendt tractors (model 412412). Includes assembly, operation, and disposal guidelines.</p>
	<p><a href="#">Liebherr L 564 Radlader RC Toy Instruction Manual</a></p> <p>This document provides comprehensive instructions for operating the Liebherr L 564 Radlader remote-controlled toy, including safety guidelines, component descriptions, battery installation, and operational procedures in multiple languages.</p>
	<p><a href="#">JAMARA Ride On Power Drag 12V Battery Charger User Manual</a></p> <p>Official user manual and safety instructions for the JAMARA Ride On Power Drag 12V battery charger (Model No. 412700). Learn about proper usage, safety precautions, and disposal.</p>
	<p><a href="#">JAMARA Q4 ST4119 Digital Servo Motor - Instruction and Specifications</a></p> <p>Instruction manual and technical specifications for the JAMARA Q4 ST4119 Digital servo motor (Model No. 033217). Includes liability exclusion, conformity declaration, and disposal information.</p>