

PONDMASTER AP-40

PONDMASTER AP-40 SUPREME AIR PUMP

INSTRUCTION MANUAL

Introduction

The PONDMASTER AP-40 SUPREME AIR PUMP is designed to provide reliable aeration for ponds, water gardens, and aquariums. This continuous duty pump efficiently adds oxygen to water, which is crucial for the health of aquatic life, including fish and plants. It also aids in water circulation and can help maintain an open area in surface ice during winter, allowing harmful gases to escape.

Key features include an energy-efficient 110V motor, quiet operation, and a design for continuous use without the need for lubrication. The pump is capable of aerating ponds up to 5,000 gallons and 10 feet deep.

Safety Information

- Always disconnect the pump from the power supply before performing any maintenance or handling.
- Ensure the pump is placed in a dry, well-ventilated area. For outdoor applications, it is strongly recommended that the compressor be enclosed to protect it from environmental elements such as rain and direct sunlight.
- Do not operate the pump if the power cord is damaged.
- This pump is designed for aeration purposes only. Do not use it for any other unintended applications.
- Keep out of reach of children.

Package Contents

Upon unpacking, please verify that all components are present:

- PONDMASTER AP-40 SUPREME AIR PUMP unit
- Non-weighted air manifold diffuser
- 6-foot grounded power cord (attached to unit)

Note: Air tubing is sold separately and is required for operation.

Setup

1. **Placement:** Position the air pump in a location that is dry, well-ventilated, and protected from direct weather exposure. If used outdoors, an enclosure is recommended to shield the unit from rain and sun. Ensure the pump is placed above the water level to prevent back-siphoning.
2. **Connect Air Tubing:** Attach appropriate air tubing (not included) to the outlet nozzle of the pump. Secure the

connection to prevent air leaks.

3. **Connect Diffuser:** Connect the other end of the air tubing to the non-weighted air manifold diffuser.
4. **Submerge Diffuser:** Carefully place the air manifold diffuser into your pond, water garden, or aquarium. Ensure it is positioned where optimal aeration is desired.
5. **Power Connection:** Once all connections are secure and the diffuser is in place, plug the 6-foot grounded power cord into a standard 110V electrical outlet.



Image: The PONDMASTER AP-40 SUPREME AIR PUMP unit, showing its compact design and air outlet.

Operation

The PONDMASTER AP-40 is designed for continuous operation. Once plugged in, the pump will immediately begin to produce a constant stream of air, which will be released through the diffuser into the water.

- **Oxygenation:** The primary function is to add vital oxygen to the water, supporting the respiration of fish and other aquatic organisms, and promoting healthy plant growth.
- **Water Circulation:** The air bubbles create water movement, aiding in circulation and helping to distribute oxygen and nutrients throughout the water body.
- **Ice Prevention:** During colder months, continuous aeration can help keep a small area of the water surface from freezing, allowing for gas exchange and preventing the buildup of harmful gases under the ice.
- **Quiet Operation:** The pump is engineered to operate quietly, minimizing disturbance to your environment.

Maintenance

Regular maintenance ensures optimal performance and extends the lifespan of your PONDMASTER AP-40 air pump. This pump features an oil-less motor, eliminating the need for lubrication.

1. **Impeller Cleaning:** Periodically, the impeller may require cleaning to remove any accumulated debris or algae. This involves disassembling the pump. Refer to the detailed instructions provided with the pump for safe disassembly and reassembly. Exercise care not to overtighten components during reassembly, as this can impede impeller movement.
2. **Gasket Inspection:** Inspect gaskets during cleaning. If gaskets appear worn or damaged, they should be replaced to maintain an airtight seal.
3. **Air Filter Check:** Check the air intake filter (if present) for blockages and clean or replace as necessary to ensure unrestricted airflow.
4. **Tubing and Diffuser:** Regularly inspect air tubing for kinks or blockages and clean the air manifold diffuser to ensure consistent bubble output.

Note: All parts are serviceable and replaceable. Contact customer support for genuine replacement parts.

Troubleshooting

Problem	Possible Cause	Solution
Pump not operating / No air output	No power supply; Damaged power cord; Internal blockage or malfunction.	Check power outlet and connections. Ensure cord is undamaged. If problem persists, contact customer support.
Low air output	Kinked or blocked air tubing; Clogged air diffuser; Dirty air filter; Impeller needs cleaning.	Inspect and clear air tubing. Clean diffuser. Check and clean air filter. Clean impeller as per maintenance section.
Unusual noise or vibration	Pump not level; Loose components; Impeller obstruction.	Ensure pump is on a stable, level surface. Check for loose parts. Inspect and clean impeller.

Specifications

Model	AP-40
Brand	PONDMASTER
Power Source	Corded Electric (110V)
Air Flow Capacity	2900 cu. in./min. / 47.5 LPM
Maximum Pressure	5.8 PSI
Item Weight	10.73 pounds
Operation Mode	Automatic, Continuous Duty
Material	Alloy Steel
Cord Length	6 feet

Warranty and Support

The PONDMASTER AP-40 SUPREME AIR PUMP comes with a **One-Year Manufacturer's Warranty** from the date of purchase. This warranty covers defects in materials and workmanship under normal use. For warranty claims, technical support, or to inquire about replacement parts, please contact PONDMASTER customer service. Keep your proof of purchase for warranty validation.


Note: All parts are serviceable and replaceable. Unauthorized repairs or modifications may void the warranty.



[Danner Manufacturing 2019-2020 Product Catalog for Aquatics and Water Features](#)

Explore the Danner Manufacturing 2019-2020 product catalog, showcasing innovative solutions for aquariums, water gardens, ponds, pools, and home decor. Discover high-quality pumps, filters, clarifiers, and meditation fountains from trusted brands like Pondmaster, Supreme, and ProLine, designed for hobbyists and professionals.

lang:en score:25 filesize: 14.97 M page_count: 53 document date: 2019-07-11



[\[pdf\] Declaration of Conformity Accessories Catalog](#)

McLendon Hardware PONDMASTER 102603586 Catalog assets unilogcorp 187 ITEM DOC |||

PUMPS FILTERS WATERFALLS ACCESSORIES PROVEN. TRUSTED.

ENGINEERED TO LAST. Since 1934, Danner Manuf ... m Pressure 15 PSI

Recommended Water Pumps Up to 3000 GPH Recommended Backwash Air Kit

Small with **AP-40**, Item #15660 CG5500 - ITEM# 05620 - 5500 Gallon Capacity

Weight 22 lbs. L x W x H 17 x 1...

lang:en score:23 filesize: 8.2 M page_count: 48 document date: 2017-04-26



[\[pdf\] Catalog](#)

Pondmaster Patio Decoration Catalog patio decoration garden fountains arches arbors fences statues

figurine gnome frog cauldron hanging basket plant stand flower pot RECREATIONiD Pondmaster®

Replacement Media Pad for Garden Pond Filter PM 1000 2000 Models pondmaster product catalog

images recreationid info |||

A HISTORY IMPROVING THE ART OF FLUID MOTION™ FOR OVER 80 YEARS.

Ever since our modest beginnings, ... m Pressure 15 PSI Recommended Water

Pumps Up to 3000 GPH Recommended Backwash Air Kit Small with **AP-40**, Item

#15660 CG5500 - ITEM# 05620 - 5500 GALLON CAP Weight 22 lbs. L x W x H 17 x

17 x ...

lang:en score:23 filesize: 14.89 M page_count: 60 document date: 2020-04-07



[\[pdf\] Catalog](#)

Catalog Home Yourpond FULL CATALOG v 1659461987 cdn shopify s files 1 0562 6186 9755 |||

est. 1934 A HISTORY IMPROVING THE ART OF FLUID MOTION™ FOR ALMOST

90 YEARS. Ever since our modest ... m Pressure 15 PSI Recommended Water

Pumps Up to 3000 GPH Recommended Backwash Air Kit Small with **AP-40**, Item

#15660 CG5500 ITEM# 05620 5500 GALLON CAP Weight 22 lbs. L x W x H 17 x 17

x 28...

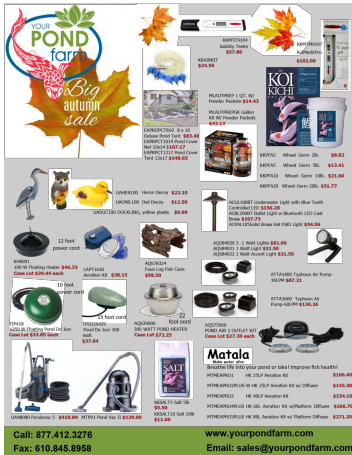
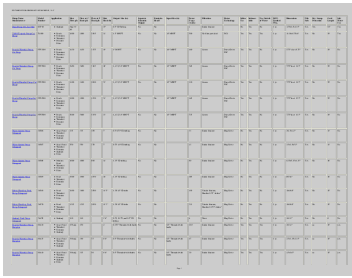
lang:en score:15 filesize: 17.62 M page_count: 57 document date: 2022-08-02

[\[pdf\]](#)

MFG Use Technology Usage Head Fountain ft g h Input Size in Pond Waterfall Pump Hampton 80445
Small Statuary Filter 590 adj 525 215 7 39 6 0 5 Threaded with barbs No COPYRIGHT GREGROBERT
ENTERPRISES LLC Name Manufacturer Model Number MicroPump 104 Zoo Med MP 10 T4000 Torpedo
Cal pump pet dog cat supply store pond comparison chart format Comparison Chart GregRobert Supplies
|||

COPYRIGHT GREGROBERT ENTERPRISES, LLC Pump Name Manufacturer
Model Number MicroPump 104 Zoo Med M ... er 04560 Air Pump with Diffuser
Pondmaster 04580 Supreme Air Pump AP-20 04220 Supreme Air Pump **AP-40**
04240 Supreme Air Pump AP-60 04260 Air Pump AP-100 Supreme 04280 Powerjet
100 Fountain Powe...

lang:en score:14 filesize: 192.95 K page_count: 7 document date: 2011-03-09



[\[pdf\]](#)

Angela Silvano Fall Specials 2021 04 mcusercontent 5a7c439eae42f2e25433d153b files 2d221875 2c678d1f 121f 9080b7c44b98 ||

KKMTC9104 Salinity Tester 57.80 KKAIRKIT 24.50 KKMTM9107 KoiMedicPro 102.00
EAPROPCT810 8 x 10 ... ramic Ball 2 Pondmaster Airators Hydro-Air Combination
Submersible Water Air Pump AP-20 1700 cu. **AP-40** 2900 cu. AP-60 3600 cu. AP-
100 8900 cu. Atlantic Airators Typhoon Air Pump - 30 LPM/1800 cu.in...

lang:en score:12 filesize: 630.33 K page_count: 5 document date: 2021-09-03