

AmPro Clear Ice Protein Styling Gel

Ampro Pro Styl Clear Ice Protein Styling Gel User Manual

Model: Clear Ice Protein Styling Gel

1. PRODUCT OVERVIEW

The Ampro Pro Styl Clear Ice Protein Styling Gel is designed to provide ultra hold for various hairstyles. This water-based, alcohol-free formula is enriched with protein to help protect and strengthen hair strands while offering a non-flaking finish. It is suitable for all hair types, including chemically treated hair, and aims to deliver firm hold, hydration, nourishment, shine, and softening benefits.




Image: Ampro Pro Styl Clear Ice Protein Styling Gel in a 15-ounce container. The black lid is visible, and the clear gel is inside the transparent jar. The label indicates "Ampro Pro Styl Clear Ice Protein Styling Gel" and "NET WT. 15 OZ. (426g)e".

2. SETUP AND PREPARATION

Before applying the styling gel, ensure your hair is clean and damp for optimal results. The gel can be used on both wet or dry hair, but damp hair often allows for easier distribution and styling.

- **Clean Hair:** Wash and condition your hair as usual.
- **Damp Hair:** Gently towel-dry your hair to remove excess water, leaving it slightly damp.
- **Tools:** Have your preferred styling tools ready, such as a comb, brush, or hair clips.

3. OPERATING INSTRUCTIONS

Follow these steps to effectively use Ampro Pro Styl Clear Ice Protein Styling Gel:

1. **Dispense Gel:** Scoop a small amount of gel onto your fingertips. The amount needed will vary based on hair length,

thickness, and desired style. Start with a small quantity and add more if necessary.

- 2. **Distribute Evenly:** Rub the gel between your palms to warm it slightly and ensure even distribution.
- 3. **Apply to Hair:** Apply the gel to your hair, working from roots to ends. For specific styles, focus on areas that require more hold or definition.
- 4. **Style as Desired:** Use your fingers, a comb, or a brush to sculpt your hair into the desired style. The gel provides ultra hold to maintain your look throughout the day.
- 5. **Drying:** Allow your hair to air dry, or use a diffuser on a low heat setting for added volume and definition.

Tips for Best Results:

- For a sleek, defined look, apply to damp hair and comb through.
- For protective styles, ensure even coverage to help maintain the style and protect hair.
- The gel is suitable for chemically treated hair, offering protection and hold without harsh chemicals.

4. MAINTENANCE AND CARE

Proper care ensures the longevity of your product and the health of your hair.

- **Storage:** Store the gel in a cool, dry place away from direct sunlight to maintain its consistency and effectiveness. Ensure the lid is tightly closed after each use.
- **Removal:** The gel is water-soluble and can be easily rinsed out with water and shampoo.

5. TROUBLESHOOTING

Addressing common concerns:

- **Flaking:** If flaking occurs, it may be due to applying too much product or applying it to hair that is too dry. Try using a smaller amount of gel and ensure your hair is adequately damp during application.
- **Insufficient Hold:** If the desired hold is not achieved, ensure enough product is used and distributed evenly. For very thick or resistant hair, a slightly larger amount may be necessary.
- **Residue:** This gel is formulated to be non-residue. If residue is observed, it might be due to product buildup from previous applications or incomplete rinsing. Ensure hair is thoroughly washed before reapplication.

6. SPECIFICATIONS

Product Name	Ampro Pro Styl Clear Ice Protein Styling Gel
Brand	AmPro
Model Number	SG_B004X8MH88_US
UPC / GTIN	077312408374
Liquid Volume	15 Fluid Ounces (426g)
Product Dimensions	3.6 x 3.65 x 3.9 inches
Key Benefits	Firm Hold, Hydrating, Nourishing, Shine, Softening
Hair Type Compatibility	All hair types, including Chemically Treated
Material Type Free	Alcohol Free

Scent	Unscented
Manufacturer	Ampro Industries, Inc.

7. SAFETY INFORMATION

- For external use only.
- Avoid contact with eyes. If contact occurs, rinse thoroughly with water.
- Keep out of reach of children.
- Discontinue use if irritation occurs.




8. SUPPORT AND WARRANTY




Specific warranty details for the Ampro Pro Styl Clear Ice Protein Styling Gel are not provided in the available product data. For detailed warranty information, product support, or to contact the manufacturer, please visit the official Ampro Industries, Inc. website or refer to the product packaging.

Manufacturer: **Ampro Industries, Inc.**
For more information, you may visit the [AmPro Store on Amazon](#).



Related Documents - Clear Ice Protein Styling Gel

	<p>Ampro Little Board/PC Technical Manual - A74081</p> <p>Technical manual for the Ampro Little Board/PC single board computer, detailing hardware configuration, software setup, theory of operation, and programming information for embedded applications. Features NEC V40 CPU, PC/XT compatibility, SCSI, floppy, serial, and parallel interfaces.</p>
	<p>Ice-Watch Sizing Guide: Find Your Perfect Fit</p> <p>A comprehensive guide to help you determine the correct size for your Ice-Watch, with detailed measurements and instructions in multiple languages.</p>
	<p>Luxe Gel Application Guide: Nail Gel, Polish, and Builder Steps</p> <p>Step-by-step application guide for Luxe Gel professional nail products including Ultra Structure Base, Gel Polish, Hard Gel, Brush On Builder, Pearl Builder, and Poligel. Features HEMA FREE and TPO FREE formulations.</p>

<div></div> <div><p>HOW TO CHOOSE THE RIGHT WATCH SIZE</p><p>For the best fit, your watch should be 1-2 cm wider than your wrist. If it's too tight, it will be uncomfortable. If it's too loose, it will slide around and not stay in place. To find the right size, measure your wrist and add 1-2 cm. Then, look at the dimensions of the watch case and band to see if they match.</p><p>QUICK TABLE NO. 1: CORRESPONDENCE</p><table><tr><th>Wrist Size (cm)</th><th>Watch Case Width (cm)</th><th>Band Width (cm)</th></tr><tr><td>14-15</td><td>3.5-4.0</td><td>1.5-2.0</td></tr><tr><td>15-16</td><td>4.0-4.5</td><td>2.0-2.5</td></tr><tr><td>16-17</td><td>4.5-5.0</td><td>2.5-3.0</td></tr><tr><td>17-18</td><td>5.0-5.5</td><td>3.0-3.5</td></tr><tr><td>18-19</td><td>5.5-6.0</td><td>3.5-4.0</td></tr></table><p>WATCH DIMENSIONS BY MODEL</p><table><tr><th>Model</th><th>Case Width (cm)</th><th>Band Width (cm)</th></tr><tr><td>ICE BOLIDAY</td><td>4.5</td><td>2.5</td></tr><tr><td>ICE SMART</td><td>4.0</td><td>2.0</td></tr><tr><td>ICE CHRONO</td><td>5.0</td><td>3.0</td></tr></table></div>	Wrist Size (cm)	Watch Case Width (cm)	Band Width (cm)	14-15	3.5-4.0	1.5-2.0	15-16	4.0-4.5	2.0-2.5	16-17	4.5-5.0	2.5-3.0	17-18	5.0-5.5	3.0-3.5	18-19	5.5-6.0	3.5-4.0	Model	Case Width (cm)	Band Width (cm)	ICE BOLIDAY	4.5	2.5	ICE SMART	4.0	2.0	ICE CHRONO	5.0	3.0	<h2>ICE Watch Size Guide: Find Your Perfect Fit</h2> <p>A comprehensive guide to help you determine the correct ICE Watch size. This document provides detailed dimensions for various ICE Watch models, including case width, lug-to-lug length, and total band length, to ensure you find the perfect fit for your wrist.</p>
Wrist Size (cm)	Watch Case Width (cm)	Band Width (cm)																													
14-15	3.5-4.0	1.5-2.0																													
15-16	4.0-4.5	2.0-2.5																													
16-17	4.5-5.0	2.5-3.0																													
17-18	5.0-5.5	3.0-3.5																													
18-19	5.5-6.0	3.5-4.0																													
Model	Case Width (cm)	Band Width (cm)																													
ICE BOLIDAY	4.5	2.5																													
ICE SMART	4.0	2.0																													
ICE CHRONO	5.0	3.0																													
<div></div>	<h2>Dexas Iceology: Instructions for Use and Troubleshooting Guide for Clear Ice</h2> <p>Comprehensive guide for Dexas Iceology, detailing how to make clear ice, troubleshooting common issues like cloudy ice, and ice removal tips. Learn to use your ice maker for perfect results.</p>																														
<div></div> <div><p>HOW TO CHOOSE THE RIGHT WATCH SIZE</p><p>For the best fit, your watch should be 1-2 cm wider than your wrist. If it's too tight, it will be uncomfortable. If it's too loose, it will slide around and not stay in place. To find the right size, measure your wrist and add 1-2 cm. Then, look at the dimensions of the watch case and band to see if they match.</p><p>QUICK TABLE NO. 1: CORRESPONDENCE</p><table><tr><th>Wrist Size (cm)</th><th>Watch Case Width (cm)</th><th>Band Width (cm)</th></tr><tr><td>14-15</td><td>3.5-4.0</td><td>1.5-2.0</td></tr><tr><td>15-16</td><td>4.0-4.5</td><td>2.0-2.5</td></tr><tr><td>16-17</td><td>4.5-5.0</td><td>2.5-3.0</td></tr><tr><td>17-18</td><td>5.0-5.5</td><td>3.0-3.5</td></tr><tr><td>18-19</td><td>5.5-6.0</td><td>3.5-4.0</td></tr></table><p>WATCH DIMENSIONS BY MODEL</p><table><tr><th>Model</th><th>Case Width (cm)</th><th>Band Width (cm)</th></tr><tr><td>ICE BOLIDAY</td><td>4.5</td><td>2.5</td></tr><tr><td>ICE SMART</td><td>4.0</td><td>2.0</td></tr><tr><td>ICE CHRONO</td><td>5.0</td><td>3.0</td></tr></table></div>	Wrist Size (cm)	Watch Case Width (cm)	Band Width (cm)	14-15	3.5-4.0	1.5-2.0	15-16	4.0-4.5	2.0-2.5	16-17	4.5-5.0	2.5-3.0	17-18	5.0-5.5	3.0-3.5	18-19	5.5-6.0	3.5-4.0	Model	Case Width (cm)	Band Width (cm)	ICE BOLIDAY	4.5	2.5	ICE SMART	4.0	2.0	ICE CHRONO	5.0	3.0	<h2>Ice-Watch Size Guide: Find Your Perfect Fit</h2> <p>A comprehensive guide to help you find the correct Ice-Watch size for your wrist. This document provides detailed dimensions and outlines for various Ice-Watch models, including ICE BOLIDAY, ICE SMART, ICE CHRONO, and more, ensuring you select the perfect fit.</p>
Wrist Size (cm)	Watch Case Width (cm)	Band Width (cm)																													
14-15	3.5-4.0	1.5-2.0																													
15-16	4.0-4.5	2.0-2.5																													
16-17	4.5-5.0	2.5-3.0																													
17-18	5.0-5.5	3.0-3.5																													
18-19	5.5-6.0	3.5-4.0																													
Model	Case Width (cm)	Band Width (cm)																													
ICE BOLIDAY	4.5	2.5																													
ICE SMART	4.0	2.0																													
ICE CHRONO	5.0	3.0																													