

## Cat B004WKRQTM

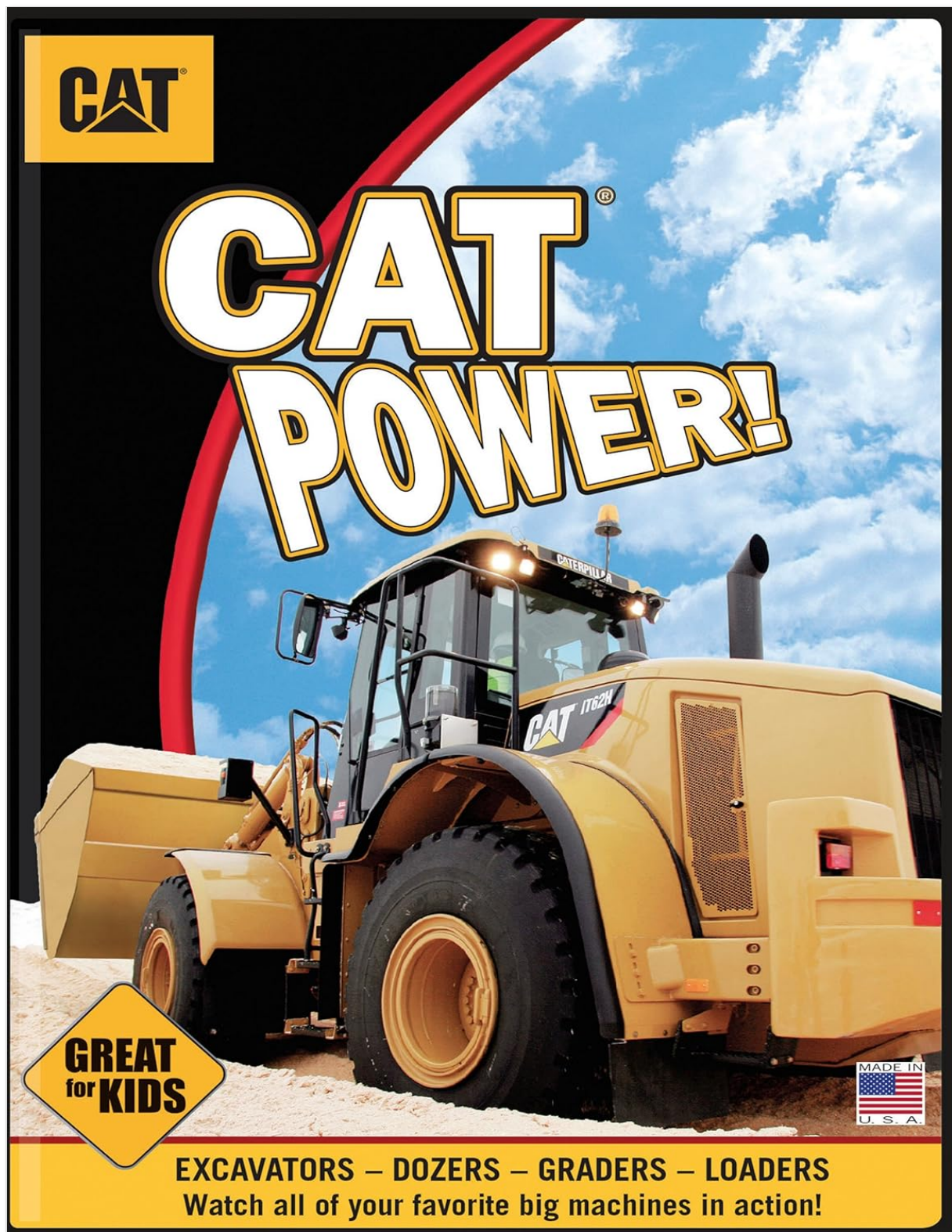
# Cat Power DVD Instruction Manual

Model: B004WKRQTM

## 1. INTRODUCTION

---

The Cat Power DVD offers an engaging and educational experience for viewers interested in heavy construction machinery. This program features large Cat® construction machines performing various tasks in real-world settings, such as dozers working in a gold mine, excavators loading rocks onto giant articulated dump trucks, and scrapers leveling earth. The DVD provides numerous close-up shots to illustrate the operation of these powerful machines, accompanied by original music. This manual provides guidance on setting up and enjoying the Cat Power DVD.



This image displays the front cover of the Cat Power DVD. It features a prominent yellow Caterpillar wheel loader, model IT62H, positioned on a sandy terrain. The sky above is blue with white clouds. The title 'CAT POWER!' is displayed in large white and yellow letters. The top left corner shows the 'CAT' logo. A yellow diamond shape in the bottom left corner reads 'GREAT for KIDS'. The bottom right corner has a 'MADE IN U.S.A.' stamp. Below the main image, text reads 'EXCAVATORS – DOZERS – GRADERS – LOADERS Watch all of your favorite big machines in action!'.

## 2. GETTING STARTED (SETUP)

To begin watching the Cat Power DVD, follow these simple steps:

1. **Unpack:** Carefully remove the DVD disc from its packaging. Handle the disc by its edges to avoid fingerprints on the playing surface.

2. **Insert:** Place the DVD into a compatible DVD player, Blu-ray player, or computer DVD drive. Ensure the disc is inserted correctly with the label side facing up.
3. **Power On:** Turn on your DVD player and television/monitor. Select the correct input source on your television/monitor (e.g., HDMI 1, AV, etc.) that corresponds to your DVD player's connection.
4. **Play:** The DVD should typically auto-play. If not, navigate to the 'Play' option on the DVD menu using your remote control and press 'Enter' or 'OK'.

### 3. CONTENT GUIDE (OPERATING)

---

The Cat Power DVD is designed to showcase the impressive capabilities of various Caterpillar machines. Viewers will observe:

- **Dozers:** Witness powerful Cat dozers engaged in earthmoving operations, including their work in a gold mine.
- **Excavators:** Observe Cat excavators efficiently loading rocks onto large articulated dump trucks.
- **Scrapers:** See Cat scrapers in action, leveling terrain and preparing sites.
- **Variety of Machines:** The program features a wide array of your favorite big machines, demonstrating pushing, loading, and moving earth.
- **Detailed Views:** Enjoy numerous close-up shots that highlight the intricate workings and power of these machines.

The content is presented in an informational and engaging manner, suitable for all ages interested in construction equipment.

### 4. CARE AND HANDLING (MAINTENANCE)

---

To ensure the longevity and optimal performance of your Cat Power DVD, please follow these care guidelines:

- **Storage:** Store the DVD in its original case or a suitable DVD storage binder when not in use to protect it from dust, scratches, and direct sunlight.
- **Cleaning:** If the disc becomes dirty or smudged, gently wipe it with a soft, lint-free cloth (e.g., microfiber) from the center outwards. Do not use abrasive materials or harsh cleaning chemicals.
- **Handling:** Always hold the DVD by its outer edges or by placing a finger through the center hole. Avoid touching the shiny playback surface.
- **Temperature:** Do not expose the DVD to extreme temperatures or high humidity, as this can warp the disc or damage the data layer.

### 5. TROUBLESHOOTING

---

If you encounter issues while playing the Cat Power DVD, consider the following common troubleshooting steps:

- **Disc Not Playing:** Ensure the disc is inserted correctly into the player. Check if the disc surface is clean and free of scratches. Try playing another DVD to confirm your player is functioning correctly.
- **Skipping/Freezing:** This is often caused by dirt or scratches on the disc. Clean the disc as described in the 'Care and Handling' section. If the issue persists, the disc may be damaged.
- **No Audio/Video:** Verify that your DVD player is properly connected to your TV/monitor and audio

system. Check the input source on your TV/monitor. Ensure volume is turned up.

- **Region Code Error:** This DVD is NTSC format. Ensure your DVD player is compatible with NTSC discs and the region code for your player matches the disc's region (typically Region 1 for North America).

## 6. PRODUCT SPECIFICATIONS







Title	Cat Power
Format	DVD (Color, Dolby, Full Screen, Multiple Formats, NTSC)
Run Time	40 minutes
Language	English
Director	Tom McComas
Actors	John Pellegrini
Studio	Tm Productions Inc
Release Date	February 1, 2020
ASIN	B004WKRQTM
Product Dimensions	7.5 x 5.5 x 0.5 inches; 2.88 ounces
MPAA Rating	G (General Audience)

## 7. SUPPORT INFORMATION

For further assistance or inquiries regarding the Cat Power DVD, please refer to the contact information provided on the DVD packaging or the retailer's website where the product was purchased. General product information may also be available on the official Caterpillar website or through educational media distributors.

## 8. WARRANTY INFORMATION

As an entertainment DVD, specific warranty information for the content itself is generally not applicable. However, if the physical DVD disc is found to be defective upon purchase (e.g., unplayable due to manufacturing defect), please contact the retailer or distributor for a replacement within their specified return policy period. Proof of purchase may be required.

	<p><a href="#">Cat S48c Smartphone User Manual: Features, Safety, and Operation</a></p> <p>Comprehensive user manual for the rugged Cat S48c smartphone. Learn about its features, safety precautions, setup, operation, and maintenance. Designed for durability and extreme conditions.</p>
	<p><a href="#">Cat S31 Rugged Smartphone User Manual</a></p> <p>Comprehensive user manual for the Cat S31 rugged smartphone, detailing its durable features, setup, operation, connectivity, camera, Google services, device management, and important safety precautions.</p>
	<p><a href="#">CAT S62 Smartphone Quick Start Guide and Limited Warranty Statement</a></p> <p>This document provides a quick start guide and limited warranty statement for the CAT S62 smartphone, covering setup, usage, safety information, and warranty terms.</p>
	<p><a href="#">Cat S31 Smartphone User Manual - Features, Setup, and Safety</a></p> <p>Comprehensive user manual for the Cat S31 rugged smartphone, covering setup, features, safety precautions, specifications, and regulatory information.</p>
	<p><a href="#">Montacargas CAT Serie 2P/2PD: Potencia, Rendimiento y Confiabilidad</a></p> <p>Descubra los montacargas CAT de las series 2P3000-2P7000 y 2PD4000-2PD7000. Con capacidades de 3,000 a 7,000 lbs, ofrecen motores de gasolina, LP y diésel, destacando por su productividad, durabilidad y confort.</p>
	<p><a href="#">CAT 330D &amp; 336D Excavator Electrical System Schematic &amp; Component Locations</a></p> <p>Comprehensive guide to the electrical system, schematics, component locations, and diagnostic codes for Caterpillar 330D and 336D Excavators (including 336D MHPU). Essential for service and maintenance.</p>