

Comfort Zone CZFP1

Comfort Zone Electric Mini Fireplace Space Heater CZFP1 Instruction Manual

Model: CZFP1

INTRODUCTION

This manual provides important information for the safe operation and maintenance of your Comfort Zone Electric Mini Fireplace Space Heater, Model CZFP1. Please read all instructions carefully before using the product and retain this manual for future reference.



Image: The Comfort Zone Electric Mini Fireplace Space Heater, Model CZFP1, in red, showcasing its compact design and realistic 3D flame effect.

IMPORTANT SAFETY INFORMATION

Always follow basic safety precautions when using electrical appliances to reduce the risk of fire, electric shock, and injury to persons. This heater is not intended to be used as a main heating source.

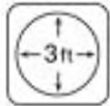
- Keep the heater at least 3 feet (0.9 m) away from all combustible materials such as furniture, bedding, and curtains.
- Do not use the heater if it has been dropped, has a damaged cord, or malfunctions in any way.
- For indoor use only, and only in dry environments. Do not use in bathrooms, laundry rooms, or near sinks or pools.
- Do not place the heater on an uneven or unstable surface.
- Place the heater on a stable, non-combustible surface. Do not use on rugs, carpet, vinyl flooring, plastic, or wet surfaces.
- Always plug directly into an outlet and do not plug into an extension cord or power strip. Always unplug when not in use.

Pet Owners Advisory:

During initial use of the heater, keep all birds and small pets away as the corrosion coatings burn off. These fumes are not harmful to humans but can be certain sensitive birds and small pets.

WARNINGS & SAFETY INFORMATION

HEATER IS NOT MEANT TO BE USED AS A MAIN HEATING SOURCE



Keep heater at least 3FT (.9M) away from all combustible things like furniture, bedding and curtains....



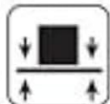
Do not use heater if it was dropped, has a damaged cord or malfunctions in any way.



For indoor use only, and only use in dry environments. Do not use in bathrooms, laundry rooms, or near sinks or pools...



Do not put heater on an uneven or unstable surface.



Place heater on a stable, non-combustible surface. Do not use on carpets, vinyl flooring, plastic or wet surfaces.



Always plug directly into an outlet and do not plug into an extension cord or powerstrip. Always unplug when not in use.

PET OWNERS!:

During initial use of heater, keep all birds and small pets away as the corrosion coatings burn off. These are not harmful to humans but can be to certain sensitive birds and small pets.



Image: A visual summary of important warnings and safety guidelines for the heater, including distance from combustibles, proper placement, and pet owner advisory.

PRODUCT FEATURES

- **Flexible Heat Settings:** 1200 Watt power with two heat output settings for efficient warmth in medium-sized rooms.
- **Authentic Fireplace Ambiance:** Captivating 3D flame effect and realistic bed of burning embers for a cozy charm.
- **Efficient Heat Distribution:** Fan-forced dispersion design ensures even heat distribution for quick temperature increase.
- **Enhanced Safety Measures:** Built-in tip-over switch and overheat protection sensor for user safety.
- **Easy Mobility:** Cool-to-the-touch body and a molded top handle for effortless movement.

Slim, Sleek, 3D Flame

Add a cozy **ambiance to your home**



Image: A close-up view of the heater's realistic 3D flame effect and glowing embers, enhancing room ambiance.

Ideal for Small to Medium Rooms



LIVING
ROOM



BEDROOM



OFFICE



KITCHEN

Image: The compact heater positioned in various room settings, illustrating its suitability for small to medium spaces like living rooms, bedrooms, offices, and kitchens.

Topmount Onboard Controls



MODE
SELECT



POWERFUL
INDICATOR LIGHT



FIREPLACE
EFFECT



Image: Icons highlighting the heater's intelligent safety features, including an overheat sensor, tip-over auto-off switch, stay-cool housing, and ETL approval.

Intelligent Safety Features



Image: The heater emitting warmth, illustrating its instant and powerful heating capabilities with options for 600W, 1200W, or 3D flame only.

Your browser does not support the video tag.

Video: An official Comfort Zone video showcasing the range of Comfort Zone heaters and their features, including quick heating and safety.

SETUP

1. **Unpack:** Carefully remove the heater from its packaging. Retain packaging for off-season storage.
2. **Placement:** Place the heater on a firm, level, non-combustible surface. Ensure it is at least 3 feet (0.9 m) away from walls, furniture, and other combustible materials. Do not place on rugs, carpet, vinyl flooring, or other plastic surfaces.
3. **Power Connection:** Plug the heater directly into a 120V AC, 60 Hz electrical outlet. Do not use extension cords or power strips.

OPERATING INSTRUCTIONS

The Comfort Zone CZFP1 features a 3-position rotary switch for heat control and a separate flame effect control.

Instant and Powerful Heat

Choose from three settings: 600W/ 1200W/ 3D Flame Only



Image: A close-up of the heater's top-mounted controls, including the mode select knob, powerful indicator light, and fireplace effect switch.

1. **Power On/Off:** Turn the rotary switch to the desired setting.
2. **Heat Settings:**
 - **LOW:** Provides 600 Watts of heat.
 - **HIGH:** Provides 1200 Watts of heat.
3. **Flame Effect:** The flame effect can be operated independently of the heat function. Use the dedicated flame button to turn the realistic 3D flame effect on or off.
4. **Thermostat:** The heater is equipped with an adjustable thermostat to maintain your desired room temperature. Turn the thermostat knob to adjust.

MAINTENANCE

Regular maintenance ensures optimal performance and longevity of your heater.

1. **Cleaning:** Always unplug the heater before cleaning. Use a soft, damp cloth to wipe the exterior surfaces. Do not use abrasive cleaners or solvents.
2. **Storage:** When not in use, store the heater in a cool, dry place, preferably in its original packaging.
3. **Cord Care:** Inspect the power cord regularly for any signs of damage. Do not operate the heater with a damaged cord.

TROUBLESHOOTING

If your heater is not operating correctly, please check the following common issues before contacting support:

- **Heater does not turn on:** Ensure the power cord is securely plugged into a working electrical outlet. Check if the unit's tip-over switch has been activated (reposition the heater on a flat surface). Verify that the thermostat is set to a temperature higher than the current room temperature.
- **No heat output:** Confirm the heat setting (LOW/HIGH) is selected on the rotary switch. If the unit has been running for a long time, the overheat protection may have activated; unplug the unit, wait 10 minutes, and plug it back in.
- **Flame effect not working:** Ensure the flame effect button is pressed. If the flame effect still does not work, the bulb may need replacement (refer to a qualified technician).

SPECIFICATIONS

Feature	Detail
Brand	Comfort Zone
Model Name	CZFP1
Power Source	Corded Electric
Power Consumption	1200 Watts
Heat Output	4095 British Thermal Units
Heating Coverage	175 sq ft
Product Dimensions	9.35"D x 9.35"W x 9.36"H
Item Weight	5.33 Pounds
Material	Ceramic
Installation Type	Freestanding
Special Feature	Adjustable Flame, Adjustable Thermostat, Flame Effect, Portable, Safety Shut Off
Color	Red
UPC	882469170988, 075877125064



Ready to use - no assembly required.

Image: A diagram illustrating the dimensions of the Comfort Zone Electric Mini Fireplace Space Heater: 9.4 inches wide, 6.0 inches deep, and 13.4 inches high.







WARRANTY AND SUPPORT

This Comfort Zone product comes with a **1-year limited warranty** from the date of purchase. This warranty covers defects in materials and workmanship under normal use.

For warranty claims, technical support, or general inquiries, please refer to the contact information provided with your

product packaging or visit the official Comfort Zone website.
Please retain your proof of purchase for warranty validation.

Related Documents - CZFP1

 <p>Infrared Desktop Fireplace Heater with Metal Cabinet</p> <p>Features:</p> <ul style="list-style-type: none">• Dual Quartz Infrared Heater• Realistic 3-D Flame Effect• 1000 or 2000 BTU• 3 Heat Settings: High - 1000 watts (2000 BTU), Low - 500 watts• Fan Speed for Heat Dispersion• Fast Cool-Down Safety• Safety Overheat Protection• Safety Tip-Over Cool-Down Protection• 120V A.C., 60Hz, 1.85A <p><small>www.comfortzone.com</small> <small>Read These Instructions</small></p>	<p>Comfort Zone CZFP20M Series Infrared Desktop Fireplace Heater User Manual and Safety Guide</p> <p>Comprehensive user manual and safety guide for the Comfort Zone CZFP20M Series Infrared Desktop Fireplace Heater with Metal Cabinet. Includes operating instructions, safety warnings, maintenance, and warranty information.</p>
 <p>Oscillating Ceramic Tower Heater with Remote Control</p> <p>Features:</p> <ul style="list-style-type: none">• Four Settings: ECO, Low Heat - 1000W, Medium Heat - 1500W, High Heat - 2000W (2000 BTU)• 3 Heat Levels• Digital Thermostat with Ambient Temperature Setting• Remote LCD Digital Display• Convenient Remote for Remote Control• Safety Beep with Safety Tip-Over Switch• Safety Overheat Cut-Off Protection• 100V A.C., 60Hz, 1.5A <p><small>www.comfortzone.com</small> <small>Read These Instructions</small></p>	<p>Comfort Zone CZ523 Series Oscillating Ceramic Tower Heater User Manual and Safety Guide</p> <p>Comprehensive user manual for the Comfort Zone CZ523 Series Oscillating Ceramic Tower Heater, including features, operation, safety instructions, maintenance, and warranty information.</p>
 <p>Electric Oil-Filled Radiator</p> <p>Features:</p> <ul style="list-style-type: none">• Adjustable Thermostat• 4 Thermostat Settings: ECO, Low Heat - 1000W, Medium Heat - 1500W, High Heat - 2000W (2000 BTU)• Front Mounted Control Panel• Power Indicator Light• Oil Permanently Filled• Convenient Cord Storage• Durable Metal Housing• Tip-Over Cut-Off Switch• Overheat Protection Sensor• Silent Operation• 120V A.C., 60Hz, 12.5A, 5,120 BTU <p><small>www.comfortzone.com</small> <small>Read These Instructions</small></p>	<p>Comfort Zone Electric Oil-Filled Radiator CZ8008N Series User Manual</p> <p>User manual for the Comfort Zone Electric Oil-Filled Radiator CZ8008N Series, detailing features, safety instructions, operation, maintenance, and warranty information.</p>
 <p>Oscillating Ceramic Heater with Digital Thermostat Control</p> <p>Features:</p> <ul style="list-style-type: none">• 4 Settings: ECO, Low Heat - 1000W, Medium Heat - 1500W, High Heat - 2000W (2000 BTU)• Digital Thermostat with Ambient Temperature Setting• Front Mounted Control Panel• Remote LCD Display• 60° Oscillation• Remote Control• Safety Beep with Safety Tip-Over Switch• Safety Overheat Cut-Off Protection• 120V A.C., 60Hz, 1.5A <p><small>www.comfortzone.com</small> <small>Read These Instructions</small></p>	<p>Comfort Zone CZ499R Series Oscillating Ceramic Heater with Digital Thermostat Control - User Manual</p> <p>Detailed user manual and safety guide for the Comfort Zone CZ499R Series Oscillating Ceramic Heater. Learn about features, operation, safety precautions, maintenance, and warranty.</p>
 <p>Oscillating Ceramic Heater</p> <p>Features:</p> <ul style="list-style-type: none">• 60° Oscillation• Four Settings: ECO, Low Heat - 1000W, Medium Heat - 1500W, High Heat - 2000W (2000 BTU)• Fast Cool-Down• Fast Forward Air Circulation• Front Mounted Control Panel• Power-On Indicator Light• Safety Overheat Protection• Safety Tip-Over Switch• Convenient Carry Handle• 120V A.C., 60Hz, 12.5A <p><small>www.comfortzone.com</small> <small>Read These Instructions</small></p>	<p>Comfort Zone CZ488 Series Oscillating Ceramic Heater: User Manual and Safety Guide</p> <p>Comprehensive guide for the Comfort Zone CZ488 Series Oscillating Ceramic Heater, covering intended use, important safety precautions, operation, care, maintenance, and limited warranty information.</p>
 <p>Quartz Tower Heater</p> <p>Features:</p> <ul style="list-style-type: none">• Adjustable Thermostat• Three Heat Settings: High - 1500 watts (3100 BTU), Low - 500 watts• Fast Forward Air Circulation• Front Mounted Control Panel• Power-On Indicator Light• Safety Overheat Protection• Safety Tip-Over Switch• Convenient Carry Handle• 120V A.C. / 60Hz / 12.5A <p><small>www.comfortzone.com</small> <small>Read These Instructions</small></p>	<p>Comfort Zone Quartz Tower Heater CZQTV007E Series User Manual and Safety Information</p> <p>User manual and safety information for the Comfort Zone Quartz Tower Heater CZQTV007E Series. Learn about features, operation, safety precautions, and warranty.</p>

