

## Manuals+

[Q & A](#) | [Deep Search](#) | [Upload](#)

manuals.plus /

- › [LEGO](#) /
- › [LEGO Star Wars Millennium Falcon 7965: Official Instruction Manual](#)

## LEGO 7965

# LEGO Star Wars Millennium Falcon 7965: Official Instruction Manual

### PRODUCT OVERVIEW

The LEGO Star Wars Millennium Falcon 7965 building set is a detailed replica of Han Solo's iconic starship, as seen in Episode IV: A New Hope. Constructed from 1,254 LEGO pieces, this model offers an engaging building experience and features articulating components for display and interaction.



This image displays the completed LEGO Millennium Falcon model, showcasing its iconic circular design, detailed exterior, and the included minifigures of Han Solo, Luke Skywalker, Chewbacca, Obi-Wan Kenobi, Princess Leia Organa, and Darth Vader.

## KEY FEATURES

- Authentic replica of the Millennium Falcon from Star Wars: Episode IV A New Hope.
- Includes six minifigures: Han Solo, Luke Skywalker, Chewbacca, Obi-Wan Kenobi, Princess Leia Organa, and Darth Vader.
- Features an opening hull, revealing a detailed interior.
- Equipped with twin flick missiles, rotating laser cannons, and a detachable cockpit cover.
- Comes with accessories including three lightsabers, three blasters, and one crossbow.
- Comprises 1,254 building pieces.



The product packaging for the LEGO Star Wars Millennium Falcon 7965 set, featuring an illustration of the starship in flight and highlighting its key features and minifigures.

## ASSEMBLY INSTRUCTIONS

The LEGO Star Wars Millennium Falcon 7965 set contains 1,254 pieces and is recommended for ages 9 to 14. Detailed, step-by-step instructions are provided in the included booklets to guide you through the assembly process. Organize your pieces before beginning to ensure a smooth and enjoyable building experience.

Before starting, ensure all pieces are present by comparing them against the parts list in the instruction manual. Sort pieces by color and size to streamline the building process. Follow the numbered steps carefully, ensuring each

brick is firmly connected to maintain structural integrity.

## OPERATING FEATURES

Once assembled, the Millennium Falcon model offers several interactive features. The hull plates can be opened to reveal the detailed interior, allowing access to various sections of the ship. The top- and bottom-mounted quad-laser turrets are designed to rotate. The cockpit cover is detachable, providing access to the pilot's area. Twin flick missiles can be launched for dynamic play scenarios. Minifigures can be placed within the cockpit and interior to recreate scenes or create new adventures.

## CARE AND MAINTENANCE

To maintain the condition of your LEGO Star Wars Millennium Falcon 7965, follow these guidelines:

- **Cleaning:** Use a soft brush or cloth to gently remove dust. For deeper cleaning, wash individual LEGO bricks with mild soap and lukewarm water (not hot water). Rinse thoroughly and air dry. Avoid harsh chemicals or abrasive materials.
- **Storage:** Store the model in a cool, dry place away from direct sunlight to prevent discoloration or warping of plastic elements.
- **Handling:** Handle the model with care, especially when moving it, to prevent pieces from detaching.

## TROUBLESHOOTING

**Missing Pieces:** If you discover any missing pieces during assembly, please contact LEGO Customer Service directly. Refer to the contact information provided in the original product packaging or on the official LEGO website.

**Parts Detaching:** Due to the modular nature of LEGO construction, some parts may detach during play or movement. Reattach any loose pieces by firmly pressing them into place. For increased stability, especially if the model is frequently handled, consider applying a small amount of plastic model glue to critical connection points, though this will make future disassembly difficult.

## PRODUCT SPECIFICATIONS

Attribute	Detail
Product Dimensions	23 x 14.75 x 3.25 inches




Item Weight	5 pounds
Item Model Number	4612210
Manufacturer Recommended Age	9 to 14 years
Number of Pieces	1,254
Release Date	August 1, 2011
Language	English
Manufacturer	LEGO Star Wars




### WARRANTY AND SUPPORT

For information regarding product warranty, replacement parts, or further assistance, please visit the official LEGO website or contact LEGO Customer Service. Keep your original purchase receipt and product packaging for reference.

© 2025 LEGO Group. All rights reserved. Star Wars elements are © & ™ Lucasfilm Ltd.

### Related Documents - 7965

	<p><a href="#">LEGO Millennium Falcon Part 3: The Smoking Brick Assembly Instructions</a></p> <p>Step-by-step assembly guide for the LEGO Millennium Falcon model, specifically detailing 'The Smoking Brick' section (Part 3 of the instructions).</p>
	<p><a href="#">LEGO Star Wars AT-TE Walker 75337 Building Instructions</a></p> <p>Step-by-step building instructions for the LEGO Star Wars AT-TE Walker set, model number 75337. Discover how to assemble this iconic vehicle from the Star Wars universe.</p>
	<p><a href="#">LEGO 75375 Millennium Falcon Lighting Kit Installation Guide</a></p> <p>Comprehensive installation guide for the LEGO 75375 Millennium Falcon lighting kit. Includes component checks, testing procedures, and step-by-step instructions for illuminating the iconic Star Wars model.</p>

 The image shows the LEGO Star Wars Droideka set 75381. It is a black and white droid with orange and grey mechanical details. The LEGO and Star Wars logos are visible in the top left corner, and the set number 75381 is in the top right corner.	<p><a href="#">LEGO Star Wars Droideka 75381: Build the Iconic Droid   Official Instructions</a></p> <p>Step-by-step building instructions for the LEGO Star Wars Droideka set 75381. Assemble the iconic destroyer droid from 'The Phantom Menace' and celebrate 25 years of LEGO Star Wars. Features display options and LEGO Builder app integration.</p>
 The image shows the LEGO Star Wars Tantive IV set 75387. It is a white and grey starship with black and red details. The LEGO and Star Wars logos are visible in the top left corner, and the set number 75387 is in the top right corner.	<p><a href="#">LEGO Star Wars Tantive IV™ 75387 Building Set Instructions</a></p> <p>Discover the LEGO Star Wars Tantive IV™ 75387 building set. This manual provides step-by-step instructions for assembling the iconic starship, perfect for fans of LEGO and Star Wars.</p>
 The image shows the LEGO Star Wars set 75419. It is a circular, gold-colored set with a black and white design. The LEGO and Star Wars logos are visible in the top left corner, and the set number 75419 is in the top right corner.	<p><a href="#">Instrucciones de Construcción LEGO Star Wars 75419</a></p> <p>Descubre cómo construir el detallado set LEGO Star Wars 75419. Esta guía paso a paso te permite recrear escenas icónicas y personajes del universo Star Wars.</p>