

Pertronix D1202

Pertronix D1202 Flame-Thrower HEI Distributor Instruction Manual

FOR PONTIAC SMALL BLOCK/BIG BLOCK ENGINES

1. Introduction

This instruction manual provides detailed guidance for the proper installation, operation, and maintenance of your Pertronix D1202 Flame-Thrower HEI Distributor. Please read this manual thoroughly before attempting installation or operation to ensure optimal performance and safety. This distributor is designed to provide a high-energy ignition system for Pontiac Small Block and Big Block engines, enhancing spark delivery and combustion efficiency.

2. Safety Information

Always prioritize safety when working on automotive systems. Failure to follow these safety guidelines may result in personal injury or damage to the vehicle.

- Disconnect the vehicle's battery before beginning any installation or maintenance procedures to prevent electrical shock or accidental engine cranking.
- Wear appropriate personal protective equipment, including safety glasses and gloves.
- Ensure the engine is cool before working on ignition components.
- Keep all ignition components away from flammable materials.
- Consult a qualified automotive technician if you are unsure about any part of the installation process.

Proposition 65 Warning: This product may contain chemicals known to the State of California to cause cancer and birth defects or other reproductive harm.

3. Package Contents

Verify that all components are present before beginning installation:

- Pertronix Flame-Thrower Street / Strip HEI Distributor (D1202)

4. Product Overview

The Pertronix D1202 Flame-Thrower HEI Distributor is engineered for enhanced ignition performance in Pontiac Small Block and Big Block engines. It features a robust design and advanced internal components to deliver a powerful and

consistent spark.



Image 1: Pertronix D1202 Flame-Thrower HEI Distributor with blue cap. This image displays the complete distributor assembly, including the blue cap, aluminum housing, and drive gear.

Key features of this distributor include:

- **New Lightweight Aluminum Alloy Housing:** Provides durability and reduces overall weight.
- **Aligned and Honed High Quality Bronze Sintered Bushings:** Designed for reduced friction and extended operational life.
- **Centerless Ground Corrosion Resistant Shaft:** Ensures smooth, concentric operation and resistance to corrosion.
- **Distributor Gear Ground to Exact Tolerances:** Promotes a tighter mesh with the camshaft for reliable performance. A bronze distributor gear is also available separately.
- **High Dielectric Strength Cap with Brass Terminals:** Features a low resistance center coil brush for efficient spark

delivery.

5. Setup and Installation

Proper installation is crucial for the performance of your HEI distributor. If you are not experienced with automotive ignition systems, professional installation is recommended.

5.1 Pre-Installation Steps

1. **Disconnect Battery:** Always disconnect the negative terminal of the vehicle's battery before starting work.
2. **Mark Rotor Position:** Before removing the old distributor, note the exact position of the rotor and the orientation of the distributor housing. This will aid in initial timing setup.
3. **Mark Cylinder #1:** Identify the spark plug wire for cylinder #1 on the old distributor cap.
4. **Remove Old Distributor:** Carefully remove the old distributor, noting any shims or gaskets.

5.2 Installation Procedure

1. **Prepare New Distributor:** Ensure the new Pertronix D1202 distributor is clean and free of debris. Apply a small amount of engine oil to the distributor gear.
2. **Install Distributor:** Carefully insert the new distributor into the engine block, aligning the gear with the camshaft gear. The rotor should point to the approximate position noted in step 5.1.2, or slightly before the #1 cylinder spark plug terminal on the cap.
3. **Engage Oil Pump Shaft:** As the distributor drops into place, the oil pump shaft will engage. It may be necessary to rotate the engine slightly by hand (using a wrench on the crankshaft pulley bolt) to allow the distributor to fully seat.
4. **Secure Distributor:** Once seated, install the distributor hold-down clamp and bolt, but do not fully tighten it yet.
5. **Connect Wiring:** Connect the HEI distributor's wiring as per your vehicle's specific requirements. Typically, this involves a 12-volt switched power source. Refer to your vehicle's service manual for exact wiring diagrams if needed.
6. **Install Spark Plug Wires:** Transfer the spark plug wires from the old cap to the new blue cap, ensuring correct firing order. Start with cylinder #1 and follow the engine's firing order clockwise or counter-clockwise as indicated on the cap or in your vehicle's manual.
7. **Reconnect Battery:** Reconnect the negative terminal of the battery.

5.3 Initial Timing

After installation, the engine will need to be timed. This is a critical step for proper engine operation.

1. **Start Engine:** Start the engine and allow it to reach operating temperature.
2. **Connect Timing Light:** Connect a timing light to the #1 spark plug wire.
3. **Adjust Timing:** Loosen the distributor hold-down bolt slightly. While the engine is running, rotate the distributor housing slowly until the timing marks align with the manufacturer's specifications (typically found on a sticker under the hood or in your service manual).
4. **Tighten Distributor:** Once the correct timing is achieved, tighten the distributor hold-down bolt securely.
5. **Verify Timing:** Re-check the timing to ensure it has not shifted while tightening the bolt.

6. Operation

The Pertronix Flame-Thrower HEI Distributor operates by generating a high-voltage spark to ignite the air-fuel mixture in each cylinder at the precise moment. Its advanced design ensures a strong, consistent spark across a wide RPM range, contributing to improved engine performance and fuel efficiency.

The integrated high-energy module and coil combination are designed to operate effectively at higher RPMs than many

stock HEI units, providing a more robust ignition system for performance applications.

7. Maintenance

Regular maintenance helps ensure the longevity and optimal performance of your Pertronix HEI Distributor.

- **Cap and Rotor Inspection:** Periodically inspect the distributor cap and rotor for cracks, carbon tracking, or excessive wear on the terminals. Replace if necessary.
- **Spark Plug Wires:** Check spark plug wires for damage, fraying, or poor connections. Ensure they are securely seated on both the cap and spark plugs.
- **Cleanliness:** Keep the exterior of the distributor clean and free of oil, dirt, and moisture.
- **Timing Check:** Occasionally verify engine timing, especially if you notice a change in engine performance.

8. Troubleshooting

If you experience issues with your ignition system, consider the following basic troubleshooting steps:

- **No Spark:**
 - Check all electrical connections to the distributor for looseness or corrosion.
 - Verify that the distributor is receiving 12-volt power.
 - Inspect the distributor cap and rotor for damage.
 - Ensure spark plug wires are correctly installed and not damaged.
- **Engine Misfire or Rough Idle:**
 - Check spark plug wires for proper routing and secure connections.
 - Inspect spark plugs for wear or fouling.
 - Verify engine timing is set correctly.
 - Check for vacuum leaks.
- **Engine Cranks but Does Not Start:**
 - Confirm the distributor is fully seated and the hold-down clamp is secure.
 - Re-check rotor position and spark plug wire routing.
 - Ensure fuel delivery is adequate.

If these steps do not resolve the issue, it is recommended to consult a professional automotive technician or contact Pertronix technical support.

9. Specifications

Specification	Value
Model Number	D1202
Brand	Pertronix
Material	Aluminum
Exterior Finish	Bronze (Gear)
Item Weight	6.7 pounds

Specification	Value
Product Dimensions (L x W x H)	16.5 x 9.6 x 6.5 inches
UPC	694342009038

10. Warranty and Support




For information regarding the product warranty, please refer to the official Pertronix website or contact their customer support directly. Keep your purchase receipt as proof of purchase for any warranty claims.

For technical assistance or further inquiries, please visit the Pertronix support page or contact their customer service department.



© 2023 Pertronix. All rights reserved.

Related Documents - D1202

	<p>PerTronix 2018 Catalog: Ignition Products for Automotive, Marine, Industrial, and Agricultural Applications</p> <p>Explore the PerTronix 2018 catalog featuring a comprehensive range of high-performance ignition products, including distributors, ignition boxes, coils, and spark plug wires for automotive, marine, industrial, and agricultural applications. Discover new Contour Starters and Digital HP ignition systems.</p>
	<p>PerTronix Ignitor Electronic Ignition System Installation and Warranty</p> <p>This document provides installation instructions and limited warranty information for the PerTronix Ignitor electronic ignition system, designed for 12-volt positive ground applications. It covers compatibility, wiring, troubleshooting, and warranty terms.</p>
	<p>PerTronix 2018 Catalog: Ignition Products for Automotive, Marine, Industrial, and Agricultural Applications</p> <p>Explore the PerTronix 2018 catalog featuring a comprehensive range of high-performance ignition products, including distributors, ignition boxes, coils, and spark plug wires for automotive, marine, industrial, and agricultural applications. Discover new Contour Starters and Digital HP ignition systems.</p>

	<p>Doug's Headers D380 Installation & Warranty for 1965-1982 Corvette</p> <p>Comprehensive installation instructions and limited warranty information for Doug's Headers D380 Side Tube Long Tube Headers designed for 1965-1982 Chevrolet Corvette with 265-400 Small Block engines.</p>
	<p>Doug's Headers D322 Installation Guide & Warranty - Chevrolet Big Block 1964-1974</p> <p>Comprehensive installation instructions and limited warranty information for Doug's Headers D322 Long Tube Headers designed for Chevrolet Big Block engines (396-502) in Camaro, Chevelle, El Camino, Monte Carlo, and Full Size Cars from 1964-1974. Includes disassembly, installation steps, parts list, and compatibility notes.</p>
	<p>Doug's Headers D355 Installation Instructions & Warranty for 1955-57 Chevy SBC</p> <p>Comprehensive installation guide and warranty information for Doug's Headers D355 Fenderwell Exit Long Tube Headers designed for 1955-1957 Chevrolet vehicles with 265-400 SBC engines. Includes disassembly, installation steps, parts list, and warranty details.</p>

Documents - Pertronix – D1202



[PerTronix 2018 Catalog: Ignition Products for Automotive, Marine, Industrial, and Agricultural Applications](#)

Explore the PerTronix 2018 catalog featuring a comprehensive range of high-performance ignition products, including distributors, ignition boxes, coils, and spark plug wires for automotive, marine, industrial, and agricultural applications. Discover new Contour Starters and Digital HP ignition systems.

lang:en score:21 filesize: 12.34 M page_count: 83 document date: 2017-12-14



[\[pdf\]](#) User Manual Catalog

Pertronix Catalog Carquest Auto Parts Quality Products for Over 40 Years Manual trans only 8 Single point distributor 9 Excluding California model with auto 10 Dual 13 Lobe sensor module 1 models 2 Factory electronic ignition 5 Canadian 7 14 European 19 Mechanical advance at top of shaft 20 Large cap 32 Vacuum retard Pertronix 2015 carquestprofessionals catalogs high performance Quality Products for Over 40 Years 2015 We are excited to present our 2015 catalog with many new a ... 52 D71052 ----- D1352 D71352 D1372 D71372 D1102 D71102 ----- **D1202** D71202 D1272 D71272 Flame-Thrower HEI distributors are dimensionally equivalent to the origin... lang:en score:19 filesize: 13.86 M page_count: 76 document date: 2015-08-05



[\[pdf\]](#) Catalog

Pertronix Wire Cable Tools Catalog cable tools wire strippers crimpers cutters pullers coaxial heavy duty automatic thermal ratcheting jaw locking pliers safety tech pro terminal tool set TOOLSiD PerTronix® Ignitor II™ Adaptive Dwell Control Ignition 2019 catalog carid images pertronix info ||| 2019 Quality Products for Over 40 Years 2019 CHANGING THE SPARK IN IGNITION We are excited to pre ... ----- D1352 D71352 D1372 D71372 D1102 D71102 ----- **D1202** D71202 D1272 D71272 Flame-Thrower HEI distributors are dimensionally equivalent to the origin... lang:en score:17 filesize: 3.02 M page_count: 86 document date: 2019-10-25



[\[pdf\]](#) Catalog

Pertronix Boat Parts Hardware Product Catalog BOATiD 2020 PerTronix® Ignitor II™ Adaptive Dwell Control Ignition pertronix product catalog images carid info ||| Quality Products for Over 40 Years CHANGING THE SPARK IN IGNITION We are excited to present our pr ... ----- D1352 D71352 D1372 D71372 D1102 D71102 ----- **D1202** D71202 D1272 D71272 Flame-Thrower HEI distributors are dimensionally equivalent to the origin... lang:en score:16 filesize: 13.53 M page_count: 88 document date: 2021-07-01



[\[pdf\]](#) Catalog

Pertronix Performance Ignition Systems Catalog performance ignition spark plugs wires coils distributors controllers cd caps rotors modules CARiD a link to their catalogue DIY supercharger option with EFI!!!
 Page 96 MG Midget Forum Experience Forums The I am not certain but here is 2015 pertronix catalog images carid products |||

Quality Products for Over 40 Years 2015 We are excited to present our 2015 catalog with many new a ... 52 D71052 ----- D1352 D71352 D1372 D71372 D1102 D71102 ----- **D1202** D71202 D1272 D71272 Flame-Thrower HEI distributors are dimensionally equivalent to the origin...

lang:en score:16 filesize: 13.29 M page_count: 76 document date: 2017-02-01



[\[pdf\]](#) Catalog

cdn shopify s files 1 0247 6913 4628 f No information is available for this page PerTronix Catalog 12 18 20 v 1608310495 |||

Quality Products for Over 40 Years CHANGING THE SPARK IN IGNITION We are excited to present our pr ... ----- D1352 D71352 D1372 D71372 D1102 D71102 ----- **D1202** D71202 D1272 D71272 Flame-Thrower HEI distributors are dimensionally equivalent to the origin...

lang:en score:16 filesize: 14.52 M page_count: 90 document date: 2020-12-16



[\[pdf\]](#) Catalog

pertronix catalog 12 18 20 cdn hansenracing se images artiklar bhkk PERTRONIXCatalog Rack · Winners CirclePerTronix 2020 Catalogpertronix 20cdn shopify s files 1 0098 2587 8074 PerTronix Catalog v 1687372470cdn ||| ||| Quality Products for Over 40 Years CHANGING THE SPARK IN IGNITION We are excited to present our product catalog featuring many new applications, updates and industry changing new products. First and foremost we are proud to announce the new

Quality Products for Over 40 Years CHANGING THE SPARK IN IGNITION We are excited to present our pr ... ----- D1352 D71352 D1372 D71372 D1102 D71102 ----- **D1202** D71202 D1272 D71272 Flame-Thrower HEI distributors are dimensionally equivalent to the origin...

lang:en score:15 filesize: 14.52 M page_count: 90 document date: 2020-12-16


[pdf] Troubleshooting Guide Warranty

DownloadPerTronix Street Strip HEI Distributor for Oldsmobile 260 455 Engines PertronixD1100cdn
shopify s files 1 0247 6913 4628 D1100 DownloadDownloadPerTronix PertronixPerTronix Pontiac 301
PertronixD1200cdn D1100cdn D1200 DownloadDownloadDownloadPerTronix PertronixD1202cdn
D1200cdn D1202 DownloadDownloadDownloadDownloadPerTronix Chevy Small Block Big
PertronixD1051cdn D1051cdn DownloadDownloadDownloadDownloadDownloadPerTronix
PertronixD1052D1051cdn D1052cdn

DownloadDownloadDownloadDownloadDownloadDownloadDownloadPerTronix PertronixD1052D1050D1051cdn
D1050cdn DownloadDownloadDownloadDownloadDownloadDownloadDownloadDownloadPerTronix
PertronixD1052D1050D1051D1002cdn D1002cdn |||

TROUBLESHOOTING If the vehicle fails to start after installing the Flame-Thrower distributor; Check to insure that all directions have being followed correctly. Make sure that all connections are correct, and tight. If converting from a point type ignition, make sure that all primary resistance i...

lang:en **score:15** filesize: 126.02 K page_count: 2 document date: 2008-07-15



PERTRONIX DISTRIBUTOR CROSS REFERENCE	
PERTRONIX PART #	CROSS REFERENCE PART #
D1000	4011
D1001	4011
D1002	4011
D100700	4011
D100701	4011
D100710	4011
D100711	4011
D100800	4011
D100801	4011
D100810	4011
D100811	4011
D1010	4011
D1011	4011
D1012	4011
D101700	4011
D101701	4011
D101710	4011
D101711	4011
D101800	4011
D101801	4011
D101810	4011
D101811	4011
D1018A	4011
D10170	4011
D10171	4011
D10172	4011
D10173	4011
D10174	4011
D10175	4011
D10176	4011
D10177	4011
D10178	4011
D10179	4011
D10180	4011
D10181	4011
D10182	4011
D10183	4011
D10184	4011
D10185	4011
D10186	4011
D10187	4011
D10188	4011
D10189	4011
D10190	4011
D10191	4011
D10192	4011
D10193	4011
D10194	4011
D10195	4011
D10196	4011
D10197	4011
D10198	4011
D10199	4011
D10200	4011
D10201	4011
D10202	4011
D10203	4011
D10204	4011
D10205	4011
D10206	4011
D10207	4011
D10208	4011
D10209	4011
D10210	4011
D10211	4011
D10212	4011
D10213	4011
D10214	4011
D10215	4011
D10216	4011
D10217	4011
D10218	4011
D10219	4011
D10220	4011
D10221	4011
D10222	4011
D10223	4011
D10224	4011
D10225	4011
D10226	4011
D10227	4011
D10228	4011
D10229	4011
D10230	4011
D10231	4011
D10232	4011
D10233	4011
D10234	4011
D10235	4011
D10236	4011
D10237	4011
D10238	4011
D10239	4011
D10240	4011
D10241	4011
D10242	4011
D10243	4011
D10244	4011
D10245	4011
D10246	4011
D10247	4011
D10248	4011
D10249	4011
D10250	4011
D10251	4011
D10252	4011
D10253	4011
D10254	4011
D10255	4011
D10256	4011
D10257	4011
D10258	4011
D10259	4011
D10260	4011
D10261	4011
D10262	4011
D10263	4011
D10264	4011
D10265	4011
D10266	4011
D10267	4011
D10268	4011
D10269	4011
D10270	4011
D10271	4011
D10272	4011
D10273	4011
D10274	4011
D10275	4011
D10276	4011
D10277	4011
D10278	4011
D10279	4011
D10280	4011
D10281	4011
D10282	4011
D10283	4011
D10284	4011
D10285	4011
D10286	4011
D10287	4011
D10288	4011
D10289	4011
D10290	4011
D10291	4011
D10292	4011
D10293	4011
D10294	4011
D10295	4011
D10296	4011
D10297	4011
D10298	4011
D10299	4011
D10300	4011
D10301	4011
D10302	4011
D10303	4011
D10304	4011
D10305	4011
D10306	4011
D10307	4011
D10308	4011
D10309	4011
D10310	4011
D10311	4011
D10312	4011
D10313	4011
D10314	4011
D10315	4011
D10316	4011
D10317	4011
D10318	4011
D10319	4011
D10320	4011
D10321	4011
D10322	4011
D10323	4011
D10324	4011
D10325	4011
D10326	4011
D10327	4011
D10328	4011
D10329	4011
D10330	4011
D10331	4011
D10332	4011
D10333	4011
D10334	4011
D10335	4011
D10336	4011
D10337	4011
D10338	4011
D10339	4011
D10340	4011
D10341	4011
D10342	4011
D10343	4011
D10344	4011
D10345	4011
D10346	4011
D10347	4011
D10348	4011
D10349	4011
D10350	4011
D10351	4011
D10352	4011
D10353	4011
D10354	4011
D10355	4011
D10356	4011
D10357	4011
D10358	4011
D10359	4011
D10360	4011
D10361	4011
D10362	4011
D10363	4011
D10364	4011
D10365	4011
D10366	4011
D10367	4011
D10368	4011
D10369	4011
D10370	4011
D10371	4011
D10372	4011
D10373	4011
D10374	4011
D10375	4011
D10376	4011
D10377	4011
D10378	4011
D10379	4011
D10380	4011
D10381	4011
D10382	4011
D10383	4011
D10384	4011
D10385	4011
D10386	4011
D10387	4011
D10388	4011
D10389	4011
D10390	4011
D10391	4011
D10392	4011
D10393	4011
D10394	4011
D10395	4011
D10396	4011
D10397	4011
D10398	4011
D10399	4011
D10400	4011
D10401	4011
D10402	4011
D10403	4011
D10404	4011
D10405	4011
D10406	4011
D10407	4011
D10408	4011
D10409	4011
D10410	4011
D10411	4011
D10412	4011
D10413	4011
D10414	4011
D10415	4011
D10416	4011
D10417	4011
D10418	4011
D10419	4011
D10420	4011
D10421	4011
D10422	4011
D10423	4011
D10424	4011
D10425	4011
D10426	4011
D10427	4011
D10428	4011
D10429	4011
D10430	4011
D10431	4011
D10432	4011
D10433	4011
D10434	4011
D10435	4011
D10436	4011
D10437	4011
D10438	4011
D10439	4011
D10440	4011
D10441	4011
D10442	4011
D10443	4011
D10444	4011
D10445	4011
D10446	4011
D10447	4011
D10448	4011
D10449	4011
D10450	4011
D10451	4011
D10452	4011
D10453	4011
D10454	4011
D10455	4011
D10456	4011
D10457	4011
D10458	4011
D10459	4011
D10460	4011
D10461	4011
D10462	4011
D10463	4011
D10464	4011
D10465	4011
D10466	4011
D10467	4011
D10468	4011
D10469	4011
D10470	4011
D10471	4011
D10472	4011
D10473	4011
D10474	4011
D10475	4011
D10476	4011
D10477	4011
D10478	4011
D10479	4011
D10480	4011
D10481	4011
D10482	4011
D10483	4011
D10484	4011
D10485	4011
D10486	4011
D10487	4011
D10488	4011
D10489	4011
D10490	4011
D10491	4011
D10492	4011
D10493	4011
D10494	4011
D10495	4011
D10496	4011
D10497	4011
D10498	4011
D10499	4011
D10500	4011
D10501	4011
D10502	4011
D10503	4011
D10504	4011
D10505	4011
D10506	4011
D10507	4011
D10508	4011
D10509	4011
D10510	4011
D10511	4011
D10512	4011
D10513	4011
D10514	4011
D10515	4011
D10516	4011
D10517	4011
D10518	4011
D10519	4011
D10520	4011
D10521	4011
D10522	4011
D10523	4011
D10524	4011
D10525	4011
D10526	4011
D10527	4011
D10528	4011
D10529	4011
D10530	4011
D10531	4011
D10532	4011
D10533	4011
D10534	4011
D10535	4011
D10536	4011
D10537	4011
D10538	4011
D10539	4011
D10540	4011
D10541	4011
D10542	4011
D10543	4011
D10544	4011
D10545	4011
D10546	4011
D10547	4011
D10548	4011
D10549	4011
D10550	4011
D10551	4011
D10552	4011
D10553	4011
D10554	4011
D10555	4011
D10556	4011
D10557	4011
D10558	4011
D10559	4011
D10560	4011
D10561	4011
D10562	4011
D10563	4011
D10564	4011
D10565	4011
D10566	4011
D10567	4011
D10568	4011
D10569	4011
D10570	4011
D10571	4011
D10572	4011
D10573	4011
D10574	4011
D10575	4011
D10576	4011
D10577	4011
D10578	4011
D10579	4011
D10580	4011
D10581	4011
D10582	4011
D10583	4011
D10584	4011
D10585	4011
D10586	4011
D10587	4011
D10588	4011
D10589	4011
D10590	4011
D10591	4011
D10592	4011
D10593	4011
D10594	4011
D10595	4011
D10596	4011
D10597	4011
D10598	4011
D10599	4011
D10600	4011
D10601	4011
D10602	4011
D10603	4011
D10604	4011
D10605	4011
D10606	4011
D10607	4011
D10608	4011
D10609	4011
D10610	4011
D10611	4011
D10612	4011
D10613	4011
D10614	4011
D10615	4011
D10616	4011
D10617	4011
D10618	4011
D10619	4011
D10620	4011
D10621	4011
D10622	4011
D10623	4011
D10624	4011
D10625	4011
D10626	4011
D10627	4011
D10628	4011
D10629	4011
D10630	4011
D10631	4011
D10632	4011
D10633	4011
D10634	4011
D10635	4011
D10636	4011
D10637	4011
D10638	4011
D10639	4011
D10640	4011
D10641	4011
D10642	4011
D10643	4011
D10644	4011
D10645	4011
D10646	4011
D10647	4011
D10648	4011
D10649	4011
D10650	4011
D10651	