

Grip-Rite GRTFC83

Grip-Rite GRTFC83 30-Degree Short Body Paper Tape Framing Nailer Instruction Manual

Model: GRTFC83

1. IMPORTANT SAFETY INFORMATION

Always read and understand all safety warnings and instructions before operating this tool. Failure to follow these warnings and instructions may result in serious injury.

- **Eye Protection:** Always wear ANSI Z87.1 compliant safety glasses with side shields when operating or performing maintenance on the nailer.
- **Hearing Protection:** Wear hearing protection to prevent hearing damage from noise exposure.
- **Hand Protection:** Wear appropriate gloves to protect hands.
- **Disconnect Air Supply:** Always disconnect the air supply before making adjustments, clearing jams, servicing, or when the tool is not in use.
- **Proper Air Pressure:** Do not exceed the maximum recommended air pressure for the tool. Refer to the specifications section.
- **Secure Workpiece:** Ensure the workpiece is stable and secure before nailing.
- **Avoid Accidental Discharge:** Never point the tool at yourself or others. Keep fingers away from the trigger when not actively nailing.
- **Maintain Clear Work Area:** Keep the work area clean and well-lit. Cluttered or dark areas invite accidents.
- **Inspect Tool:** Before each use, inspect the tool for damaged parts, loose fasteners, or air leaks. Do not use a damaged tool.
- **Use Correct Fasteners:** Only use fasteners specified for this tool.

2. PRODUCT OVERVIEW AND FEATURES

The Grip-Rite GRTFC83 is a 30-degree short body paper tape framing nailer designed for various framing applications. It accepts 2" to 3-1/4" clipped and round head paper tape framing nails.



Figure 2.1: Side view of the Grip-Rite GRTFC83 Framing Nailer, showcasing its compact design and magazine.

Key Features:

- **Selectable Trigger:** Easily switch between sequential and bump fire modes for different application needs.
- **Dry Fire Lockout:** Prevents the tool from firing when the magazine is empty, protecting internal components and the workpiece.
- **Lightweight and Balanced Design:** Engineered to reduce user fatigue during extended operation.
- **Short Body Design:** Allows for operation in tight spaces, fitting between 16" on-center studs.
- **Adjustable Rafter Hook:** Provides convenient temporary storage of the tool.



Design

Short body to fit between 16" on center studs



Rotating Hook

Metal rafter hook for hands-free movement



Trigger

Switch between sequential and bump fire mode



Figure 2.2: Illustration of key features including the short body design, rotating rafter hook, and selectable trigger mechanism.

3. SETUP INSTRUCTIONS

3.1 Connecting to Air Supply

1. Ensure the air compressor is off and the air hose is disconnected.
2. Attach a quick-connect coupler to the air inlet of the nailer.
3. Connect the air hose from the compressor to the nailer's coupler.
4. Set the air compressor pressure to the recommended operating range (refer to Specifications). Do not exceed 120 PSI.

3.2 Loading Fasteners



Figure 3.1: Demonstrates the proper method for loading a strip of paper tape framing nails into the tool's magazine.

1. Disconnect the air supply before loading nails.
2. Pull back the pusher assembly until it locks into place.
3. Insert a strip of 30-degree paper tape framing nails into the magazine, ensuring the nail heads are properly seated.
4. Release the pusher assembly, allowing it to push the nails forward. Ensure the nails are not jammed.
5. Only load one strip of nails at a time to prevent feeding issues.

3.3 Adjusting Depth of Drive

The depth of drive can be adjusted to set the nail flush, countersunk, or proud of the workpiece surface. This model typically features a tool-free depth adjustment dial or lever near the nose of the tool. Rotate the adjustment mechanism to achieve the desired nail depth.

3.4 Selecting Trigger Mode

The GRTFC83 features a selectable trigger for two operating modes:

- **Sequential Actuation Mode:** Requires the contact trip to be pressed against the workpiece, then the trigger pulled to fire a single nail. This mode offers precise fastener placement.
- **Bump Fire (Contact Actuation) Mode:** Allows for rapid firing by holding the trigger and pressing the contact trip against the workpiece. This mode is suitable for high-speed production work.

Refer to the tool's trigger mechanism for specific instructions on switching between modes. Always ensure the correct mode is selected for the task at hand.

4. OPERATING INSTRUCTIONS

4.1 General Operation

1. Ensure all safety precautions are followed, including wearing appropriate personal protective equipment.

2. Connect the nailer to the air supply and set the pressure.
3. Load the appropriate fasteners into the magazine.
4. Select the desired trigger mode (sequential or bump fire).
5. Place the nose of the tool firmly against the workpiece at the desired nailing location.
6. For sequential mode, press the contact trip against the workpiece, then pull the trigger. For bump fire mode, hold the trigger and press the contact trip against the workpiece to fire.
7. Maintain a firm grip on the tool and control recoil.
8. When finished, disconnect the air supply and store the tool safely.



Figure 4.1: A user demonstrating the operation of the framing nailer on a wooden stud, highlighting proper handling and positioning.

4.2 Dry Fire Lockout Feature

The Dry Fire Lockout mechanism prevents the tool from firing when the magazine is empty. This feature protects the tool's internal components from unnecessary wear and prevents damage to the workpiece. When the lockout engages, reload the magazine with fasteners to resume operation.

5. MAINTENANCE

Regular maintenance ensures optimal performance and extends the life of your Grip-Rite GRTFC83 nailer. Always disconnect the air supply before performing any maintenance.

5.1 Daily Maintenance

- **Lubrication:** Apply 2-3 drops of pneumatic tool oil into the air inlet at the beginning of each workday or after every 2 hours of continuous use. Do not over-lubricate.
- **Cleaning:** Wipe down the tool with a clean, dry cloth. Remove any dust or debris from the magazine and nose area.
- **Inspection:** Check for loose screws, worn O-rings, or damaged parts. Replace any worn or damaged components immediately.

5.2 Air Filter and Regulator

Ensure your air compressor is equipped with an air filter and regulator. The air filter helps prevent moisture and debris from entering the tool, while the regulator maintains consistent air pressure, which is crucial for proper tool operation and longevity.

5.3 Storage

Store the nailer in a clean, dry environment away from extreme temperatures and direct sunlight. Disconnect the air supply and ensure the magazine is empty before storage.

6. TROUBLESHOOTING

Before attempting any troubleshooting, always disconnect the air supply from the tool.

Problem	Possible Cause	Solution
Nailer does not fire or misfires.	No air supply or low air pressure. Magazine empty (Dry Fire Lockout engaged). Nails jammed in the nose. Trigger or contact trip malfunction.	Check air hose connection and compressor pressure. Reload nails into the magazine. Disconnect air, open nose, clear jam. Contact authorized service center.
Nails not driven to full depth.	Low air pressure. Depth adjustment set too shallow. Worn driver blade or bumper.	Increase air pressure within recommended range. Adjust depth setting deeper. Contact authorized service center for inspection.
Air leaks from tool.	Loose fittings. Damaged O-rings or seals.	Tighten fittings. Contact authorized service center for replacement of seals.
Nails jam frequently.	Incorrect nail size or type. Damaged nails or magazine. Overloading magazine (more than one strip).	Use only specified 30-degree paper tape nails. Inspect nails and magazine for damage. Load only one strip of nails at a time.

7. SPECIFICATIONS

Feature	Detail
Model Number	GRTFC83
Fastener Type	30-Degree Paper Tape Framing Nails (Clipped and Round Head)
Fastener Length Range	2" to 3-1/4"
Operating Pressure	70-120 PSI (Typical, refer to tool for exact range)
Item Weight	10.13 pounds

Feature	Detail
Product Dimensions	22.56 x 5.04 x 14.06 inches
Power Source	Air-powered
Included Components	Framing Nail

8. WARRANTY AND SUPPORT

8.1 Warranty Information




The Grip-Rite GRTFC83 Framing Nailer is backed by the **RED Promise 7-year limited warranty**. This warranty covers manufacturing defects and material flaws for a period of seven years from the date of purchase. Additionally, a **90-day satisfaction guarantee** is included, which also covers soft parts and driver blades.


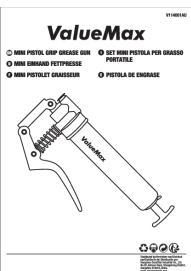

For full warranty details and terms, please refer to the official Grip-Rite warranty documentation included with your product or visit the manufacturer's website.

8.2 Customer Support

If you encounter any issues not covered in the troubleshooting section, require replacement parts, or need further assistance, please contact Grip-Rite customer support. Have your model number (GRTFC83) and purchase information ready when contacting support.

Related Documents - GRTFC83

	<p>Grip-Rite Automatic Bar Tie Twister Tool Instructions and Features</p> <p>Detailed information on the Grip-Rite Automatic Bar Tie Twister, including its features, usage instructions in English and Spanish, and product specifications. Learn how this tool simplifies securing bar ties quickly and easily.</p>
	<p>FireWrap HRD Grip Installation Instructions</p> <p>Detailed step-by-step guide for installing the FireWrap HRD grip kit, including preparation, application, curing, and care instructions for a durable, semi-permanent tool grip.</p>
	<p>Wasp DR5 Standard Gun Grip: Quick Start Guide and Assembly Instructions</p> <p>This guide provides instructions for assembling and disassembling the Wasp DR5 Standard Gun Grip, including package contents, important notes, and safety cautions.</p>

	<p>WORKPRO Pistol Grip Grease Gun Set Operator's Manual W114133AE</p> <p>Official operator's manual for the WORKPRO Pistol Grip Grease Gun Set (Model W114133AE). This guide provides essential safety information, product overview, detailed instructions for cartridge, bulk, suction, and filler pump loading, priming procedures, and troubleshooting tips for optimal performance and safety.</p>
	<p>ValueMax Mini Pistol Grip Grease Gun User Manual</p> <p>Comprehensive user manual for the ValueMax Mini Pistol Grip Grease Gun, detailing installation, operation, and safety guidelines. Includes multilingual instructions and part identification.</p>
	<p>Greasetek GT-MINI-1 Mini Grease Gun User Manual and Safety Guide</p> <p>Comprehensive guide to the Greasetek GT-MINI-1 Mini Grease Gun, covering safety instructions, assembly, operation, maintenance, and troubleshooting.</p>

Documents - Grip-Rite – GRTFC83



[\[pdf\]](#) User Manual Accessories Catalog Label

Fastening Systems Grip Rite 31 Aug 2022 — Rite® Service Network up time built on the most comprehensive service program in industry 1 4 male plug and instruction manual GR FasteningSystems 2022Catalog FlipBook Digital grip rite 07 |||

Fastening Systems PRODUC T CATALOG COLLATED FASTENERS TOOLS COMPRESSORS ACCESSORIES TABLE O ... 74-75 4 Gallon Ultra Quiet Compressor GR25040LR 30 Paper Tape Framing Nailer **GRTFC83** THE RED SYSTEMTM 2 THE RED SYSTEMTM Collated Fastener Icon System Our collated fastener i...

lang:de score:44 filesize: 54.48 M page_count: 78 document date: 2022-09-26



[\[pdf\]](#) User Manual Parts List Specifications

Backup of manual English 902 Kelly Jackson DC 98 primesource grtfc83 owners user bostwick pim s3 amazonaws Damroot Original 10001 |||

OPERATOR S MANUAL AND PARTS LIST SHORT BODY FRAMING NAILERS
MODELS GRTFR83, GRTFR83L, **GRTFC83** GRTFW83 GRTFR83 L GRTFR83 L
GRTFW83 GRTFW83 **GRTFC83 GRTFC83** www.grip1-rite.com TABLE OF
CONTENTS TABLE OF CONTENTS -----2
SPECIFICATIONS -----...

lang:de **score:38** filesize: 2.65 M page_count: 32 document date: 2010-10-19



[\[pdf\]](#) Reference Guide Guide Warranty

Tool Fastener Compatibility Guide Grip Rite 31 ott 2021 — DeWalt DW45RN DCN45RN Duo Fast DRN
45 RN 175 DW66C 1 Visit grip rite for details warranty information and limitations GR FasteningSystems
CrossReference Digital 10 |||

Tool/Fastener Compatibility Guide Grip-Rite, the leader in fasteners, is committed to
making your c ... 90CH/28 Porter-Cable: FM350, FM350A 30 PAPER TAPE
CLIPPED HEAD OFFSET ROUND HEAD NAILS Grip-Rite: **GRTFC83**, GRTCH350
Bostitch: F33PT, LP33PT, N79PT, N90PT DeWalt: DCN692, D51822, D51823,
DCN692M1, DC...

lang:de **score:38** filesize: 2.21 M page_count: 4 document date: 2020-10-28



[\[pdf\]](#) Specifications Declaration of Conformity Warranty Catalog

GRTSTFC83 GR Tool Sheet GRTFC83 20111020 cdr Michael Lynch Grip Rite GRP12ZH1 100096552
Home Hardware Center 100096549 Catalog assets unilogcorp 187 ITEM DOC |||

PNEUMATIC FASTENING TOOLS FRAMING 30 Paper Tape Framing Nailer
GRTFC83 Applications: Framing, decking, fencing, sheathing, siding, subfloors,
trusses Features: Lightweight, durable magnesium housing Excellent balance
Selectable trigger, easily select between bump fire and sequential fire Inno...
lang:en **score:33** filesize: 525.81 K page_count: 1 document date: 2012-09-19

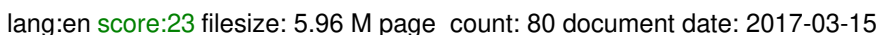
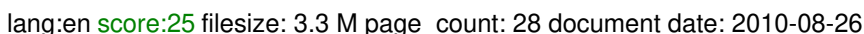


[pdf] User Manual Parts List Specifications Declaration of Conformity
Backup of manual English 902 Kelly Jackson DC 98 OPERATOR S MANUALGrip Rite 101860094
Owners User Manualassets unilogcorp 187 ITEM DOC Grip Manual |||
OPERATOR S MANUAL AND PARTS LIST SHORT BODY FRAMING NAILERS
MODELS GRTFR83, GRTFR83L, **GRTFC83** GRTFW83 GRTFR83 L GRTFR83 L
GRTFW83 GRTFW83 **GRTFC83 GRTFC83** www.grip1-rite.com TABLE OF
CONTENTS TABLE OF CONTENTS -----2
SPECIFICATIONS -----...
lang:de score:32 filesize: 2.65 M page_count: 32 document date: 2010-10-19



[pdf] User Manual Warranty Accessories Catalog Label
PRODUCT CATALOG tool oil 1 4 male swivel plug instruction manual 3YEAR Warranty 2 3 8006767777
9 COLLATED FASTENERS C OMPRESSORS ACC ESSORIES TOOLS FASTENING S YSTEM AFETY
RESO U R E 15° Coil Framing Nailer GRTCN90 Applications sheathing decking sub floor ing decks
pallets and crates GRFKIT25 Catalog d29c95q8mcesvj cloudfront net wysiwyg
FASTENING SYSTEMs PRODUCT CATALOG Collated Fasteners tools compressors
Accessories GRFSCAT 13/08 ... s RESOURCE HEADING TEXT fastening tools
System Collated fasteners 30 Paper Tape Framing Nailer **GRTFC83** Applications
Framing, decking, fencing, sheathing, siding, subfloors, and trusses Features ...
lang:en score:30 filesize: 6.03 M page_count: 80 document date: 2013-08-19

[pdf] Guide Declaration of Conformity Accessories Catalog Pricing Guide
Tools Compressors Accessories UnilogGR COIL ROOFING NAILER \$156 45 \$199 00 GRTFR83
764666584891 GR 21° PLASTIC STRIP ROUND HEAD FRAMING \$166 95 \$209 GRTFC83
764666616899 30° Grip Rite 102388087 Catalogassets unilogcorp 187 ITEM DOC Grip Catalog |||
DEALER PRICE GUIDE Tools, Compressors Accessories PNEUMATIC
CONTRACTOR TOOLS SKU GRTRN45 GRTFR83 **GRTFC83** GRTCN90 GRTCS250
GRTCS250Z GRTSM2016C GRTSN150 GRTFN250 GRTBN200N GRTMP16
GRC58A GR150 GRSB150 GRSB250 UPC Code 764666537897 764666584891
764666616899 764666596542 764666565265 764666603004 ...
lang:de score:29 filesize: 587.37 K page_count: 2 document date: 2019-10-25





[pdf] Installation Guide Guide Application Guide Catalog

Product Catalog 1Simpson Strong Tie 2018 Fastener Guide for Simpson Co Inc 1676582 buildsite simpsonstrongtie

Fastener Product Guide 2018 800 999-5099 strongtie.com Engineered to drive easy. Secure Dr ... er selection 800 999-5099. Bosch SN350-34C Bostitch F33PT DeWalt D51825, D51822 Grip-Rite **GRTFC83** up to 34 , GRTCH350 Hitachi NR83AA3 up to 34 , NR90ADPR, NR90GC2 Makita AN943 Max ...

lang:en score:23 filesize: 28.04 M page_count: 236 document date: 2018-10-16



[pdf] User Manual Owner's Manual

Descargar Ficha TécnicaPistola Papel 30º altamaterialesFTCLA120cdn shopify s files 1 0586 3306 0405 FTCLA120 v 1699037714 |||

GRTFC83 30 PAPER TAPE FRAMING NAILER HEIGHT: 13.50 LENGTH: 21.70 WIDTH: 4.50 WEIGHT: 7.30 LB. Short body design Fits easily between 16 O.C. studs Lightweight and excellent balance Allow all day use without user fatigue ALSO INCLUDED WITH THIS PURCHASE: All Required Hex Wrenches Owner ...

lang:en score:23 filesize: 3.15 M page_count: 2 document date: 2020-08-11




[pdf] Installation Guide Declaration of Conformity Catalog

Grip Rite MAXB64892 101634623 McLendon Hardware 100098501 Catalog assets unilogcorp 187 ITEM DOC |||

PRIMEGUARD MAX FASTENERS Nails, Screws, and Collated Fasteners Stainless Steel Fasteners Lifetime Gu ... sunlight ;; Aggressive ring shank for greater holding power For best results, use with a Grip-Rite **GRTFC83** or GRTCH350 30 Paper Tape Framing Nailer. Also for use with most 30-34 Paper Tape Framing Na...

lang:en score:21 filesize: 4.35 M page_count: 36 document date: 2015-10-21



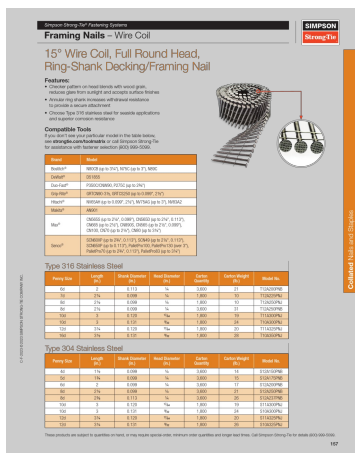
[pdf] User Manual Instructions Parts List Borchure Catalog

untitled FASTENING CATALOG provided on the tool and in operations manual Used properly these tools provide easy safe effi cient methods for driving nails staples all kinds of construction projects REFER to your Operations Manual Parts List or call BOSTITCH® Customer Service 1 800 556 6696 if any terms used below are unfamiliar you BOSTITCH IMPORTANT READ CAREFULLY You others working around can be seriously injured by fastener do not follow instructions fus us bostitch catalog

2013BOSTITCHFasteningCatalogBOSCAT131 ver final cdn3 evostore io documents fusion en ~ media files catalogs brochures 2013bostitchfasteningcatalogbosc131 80

FASTENING CATALOG WHY BOSTITCH WE TORTURE OUR TOOLS TO MAKE THEM BETTER. WE DROP THEM, DRAG THEM, ... nco SN901XP, SN951XP, FP701XP, FP601 Ridig R350CHA Max SN890CH/34, SN883CH/34 Griprite GRTCH350, **GRTFC83** STRAPSHOTTM 35 Paper Collated Metal Connector Nails SKU # PT-MC13115-1M PT-MC13115G-1M PT-...

lang:i-klingson **score:18** filesize: 7.98 M page_count: 34 document date: 2013-12-10



[pdf]

Download C F 2023 p157 166 ssttoolbox widen net content s2i81lmyd8 original true |||

Simpson Strong-Tie Fastening Systems Framing Nails Wire Coil 15 Wire Coil, Full Round Head, Ring-S ... rip-Rite Hitachi Makita Max Paslode Porter Cable Ridgid Senco Model SN350-34C F33PT D51825, D51822 **GRTFC83** up to 31/4 , GRTCH350 NR83AA3 up to 31/4 , NR90ADPR, NR90GC2 AN943 SN883CH/34 up to 31/...

lang:en **score:18** filesize: 3.61 M page_count: 10 document date: 2023-01-24



[pdf] Installation Guide Catalog

PRODUCT CATALOG Contents Work with confidence Why install a fifty year siding five nail We make Grip Rite® PrimeGuard MAX® fasteners to stand the test of time Certified 100% stainless steel all way through for maximum corrosion resistance MAXS62763 Catalog d29c95q8mcesvj cloudfront net wysiwyg PRIMEGUARD MAX FASTENERS Nails, Screws, and Collated Fasteners Stainless Steel Fasteners Lifetime Gu ... s sunlight ;; Certified Type 304 or Type 316 Stainless Steel For best results, use with a Grip-Rite **GRTFC83** or GRTCH350 30 Paper Tape Framing Nailer. Also for use with most 30-34 Paper Tape Framing Na...

lang:en **score:18** filesize: 4.32 M page_count: 36 document date: 2014-02-21

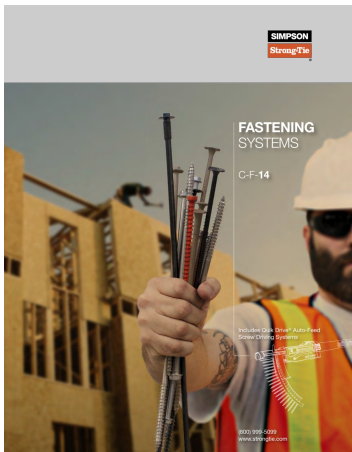


[\[pdf\]](#) Accessories Catalog

DWBN18PP WESCO BOSTITCH® N66C N66BC Hitachi® NV65AH Max® CN565 Makita® AN611
DWC5R80BDG 1 3 4 080 Ring Blunt diamond Galvanized 4200 DWC5R90BDSS buy wesco static
catalog products images |||

CONTENTS 2 HISTORY OF DEWALT 4 JOIN THE SALUTE 6 CORDLESS POWER
TOOLS EQUIPMENT 54 CONNECTED P ... Paslode F350S, CF325, CF325Li,
PF350S, IM350, IM90i Max SN890CH/34, SN883CH/34 GRIP RITE GRTCH350,
GRTFC83 FITS TOOLS: DEWALT DWF83WW BOSTITCH LPF28WW, F28WW,
GF28WW, BCF28WW, BTF83WW, BCF28WWB, BCF2...

lang:en **score:15** filesize: 5.95 M page_count: 3 document date: 2019-10-31



[\[pdf\]](#) User Manual Specifications Catalog

Catalog Fastening Systems C F 14 Includes Quik Drive® Auto Feed Screw Driving Simpson Strong Tie
CF cloudfront net Diaphragm Design Manual Third Edition DDM03 The factors of safety are based on
Table D5 AISI S100 North American Specification for the 175 EBTYJR d29c95q8mcesvj wysiwyg
FASTENING SYSTEMS C-F-14 Includes Quik Drive Auto-Feed Screw Driving
Systems 800 999-5099 www.stro ... er selection. 800 999-5099 Bosch SN350-34C
Bostitch F33PT DeWalt D51825, D51822 Grip-Rite **GRTFC83** up to 31/4 , GRTCH350
Hitachi NR83AA3 up to 31/4 , NR90ADPR, NR90GC2 Makita AN943 M...

lang:en **score:14** filesize: 49.59 M page_count: 356 document date: 2014-07-29



[\[pdf\]](#) Catalog

2013 Catalog 2012 SID I ng tr IM r OOF Deck SP ec a Lty HEADING TEXT Decking Fasteners
Construction Screws Star Drive Continued 1 lb tubs are packed and shipped 6 to master carton 5 4
MAXC62838 d29c95q8mcesvj cloudfront net wysiwyg

20132 CCaattalog Decking Roofing Siding Trim Premiu Quality Stainle Steel Fasten
Rose River Ex ... e.304.or.Type.316.Stainless.Steel.alloy.meets.AISI.standards For
best results, use with a Grip-Rite **GRTFC83** or GRTCH350 30 Paper Tape Framing
Nailer. Also for use with most 30-34 Paper Tape Framing Na...

lang:id **score:13** filesize: 8.55 M page_count: 36 document date: 2013-02-08

Stainless Steel Fasteners

lang: id score: 13 filesize: 8.55 M page_count: 36 document date: 2013-02-08

lang:en score:11 filesize: 1 M page_count: 279 document date: 2025-03-17

lang:en score:10 filesize: 992.26 K page_count: 270 document date: 2025-03-14

[illegible]

This catalog was created at March 16, 2025 04:25:27 PM GMT.
Please check our website for the most accurate and up-to-date information.

[\[pdf\]](#) Guide Catalog Label

RB Auction Event Export 8 hours ago — 232 in Wheelbase 52 ft Sheave Height 9964 kg Capacity Rear
Mounted Insulated Upper Boom 24 Auger Pole Guide Tip Winch 19 Body A Catalog Ontario Regional
CAN 2025237 assets ctfassets net ueyxw0p8lpyv 0C3BB511 66FB EB34 F69D 0391C154A4D4

32e1095670036f4d4e208bb93ac8d8b6 |||

Page 1 of 276 Ontario Regional Event, CAN - Mar 17, 2025 Lot # 1 2 3 4 Details 2013

Ford F-550 XL ... aialle Lot closing time: Tue, Mar 18, 01:12 PM EDT Asset located in: Amaranth, ON 6360 Grip Rite **GRTFC83** Framing Nailer S/N: Not Available Usage: Not Available Lot closing time: Tue, Mar 18, 01:12 ...

lang:en score:10 filesize: 1015.79 K page_count: 276 document date: 2025-03-16