

Manuals+

[Q & A](#) | [Deep Search](#) | [Upload](#)

[manuals.plus](#) /

- › [AMP Research](#) /
- › [AMP Research PowerStep Instruction Manual](#)

AMP Research 75146-01A

AMP Research PowerStep Instruction Manual

Model: 75146-01A

PRODUCT OVERVIEW

The AMP Research PowerStep is an automatic, electric-powered running board designed to provide convenient and safe access to your truck. It extends instantly when the door is opened and retracts out of sight when the door closes, ensuring improved ground clearance, aerodynamics, and a clean appearance. Constructed from die-cast aluminum alloy components with precision stainless steel pivot pins, it offers rock-solid stability and all-weather performance. This product is proudly made in the USA with global materials.



Image: Two black AMP Research PowerSteps, designed for automatic deployment and retraction.

KEY FEATURES

- **Automatic Deployment:** Instantly extends when the door opens and retracts when closed.

- **Vehicle Specific Fitment:** Designed for 2011 - 2014 Chevrolet Silverado & GMC Sierra 2500 HD/3500 HD (Diesel) Extended Cab/Crew Cab.
- **Robust Construction:** 6-inch wide, cab-length step boards capable of supporting a 600 lb. load with heavy-duty stainless steel pivot pins.
- **Enhanced Safety:** Features a textured, slip-resistant stepping surface, onboard LED lighting, and 'Anti-Pinch' technology.
- **Easy Installation:** Engineered for straightforward installation with a vehicle-specific guide and all necessary hardware.
- **Durable Materials:** Made from corrosion-resistant, die-cast aluminum.



Image: Detailed view highlighting the key features of the PowerStep, including LED lights and durable construction.

SETUP AND INSTALLATION

The AMP Research PowerStep is designed for professional-quality installation, even in your own driveway, using basic tools. Each package includes a comprehensive vehicle-specific installation guide and all required hardware.

Pre-Installation Checklist:

- Verify all components are present as per the packing list.
- Ensure you have the necessary basic tools for automotive work.
- Read the entire installation guide thoroughly before beginning.
- Confirm vehicle compatibility (2011 - 2014 Chevrolet Silverado & GMC Sierra 2500 HD/3500 HD (Diesel) Extended Cab/Crew Cab).

Installation Notes:

- Installation may require drilling small hole(s).
- Follow the step-by-step guide and refer to any provided videos for visual assistance.
- Pay close attention to torque specifications to prevent damage.
- Proper wiring is crucial for automatic operation and LED lighting.



Image: Illustrates the ease of entry into a truck with the PowerStep extended.

OPERATING INSTRUCTIONS

The AMP Research PowerStep operates automatically based on your vehicle's door activity. No manual intervention is required for standard operation.

Automatic Operation:

1. When a vehicle door is opened, the PowerStep will automatically deploy to its extended position, providing a convenient step.
2. When all vehicle doors are closed, the PowerStep will automatically retract and hide beneath the vehicle, maintaining ground clearance and aesthetics.

Safety Features:

- **Anti-Pinch Technology:** The PowerStep is equipped with a safety feature that detects obstructions during retraction. If an obstruction is detected, the step will stop and reverse direction to prevent injury or damage.
- **LED Lighting:** Integrated LED lights illuminate the step area when deployed, enhancing visibility and safety during

nighttime use.

Your browser does not support the video tag.

Video: "RealTruck AMP Research PowerStep Fast Facts" - This video demonstrates the automatic deployment and retraction of the PowerStep, showing how it extends when the door opens and retracts when the door closes, providing easy access to the vehicle.



Image: A person exiting a truck, illustrating the PowerStep in its deployed position, ready for use.

MAINTENANCE

To ensure the longevity and optimal performance of your AMP Research PowerStep, regular maintenance is recommended.

- **Cleaning:** Periodically clean the step surface and pivot points to remove dirt, mud, and debris. Use a mild soap and water solution. Avoid harsh chemicals or abrasive cleaners.
- **Lubrication:** Apply a silicone-based lubricant to the pivot points and hinges every few months, especially in harsh weather conditions, to ensure smooth operation.

- **Inspection:** Regularly inspect all mounting hardware, electrical connections, and the step mechanism for any signs of wear, damage, or looseness. Tighten any loose fasteners.
- **Winter Care:** In areas with snow and ice, ensure the steps are free of accumulation before operation. Do not force the steps if they are frozen.

TROUBLESHOOTING

If you encounter issues with your PowerStep, refer to the following common troubleshooting tips. For more complex problems, consult the detailed installation guide or contact customer support.

Problem	Possible Cause	Solution
Steps do not deploy/retract	Loose electrical connection, blown fuse, motor obstruction, or motor issue.	Check all wiring connections, inspect the fuse, clear any obstructions around the motor/linkage, or consult the manual for motor diagnostics.
Steps operate intermittently	Corrosion in electrical connections, debris in motor gearbox, or sensor malfunction.	Clean and secure electrical connections. Inspect and clean the motor gearbox area. Ensure door sensors are clean and unobstructed.
LED lights not working	Loose wiring, damaged LED strip, or power issue.	Verify LED wiring connections. Check for any visible damage to the LED strip. Ensure proper power supply to the lighting system.

SPECIFICATIONS

Model Number	75146-01A
Brand	AMP Research
Material	Aluminum
Color	Black
Weight Limit	600 Pounds
Item Weight	53 Pounds
Product Dimensions (L x W x H)	8 x 81 x 13 inches
UPC	815410010491
OEM Part Number	BGQD75146-01A
Vehicle Service Type	2011 - 2014 Chevrolet Silverado & GMC Sierra 2500 HD/3500 HD (Diesel) Extended Cab/Crew Cab





WARRANTY INFORMATION


AMP Research stands behind its products with a hassle-free, comprehensive **5-year/60,000-mile warranty**. This warranty covers defects in materials and workmanship under normal use and service. For detailed warranty terms and conditions, please refer to the official AMP Research website or the documentation included with your product.

For technical assistance, installation questions, or warranty claims, please contact AMP Research customer support:

- **Website:** Visit the official AMP Research website for FAQs, detailed guides, and contact forms.
- **Phone:** Refer to the contact information provided on the product packaging or the official website.
- **Online Resources:** Additional installation videos and product information may be available on the RealTruck brand store or AMP Research's official channels.


Related Documents - 75146-01A

	<p>AMP Research PowerStep Installation Guide for Chevrolet Silverado/GMC Sierra</p> <p>Comprehensive installation guide for AMP Research PowerStep automatic running boards on Chevrolet Silverado and GMC Sierra models (2014-2019). Includes parts list, tools required, step-by-step instructions, operation, maintenance, and warranty information.</p>
	<p>AMP Research PowerStep XL Installation Guide for Chevrolet Silverado and GMC Sierra</p> <p>Comprehensive installation guide for AMP Research PowerStep XL running boards on Chevrolet Silverado 1500/GMC Sierra 1500 (2014-2018 Crew Cab) and Chevrolet Silverado 2500/3500 (2015-2019 Crew Cab, Gas Only). Includes parts list, tools required, step-by-step instructions, and warranty information.</p>
	<p>AMP Research PowerStep Installation Guide for Chevrolet Silverado and GMC Sierra</p> <p>Detailed installation guide for AMP Research PowerStep running boards on Chevrolet Silverado 1500/2500/3500 and GMC Sierra 1500/2500/3500 models (2022-2024). Includes parts list, tools required, step-by-step instructions, and warranty information.</p>
	<p>AMP Research PowerStep Installation Guide for Chevrolet Silverado and GMC Sierra</p> <p>Comprehensive installation guide for AMP Research PowerStep power-deployable running boards on Chevrolet Silverado and GMC Sierra Crew Cab and Double Cab models. Includes parts list, hardware identification, fender trimming procedures for both vehicle types, installation steps, wiring instructions, and final system checks.</p>



[AMP Research PowerStep Installation Guide for 2019 Chevrolet Silverado & GMC Sierra Crew Cab](#)

Comprehensive installation guide for AMP Research PowerStep running boards (Part# 77254-01A) on 2019 Chevrolet Silverado and GMC Sierra Crew Cab trucks. Includes parts list, tools required, step-by-step instructions, and operation details.



[AMP Research PowerStep Installation Guide for Chevrolet Silverado and GMC Sierra](#)

Detailed installation guide for AMP Research PowerStep running boards on Chevrolet Silverado and GMC Sierra vehicles (2014-2017). Includes application details, required tools, step-by-step instructions with part identification, operation, maintenance, and warranty information.