

## Lasko 2264QM

# Lasko 20-inch High Velocity Fan User Manual

Model: 2264QM

## INTRODUCTION

This manual provides detailed instructions for the safe and efficient use of your Lasko 20-inch High Velocity Fan, Model 2264QM. Designed for powerful air circulation, this versatile fan can be used as a floor fan or wall-mounted, making it suitable for various indoor spaces including homes, garages, and attics. Please read all instructions carefully before operation.



Figure 1: Lasko 20-inch High Velocity Fan, Model 2264QM.

## IMPORTANT SAFETY INFORMATION

Your safety is paramount. This Lasko fan is ETL listed and incorporates The Blue Plug safety fuse technology, which automatically stops the fan during potential electrical faults. Always adhere to the following general safety guidelines:

- Always unplug the fan before cleaning, servicing, or relocating.
- Do not operate any fan with a damaged cord or plug.
- Keep the power cord away from heated surfaces.
- Do not run cord under carpeting. Do not cover cord with throw rugs, runners, or similar coverings. Arrange cord away from traffic area where it will not be tripped over.
- Do not insert or allow foreign objects to enter any ventilation or exhaust opening as this may cause an electric shock or fire, or damage the fan.
- Do not use outdoors. This fan is for indoor use only.

For a complete list of safety warnings and detailed instructions, please refer to the official User Manual (PDF) linked in the 'Support' section.

# Enhanced Safety

Lasko®

BUILT-IN FEATURES GIVES YOU RELIABLE AUTOMATIC  
AND MANUAL FAULT PROTECTION



The Blue Plug™  
Trusted Safety Fuse Technology



Figure 2: The Blue Plug™ Trusted Safety Fuse Technology for enhanced protection.

## SETUP

### Assembly

The Lasko 20-inch High Velocity Fan features a user-friendly, no-tools assembly design. Simply attach the base or wall-mount bracket as instructed in the full user manual.

### Placement Options

This fan offers versatile placement options:

- **Floor Fan:** Use the included stand for stable floor placement. Built-in rubber pads help reduce vibrations.
- **Wall-Mounted Fan:** Utilize the included wall bracket to easily transform your fan into an efficient wall-mounted unit, saving floor space.



# Convenient Features

Lasko®



## QUICKMOUNT SYSTEM FOR OPTIONAL FLOOR OR WALL MOUNT



## VERSATILE PIVOT WITH 135° POSITION SWEEP




Figure 3: The QuickMount system allows for optional floor or wall mounting, and the versatile pivot offers a 135° position sweep.

## OPERATING INSTRUCTIONS

### Power and Speed Control

The fan is equipped with three high-velocity speed settings to control airflow. The control knob is conveniently located for easy access.

1. Plug the fan into a standard AC power outlet.
2. Turn the control knob to select your desired speed: 1 (Low), 2 (Medium), or 3 (High).
3. To turn off the fan, rotate the knob to the 'OFF' position.

# Functional Design

Lasko®

Easy Carry Handle 

Only 16lbs 




Figure 4: The fan features an easy-carry handle and a 3-speed control dial for powerful air circulation.

## Adjusting Airflow Direction

The fan features a pivoting head that allows you to direct airflow precisely where needed. Simply tilt the fan head up or down to adjust the angle of the air stream.





Figure 5: The fan head can be pivoted to direct airflow in various directions.

## MAINTENANCE

Regular cleaning helps maintain the fan's performance and longevity. Always unplug the fan before performing any maintenance.

- **Exterior Cleaning:** Wipe the exterior surfaces with a soft, damp cloth. Avoid using harsh chemicals or abrasive cleaners.
- **Blade and Grill Cleaning:** Periodically, dust and debris can accumulate on the fan blades and inside the grill, which may affect air output. To clean, unplug the fan, carefully remove the front cover (refer to the full user manual for specific instructions on cover removal), and clean the fan blades and the back of the fan grill. A soft brush, vacuum cleaner, or a wet rag can be used. Ensure all parts are dry before reassembling and operating the fan.
- **Motor Maintenance:** If you notice the blades turning slowly or hear squeaking noises, it may be due to debris around the motor housing. Unplug the fan, remove the cover, and carefully inspect the area behind the blades where the motor housing is. Remove any string, hair, or other obstructions. Applying a small amount of rust-resistant spray to the motor shaft (if accessible and recommended by

the full manual) may also help.

## TROUBLESHOOTING

If your Lasko fan is not operating as expected, try the following common troubleshooting steps:

- **Fan Not Turning On:**
  - Ensure the fan is securely plugged into a working electrical outlet.
  - Check the power cord for any damage.
  - Verify that the control knob is set to a speed setting (1, 2, or 3) and not 'OFF'.
  - Check your household circuit breaker or fuse box.
  - If the fan has The Blue Plug™ safety fuse, check if it has tripped. Refer to the full manual for instructions on resetting or replacing the fuse.
- **Reduced Airflow or Unusual Noise:**
  - Unplug the fan and inspect the fan blades and grills for dust, lint, or obstructions. Clean as described in the Maintenance section.
  - Ensure the fan is placed on a stable, level surface to prevent vibrations.
  - Check for any loose parts or components.
- **Fan Stops Unexpectedly:**
  - This could be due to the Blue Plug™ safety fuse activating. Unplug the fan, wait a few minutes, and then plug it back in. If it continues to stop, consult the full user manual or contact customer support.

If these steps do not resolve the issue, please contact Lasko Customer Support.

## SPECIFICATIONS

Feature	Specification
Brand	Lasko
Model Name	2264QM
Color	Black Silver
Electric Fan Design	Floor Fan (convertible to Wall Mount)
Power Source	AC
Product Dimensions	22"D x 22"W x 7"H
Item Weight	0.01 Ounces
Special Feature	Portable, Pivoting Head, QuickMount System
Number of Power Levels	3
Noise Level	68.2 dB
Wattage	130 watts

Air Flow Capacity	2750 Cubic Feet Per Minute
Blade Material	Metal
Safety Certification	ETL Listed

## WARRANTY AND SUPPORT

### Warranty Information

This Lasko fan comes with a **1-year limited warranty**. Please retain your proof of purchase for warranty claims. For full details regarding warranty coverage and terms, refer to the official documentation.

### Additional Resources





- **User Manual (PDF):** [Download Here](#)
- **Instructions for Use (IFU) (PDF):** [Download Here](#)

### Customer Support



For further assistance, technical support, or warranty inquiries, please visit the official Lasko website or contact their customer service department. Contact information can typically be found in the full user manual or on the Lasko brand website.

© 2025 Lasko. All rights reserved.

## Related Documents - 2264QM

	<p><a href="#">Lasko 2264QM 20-Inch High Velocity Floor or Wallmount Fan - User Manual and Safety Instructions</a></p> <p>Comprehensive user manual and safety instructions for the Lasko 2264QM 20-inch High Velocity Floor or Wallmount Fan. Includes assembly, operation, maintenance, troubleshooting, and warranty information.</p>
	<p><a href="#">Lasko 20" High Velocity Floor or Wallmount Fan Model H20610: Operating Manual and Safety Instructions</a></p> <p>Comprehensive operating manual for the Lasko 20" High Velocity Floor or Wallmount Fan (Model H20610). Includes safety warnings, assembly instructions, operation guide, maintenance tips, warranty information, and customer service contact details.</p>
	<p><a href="#">Lasko 20-Inch High Velocity Floor or Wallmount Fan H20660 Instruction Manual</a></p> <p>Comprehensive instruction manual for the Lasko 20-Inch High Velocity Floor or Wallmount Fan, Model H20660. Contains essential safety warnings, step-by-step assembly and mounting instructions, maintenance tips, troubleshooting guide, and limited warranty details. Ensure safe and proper operation of your Lasko fan.</p>
	<p><a href="#">Lasko 2265QM High Velocity Fan: Operating Manual &amp; Safety Guide</a></p> <p>Comprehensive operating manual for the Lasko 2265QM High Velocity Floor or Wallmount Fan. Includes essential safety guidelines, assembly instructions, maintenance tips, and warranty information from Lasko.</p>



	<p><a href="#">Lasko U35105 Oscillating High Velocity Fan - Operating Manual and Safety Instructions</a></p> <p>Comprehensive operating manual and safety instructions for the Lasko U35105 Oscillating High Velocity Fan. Includes maintenance, troubleshooting, warranty information, and usage guidelines for residential use.</p>
	<p><a href="#">Lasko 20" High Velocity Floor Fan or Wallmount Fan - Instruction Manual</a></p> <p>Comprehensive instruction manual for the Lasko 20" High Velocity Floor Fan or Wallmount Fan (Model H20660), covering safety, maintenance, assembly, troubleshooting, and warranty information.</p>