

Ford F250 F350

2000 Ford Super Duty F250 F350 Diesel Owners Manual Set

Comprehensive Guide to Your Vehicle Documentation

INTRODUCTION

This document serves as a guide to the official 2000 Ford Super Duty F250 and F350 Diesel Owners Manual set. This set provides essential information for the safe operation, proper maintenance, and understanding of the warranty coverage for your 2000 Ford Super Duty F-Series truck. It is designed to help vehicle owners locate specific information quickly and efficiently within the physical manuals.

MANUAL COMPONENTS OVERVIEW

The complete manual set typically includes several distinct booklets, each serving a specific purpose, housed within a protective case. Understanding each component will help you find the information you need.



Image: The complete 2000 Ford Super Duty Owners Manual set, including the storage case and three primary guides.

- **Owner's Guide:** The primary manual detailing vehicle operation, features, and safety information.
- **Scheduled Maintenance Guide:** Provides recommended service intervals and procedures.
- **2000 Model Warranty Guide:** Outlines the terms and conditions of your vehicle's warranty.
- **Storage Case:** A black zippered case designed to protect and organize the manuals.

OWNER'S GUIDE (F-250/350/450/550 SUPER DUTY F-SERIES)

This guide is your primary resource for understanding how to operate your Ford Super Duty truck. It covers a wide range of topics from basic controls to advanced features.

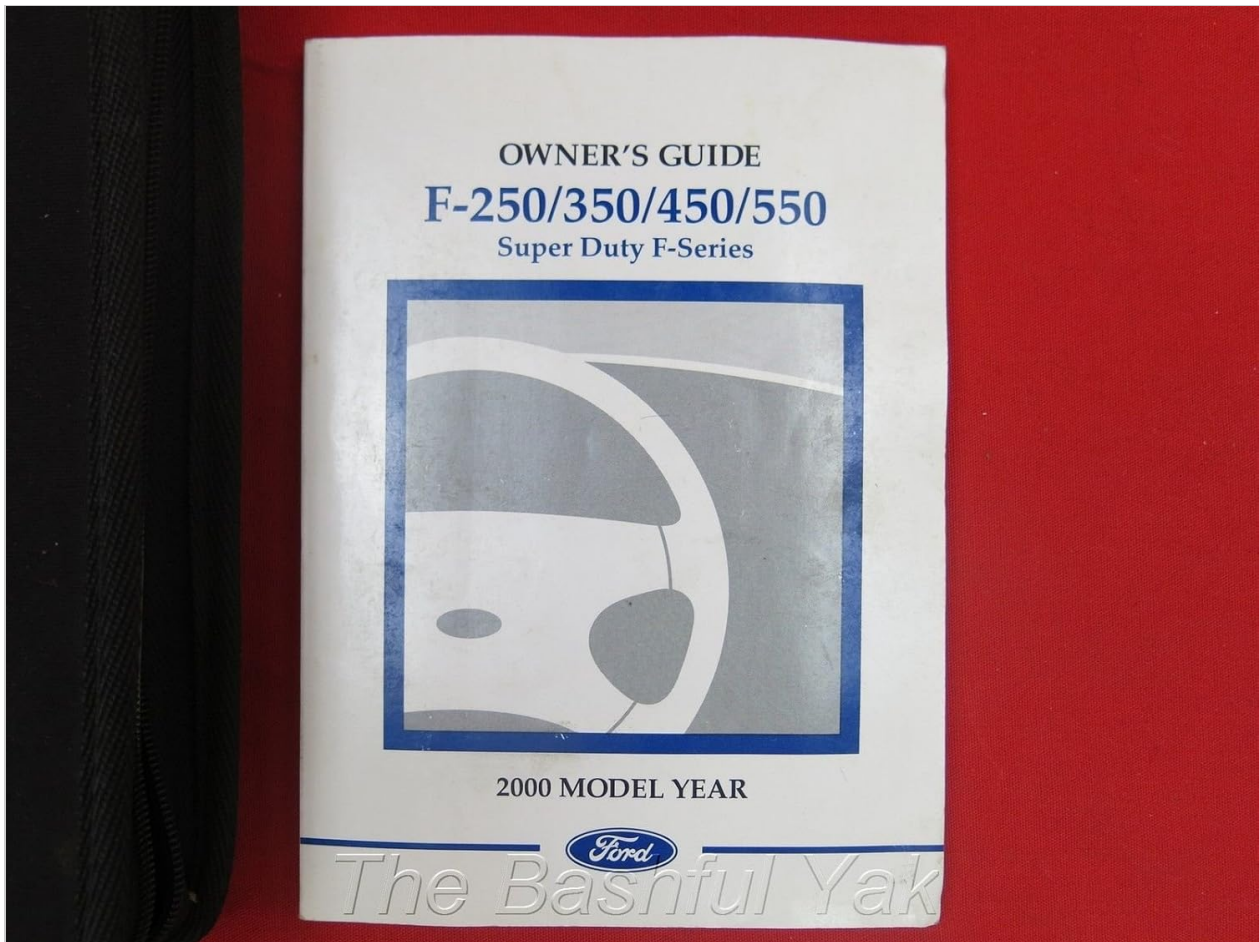


Image: The cover of the Owner's Guide for the 2000 Ford Super Duty F-Series.

Key Sections Typically Include:

- **Getting Started:** Initial setup and familiarization with basic controls.
- **Driving:** Information on starting, stopping, transmission operation, and driving tips.
- **Safety:** Airbags, seatbelts, child restraints, and general safety precautions.
- **Features and Controls:** Detailed explanations of dashboard controls, lighting, climate control, audio system, and other vehicle features.
- **Vehicle Care:** Basic cleaning and inspection procedures.
- **Roadside Emergencies:** What to do in case of a flat tire, overheating, or other common issues.

SCHEDULED MAINTENANCE GUIDE

This guide provides the recommended maintenance schedule for your 2000 Ford Super Duty Diesel truck. Adhering to this schedule is crucial for maintaining vehicle performance, longevity, and warranty validity.

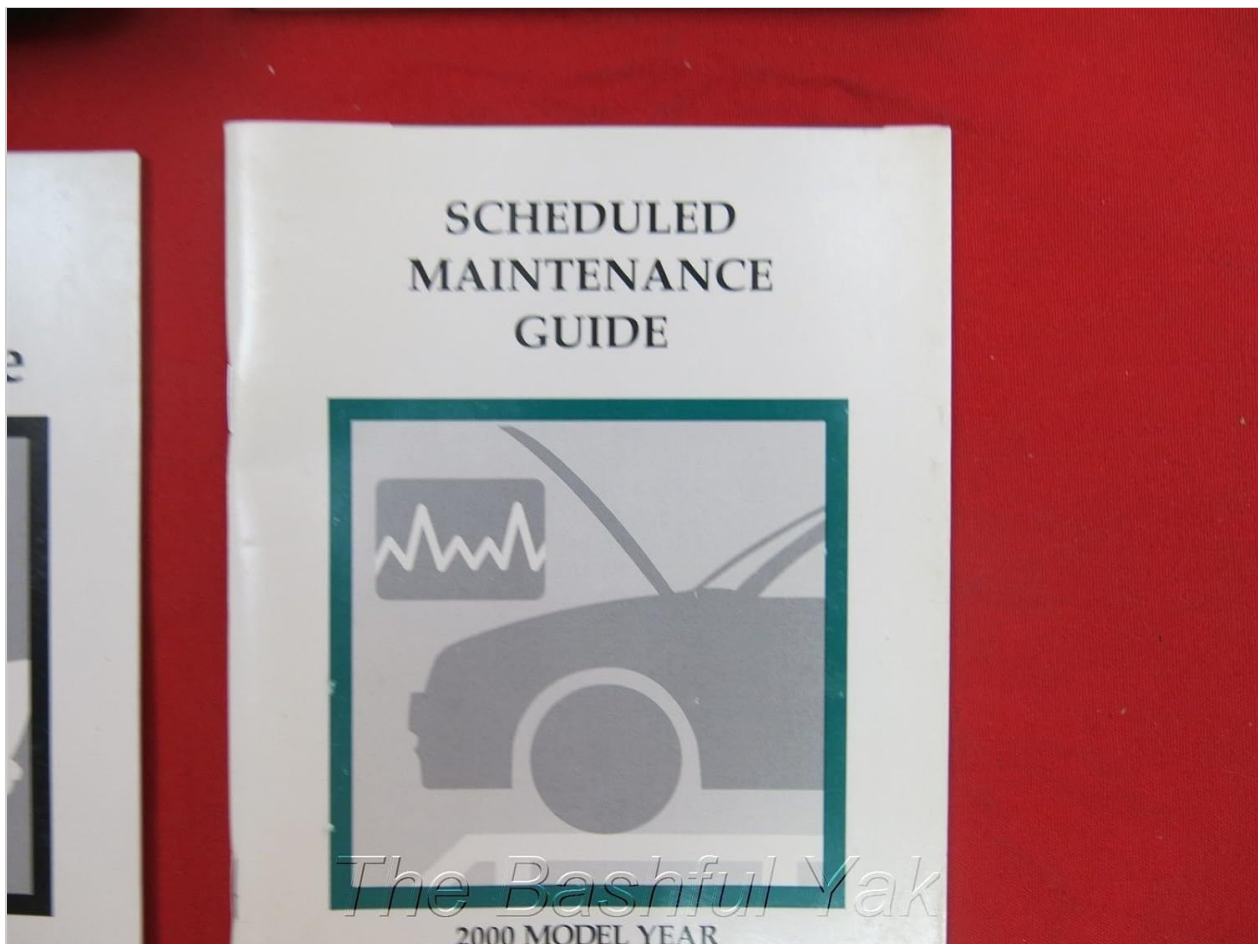


Image: The cover of the Scheduled Maintenance Guide for the 2000 Ford Model Year.

Maintenance Intervals and Procedures:

- **Routine Checks:** Oil levels, tire pressure, fluid levels, and light operation.
- **Scheduled Services:** Oil changes, tire rotations, filter replacements, and brake inspections at specified mileage or time intervals.
- **Severe Duty Maintenance:** Additional recommendations for vehicles operating under harsh conditions.
- **Record Keeping:** Space to document completed services.

2000 MODEL WARRANTY GUIDE

The Warranty Guide details the coverage provided by Ford for your 2000 Super Duty truck. It is important to review this document to understand your rights and responsibilities as a vehicle owner regarding warranty claims.



Image: The cover of the 2000 Model Warranty Guide for Ford & Mercury vehicles.

Warranty Coverage Information:

- **Basic Warranty:** Coverage for defects in material or workmanship.
- **Powertrain Warranty:** Specific coverage for engine, transmission, and drivetrain components.
- **Corrosion Warranty:** Protection against rust-through.
- **Emissions Warranty:** Coverage for emissions-related components.
- **Limitations and Exclusions:** Conditions that may void warranty coverage.
- **Claim Procedures:** Steps to follow when making a warranty claim.

STORAGE CASE

The black zippered case is designed to keep your valuable owner's manuals organized and protected from wear and tear. Keeping your manuals in good condition ensures they remain readable and accessible for the lifetime of your vehicle.



Image: The black zippered storage case with the Ford logo.

USING YOUR MANUAL SET







To effectively use your manual set, always refer to the specific guide that pertains to your query. For operational questions, consult the Owner's Guide. For service intervals, use the Scheduled Maintenance Guide. For warranty details, refer to the Warranty Guide. It is recommended to keep these manuals in your vehicle for easy access.

SUPPORT AND ADDITIONAL RESOURCES

For further assistance or specific questions not covered in detail within these manuals, it is recommended to contact an authorized Ford dealership. They have trained technicians and access to the latest service information for your 2000 Ford Super Duty F250 or F350 Diesel truck.

You may also find additional resources on the official Ford website, which often provides supplementary information and support for older vehicle models.

© 2000 Ford Motor Company. All rights reserved. This document is a guide to the original owner's manual set and is for informational purposes only.

	<p>1999-2007 Ford Super Duty Seat Replacement Guide</p> <p>Step-by-step guide for replacing seats in 1999-2007 Ford Super Duty trucks with newer model seats (2011-2014), detailing tools, parts, and procedures for a comfortable upgrade.</p>
	<p>Ford 2013 MY Commercial Truck What's New Book: Features, Specs, and Updates</p> <p>Comprehensive overview of the 2013 model year Ford commercial truck lineup, including E-Series, Transit Connect, F-Series Super Duty, F53/F59, F650/F750, and F-150. Details new features, options, specifications, and important contact information for body builders and customers.</p>
	<p>1988 Ford Bronco, F-150, F-350, F-Super Duty Electrical and Vacuum Troubleshooting Manual</p> <p>Comprehensive electrical and vacuum troubleshooting manual for 1988 Ford Bronco, F-150, F-350, and F-Super Duty vehicles. Covers schematics, component testing, fuse panel information, and power distribution.</p>
	<p>1990 Ford Bronco/F150-F350 Electrical & Vacuum Troubleshooting Manual</p> <p>Comprehensive guide for diagnosing and resolving electrical and vacuum system issues on 1990 Ford Bronco, F150, F350, and F-Super Duty vehicles.</p>
	<p>2021 Ford RV & Trailer Towing Guide</p> <p>Comprehensive guide to 2021 Ford RV and trailer towing capabilities, covering F-150, Super Duty, Ranger, Bronco, Expedition, Explorer, Edge, Escape, Transit, and E-Series models. Includes towing selectors, equipment, weight limits, hitch styles, and safety tips.</p>
	<p>2008 Ford 6.4L Power Stroke Diesel Engine Technical Overview</p> <p>Explore the technical specifications, features, and systems of the 2008 Ford 6.4L Power Stroke Diesel engine, designed for the F-Series Super Duty trucks. This document provides an overview of its advanced diesel technology.</p>