

## Invicta 0488

# Invicta Women's 0488 Angel Gold-Tone Watch with White Silicone Band User Manual

Model: 0488

## 1. INTRODUCTION AND OVERVIEW

This manual provides essential instructions for the proper use, care, and maintenance of your Invicta Women's 0488 Angel Gold-Tone Watch. This timepiece features a mother-of-pearl dial, an 18kt gold-plated stainless steel case, and a white silicone band. It is powered by a Japanese quartz movement and offers 100 meters of water resistance.



Figure 1: Invicta Women's 0488 Angel Gold-Tone Watch

## 2. PRODUCT FEATURES

- **Case:** Gold-tone stainless steel, 38mm diameter x 12mm thick.
- **Dial:** White mother-of-pearl with 107 cubic zirconia accents and luminous hands.
- **Movement:** Japanese quartz movement, VJ32 Caliber, assembled in Japan.
- **Band:** White silicone band, 190mm L x 20mm W, with a buckle clasp.
- **Crystal:** Flame Fusion crystal for enhanced scratch resistance.
- **Crown:** Push/pull crown.
- **Bezel:** Uni-directional stainless steel bezel with a white top ring.
- **Water Resistance:** 100 meters (330 feet).
- **Date Display:** Features a date window.



Figure 2: Key features of the Invicta 0488 Angel Watch, including crown, bezel, case size, and crystal type.



Figure 3: Details of the watch's white silicone band and gold-tone buckle clasp.

## 3. SETUP AND INITIAL OPERATION



### 3.1 Setting the Time

1. Pull the crown (located on the right side of the watch case) out to the second click position.
2. Rotate the crown to move the hands clockwise until the desired time is set. Ensure the AM/PM is correctly set by observing the date change. If setting the time past midnight, the date will advance.
3. Push the crown back into its normal position to start the watch.

### 3.2 Setting the Date

1. Pull the crown out to the first click position.
2. Rotate the crown counter-clockwise to set the date.
3. Once the correct date is displayed, push the crown back into its normal position.
4. **Note:** Avoid setting the date between 9:00 PM and 3:00 AM, as this may interfere with the automatic date change mechanism. If the date needs to be set during this period, first set the time outside this window, adjust the date, then reset the time.



Figure 4: Illustration of the watch's quartz movement and date display window.

## 4. OPERATING THE UNI-DIRECTIONAL BEZEL

The watch features a uni-directional rotating bezel. This bezel is designed to rotate only counter-clockwise. It can be used to measure elapsed time, typically for diving or other timed activities.

1. To use, rotate the bezel counter-clockwise until the zero mark aligns with the minute hand.
2. As time passes, the minute hand will indicate the elapsed time against the markings on the bezel.
3. The uni-directional design prevents accidental clockwise rotation, which could lead to an overestimation of elapsed time.

## 5. MAINTENANCE AND CARE

- **Cleaning:** Regularly wipe the watch case and silicone band with a soft, damp cloth. For the silicone band, mild soap and water can be used, then rinse thoroughly and dry.
- **Avoid Chemicals:** Do not expose the watch to harsh chemicals, solvents, or detergents, as these can damage the case, band, or seals.
- **Temperature Extremes:** Avoid exposing the watch to extreme temperatures (hot or cold) or sudden temperature changes, which can affect the movement and water resistance.
- **Impact:** Protect the watch from strong impacts or shocks.
- **Battery Replacement:** The watch uses an SR621SW battery. When the battery needs replacement, it is recommended to have it done by a qualified watch technician to ensure proper sealing and maintain water resistance.

## 6. WATER RESISTANCE GUIDELINES

Your Invicta 0488 Angel watch is water resistant to 100 meters (330 feet). This rating indicates that the watch is suitable for recreational surfing, swimming, snorkeling, sailing, and water sports. It is **not** suitable for diving.

- Ensure the crown is fully pushed in before any contact with water.
- Do not operate the crown or pushers (if applicable) while the watch is wet or submerged.
- After exposure to saltwater, rinse the watch with fresh water and dry it thoroughly.



Figure 5: Water resistance ratings and suitable activities for the watch.

## 7. TROUBLESHOOTING

Problem	Possible Cause	Solution
Watch not running	Depleted battery	Replace battery (recommended by a professional).
Incorrect time display	Time not set correctly	Refer to Section 3.1 to reset the time.
Date not changing	Date not set correctly or set during restricted hours	Refer to Section 3.2 to reset the date.
Water inside watch	Crown not fully pushed in, or watch exposed to conditions beyond 100m rating	Immediately take the watch to a professional for inspection and repair.

## 8. SPECIFICATIONS

- **Model Number:** 0488

- **Case Material:** 18kt Gold-plated Stainless Steel
- **Case Diameter:** 38mm
- **Case Thickness:** 12mm
- **Dial Material:** White Mother of Pearl
- **Crystal Type:** Flame Fusion
- **Bezel:** Uni-directional Stainless Steel with White Top Ring
- **Crown:** Push/Pull
- **Band Material:** White Silicone (Polyurethane)
- **Band Length:** 190mm
- **Band Width:** 20mm
- **Clasp Type:** Buckle
- **Movement:** Japanese Quartz (VJ32 Caliber)
- **Battery:** SR621SW (included)
- **Water Resistance:** 100 meters (330 feet)
- **Watch Weight:** 84 grams
- **Product Dimensions:** 3.7 x 4.72 x 4.17 inches (packaging)

## 9. OFFICIAL PRODUCT VIDEO

---

Your browser does not support the video tag.

Video 1: A detailed 360-degree view of the Invicta Women's 0488 Angel Gold-Tone Watch with White Polyurethane Band, showcasing its design and features from various angles.







## 10. WARRANTY AND SUPPORT

---

For information regarding warranty coverage, service, or technical support, please refer to the warranty card included with your purchase or visit the official Invicta website. Keep your proof of purchase for any warranty claims.

**Invicta Store:** [Visit the Invicta Store on Amazon](#)

### Related Documents - 0488

 <p>The Invicta warranty is a limited warranty that covers the original owner of the watch. It is valid for three years from the date of purchase. The warranty covers the watch movement, case, and bracelet. It does not cover the watch face, strap, or any other accessories. The warranty is void if the watch is damaged, altered, or used in a way that is not intended by the manufacturer. For more information, please visit the Invicta website.</p>	<p><a href="#">Invicta Watch Warranty and Service Guide</a></p> <p>Comprehensive guide to Invicta watch warranties, including registration, service procedures, repair pricing, shipping requirements, and policies. Learn how to maintain your Invicta timepiece for optimal performance and longevity.</p>
	<p><a href="#">Invicta 19289 S1 Rally Watch: Installation and User Guide</a></p> <p>This document provides installation and operational guidance for the Invicta Men's 19289 S1 Rally Analog Display Japanese Quartz Black Watch. It covers essential setup, features, and maintenance to ensure proper use of the timepiece.</p>
	<p><a href="#">Invicta Watch Manual and Warranty Guide: Care, Service, and Features</a></p> <p>Official manual and warranty guide for Invicta watches. Learn about the 3-year warranty, service procedures, watch care, water resistance, and types of movements (Quartz, Automatic, Manual Wind).</p>
	<p><a href="#">Invicta Watch Manual and Warranty Guide</a></p> <p>Comprehensive guide to Invicta watches, covering the 3-year warranty, care instructions, water resistance, safety precautions, and explanations of different watch movement types (Quartz, Automatic, Manual) and dial indicators.</p>
	<p><a href="#">Invicta Watch Manual and Warranty Guide</a></p> <p>Explore the official Invicta watch manual and warranty details. This guide covers your 3-year limited warranty, service center information, watch care, and explanations of various watch features and movements.</p>
	<p><a href="#">Invicta Watch Instruction Manual and Warranty</a></p> <p>A comprehensive guide to understanding and operating your Invicta timepiece, including instructions for setting time, date, day, and alarm functions, as well as chronograph operations and warranty information.</p>