

## Kimberly-Clark 05102

# Scott 05102 Standard Roll Bathroom Tissue User Manual

Manufactured by Kimberly-Clark Professional

## INTRODUCTION

The Scott 05102 Standard Roll Bathroom Tissue is a high-quality, reliable product designed for everyday use in various settings. This manual provides essential information regarding its proper installation, usage, storage, and disposal to ensure optimal performance and user satisfaction.



**Image:** A single roll of Scott 05102 Standard Roll Bathroom Tissue, packaged in white with blue branding, featuring the Kimberly-Clark Professional and Scott logos, and text indicating "Bathroom Tissue" in English, French, and Spanish. The packaging also notes it is "Safe for Sewer and Septic" and "Made with 90% to 100% Recycled Fiber."

## INSTALLATION AND USAGE

This bathroom tissue is designed for easy installation and use in standard toilet paper dispensers.

### Installation

1. **Prepare the Dispenser:** Ensure your toilet paper dispenser is empty and clean. If it has a spring-loaded spindle, remove it.
2. **Load the Roll:** Place the Scott 05102 Standard Roll onto the spindle. Ensure the paper unrolls from the top, over the front, for optimal access.
3. **Insert into Dispenser:** Reinsert the spindle with the loaded roll into the dispenser's arms.

### Proper Usage

- **Dispensing:** Gently pull the desired amount of tissue from the roll.
- **Tearing:** Use the dispenser's tearing edge, if available, or tear cleanly by hand.
- **Disposal:** Dispose of used tissue in the toilet. This product is designed to be safe for sewer and septic

systems.

## STORAGE AND CARE

Proper storage ensures the quality and longevity of the product.

- **Storage Location:** Store unused rolls in a cool, dry place away from direct sunlight and moisture.
- **Packaging:** Keep the product in its original packaging until ready for use to protect it from dust and humidity.
- **Avoid Contaminants:** Do not store near strong odors or chemicals that could affect the tissue's absorbency or scent.

## TROUBLESHOOTING

While the Scott 05102 Bathroom Tissue is straightforward to use, here are some common considerations:

- **Roll Not Turning Freely:** Ensure the roll is properly seated on the dispenser spindle and that the spindle itself is not bent or obstructed.
- **Running Out of Tissue:** Replace the empty roll with a new Scott 05102 Standard Roll. Keep spare rolls readily accessible.
- **Disposal Issues:** This product is designed to be safe for standard sewer and septic systems. If clogs occur, they are typically due to excessive amounts of tissue being flushed at once or issues with the plumbing system itself, not the tissue.

## PRODUCT SPECIFICATIONS






Feature	Detail
Brand	Kimberly-Clark
Model Number	05102
Special Feature	Recycled Content (90% to 100% Recycled Fiber)
Unit Count	1 Roll (as per individual unit)
Recommended Uses	Bathroom
Package Type	Existing Frustration Free
UPC	036000510225


## WARRANTY AND SUPPORT

As a consumable product, the Scott 05102 Standard Roll Bathroom Tissue does not typically come with a traditional warranty. However, Kimberly-Clark Professional is committed to providing high-quality products. For any product-related inquiries, concerns, or feedback, please contact Kimberly-Clark Professional customer support directly. You can find contact information and additional resources on their official website:

[www.kcprofessional.com](http://www.kcprofessional.com)

Related Documents - 05102

	<p><a href="#">Kimberly-Clark Jumbo Twin Roll Toilet Paper Dispenser Installation and Loading Guide</a></p> <p>Provides comprehensive instructions for installing and loading the Kimberly-Clark Jumbo Twin Roll Toilet Paper Dispenser (Product Code 09551). Covers roll holder positioning, mounting dimensions, optional push-button lock conversion, and loading procedures, with considerations for ADA compliance.</p>
	<p><a href="#">Kimberly-Clark Professional Coreless Toilet Paper Dispenser Loading Instructions</a></p> <p>Step-by-step guide for loading coreless standard roll bath tissue into a Kimberly-Clark Professional stainless steel dispenser. Learn how to open the cover, insert rolls, and close the unit for efficient restroom maintenance.</p>
	<p><a href="#">Kimberly-Clark ICON Dispenser Faceplate Replacement Guide</a></p> <p>Step-by-step instructions for replacing the faceplate on the Kimberly-Clark ICON Standard Roll Toilet Paper Dispenser. This guide covers removal and installation for optimal maintenance.</p>
	<p><a href="#">Scott® Pro Dispenser Collection: High-Performance Restroom Solutions</a></p> <p>Explore the Scott® Pro Dispenser Collection for advanced restroom dispensing systems. Featuring high-capacity towel, tissue, and skin care dispensers designed for efficiency, hygiene, and improved user experience. Discover models like Scott® Pro Hard Roll Towels, Slimroll™, Scottfold™, and Automatic Skin Care systems.</p>
	<p><a href="#">Scott Essential Coreless Jumbo Roll Toilet Paper Dispenser Installation and Loading Guide</a></p> <p>Comprehensive guide for installing and loading the Scott Essential Coreless Jumbo Roll Toilet Paper Dispenser, including product codes 09602 and 09603. Features step-by-step instructions and ADA compliance notes.</p>



[White Shark PS5 Controller Charging Station User Manual](#)

User manual for the White Shark PS5 controller charging station (Model: PS5-05102 TAKEDOWN). Learn about product features, charging instructions, specifications, and important information.