

Sauder 410367

Sauder Miscellaneous Storage 5-Shelf Bookcase Instruction Manual

Model: 410367 | Brand: Sauder | Finish: Oiled Oak

1. PRODUCT OVERVIEW

The Sauder Miscellaneous Storage 5-Shelf Bookcase is a versatile storage solution designed for various home and office environments. This unit features five spacious shelves, including three adjustable shelves, allowing for flexible organization and display of items. Its Oiled Oak finish complements a range of interior styles.





Image 1.1: Front view of the Sauder 5-Shelf Bookcase in Oiled Oak finish.

2. SAFETY INFORMATION

WARNING: Tip-Over Hazard

To prevent tip-over accidents and ensure stability, it is crucial to anchor the bookcase to the wall using the provided wall anchor kit. Always follow the instructions for proper installation of the anti-tip hardware.

3. PACKAGE CONTENTS

Before beginning assembly, verify that all components are present and undamaged. The package should include:

- All necessary furniture materials (panels, shelves, moldings)
- Required hardware (screws, dowels, connectors, etc.)
- Detailed assembly instructions manual
- Wall anchor kit for tip-over prevention

4. ASSEMBLY INSTRUCTIONS

This bookcase features patented slide-on moldings for quick and easy assembly. While designed for straightforward

setup, careful attention to the instructions is advised.

1. **Unpack and Inspect:** Carefully unpack all components. Check each part against the provided parts list in the assembly manual. Note that some parts may not be explicitly labeled; refer to the illustrations and measurements in the manual for identification.
2. **Prepare Workspace:** Assemble the unit on a clean, flat, and soft surface to prevent scratching. Ensure adequate space for maneuvering components.
3. **Follow Manual Steps:** Adhere strictly to the step-by-step instructions provided in the included assembly manual. Pay close attention to screw types and their designated locations.
4. **Tightening Screws:** Avoid over-tightening screws, especially for the upper sections, as this can damage the engineered wood. Hand-tightening is generally recommended unless otherwise specified.
5. **Assistance:** While possible to assemble alone, having a second person can significantly ease the process, particularly when handling larger panels or aligning components.
6. **Install Wall Anchor:** Once assembled and in its final position, immediately install the wall anchor kit as per the safety instructions to secure the bookcase to the wall.

5. USAGE AND FEATURES

The Sauder 5-Shelf Bookcase offers versatile storage and display options for various rooms.

Adjustable Shelves

The unit includes three adjustable shelves, allowing you to customize the height of the shelves to accommodate items of different sizes, from tall binders to decorative objects. Simply remove the shelf pins, reposition the shelf to the desired height, and reinsert the pins.




Image 5.1: Detail showing the adjustable shelf mechanism and typical spacing.

Versatile Applications

This bookcase is suitable for a wide range of uses:

- **Office:** Store file boxes, binders, books, and office supplies.
- **Living Room:** Display books, decorative items, family keepsakes, and collectibles.
- **Kitchen/Pantry:** Organize kitchen pantry items, dishes, and small appliances.
- **Bathroom:** Store cosmetics, linens, and toiletries.
- **Laundry/Utility Room:** Keep laundry soaps, fabric softeners, and cleaning supplies organized.
- **Craft Room:** Arrange art supplies, craft materials, and hobby items.
- **Entertaining:** Use for displaying bottles, glasses, and bar accessories.

Many other storage options



Entertaining



Kitchen/Pantry



Craft/Hobby



Keepsakes/Collectibles

Image 5.2: Examples of the bookcase's use in different home environments.



Image 5.3: The bookcase integrated into a living room, showcasing its display capabilities.

Modular Design

Multiple Sauder 5-Shelf Bookcases can be placed side-by-side to create a larger storage wall, offering a cohesive and expanded organizational system.



Bath



Laundry/Utility



Office

Image 5.4: Two bookcases combined to demonstrate modular design potential.

6. CARE AND MAINTENANCE

To maintain the appearance and longevity of your Sauder bookcase:

- Wipe surfaces with a dry cloth to remove dust and debris.
- Avoid using harsh chemicals or abrasive cleaners, which can damage the finish.
- Protect from direct sunlight and extreme temperature changes to prevent warping or fading.
- Immediately clean up any spills to prevent moisture damage.

7. TROUBLESHOOTING

Assembly Challenges

- **Unlabeled Parts:** If some parts lack labels, refer to the detailed diagrams and dimensions in the assembly manual

to correctly identify them before proceeding.

- **Difficulty with Screws:** Ensure you are using the correct type and length of screw for each step. If screws are difficult to insert, ensure proper alignment. Avoid using power tools unless explicitly stated in the manual, as this can lead to stripping screws or damaging wood.

Stability Concerns

- **Wobbling/Instability:** Double-check that all hardware is securely tightened. Ensure the bookcase is placed on a level surface. Most importantly, ensure the wall anchor kit is properly installed and secured to a wall stud or appropriate wall anchor.

Cosmetic Issues

- **Minor Scratches/Imperfections:** Inspect all parts upon receipt. For minor cosmetic issues, contact customer support for potential touch-up solutions or replacement parts.

8. PRODUCT SPECIFICATIONS

Feature	Detail
Model Name	Miscellaneous Storage
Product Dimensions (D x W x H)	13.23" x 35.28" x 69.76" (33.6 cm x 89.6 cm x 177.2 cm)
Item Weight	80 Pounds (36.3 kg)
Number of Shelves	5
Adjustable Shelves	3
Finish Type	Oiled Oak
Material	Engineered Wood
Weight Limit (Maximum)	420 Pounds (190.5 kg)
Assembly Required	Yes
Installation Type	Freestanding (with wall anchor recommended)

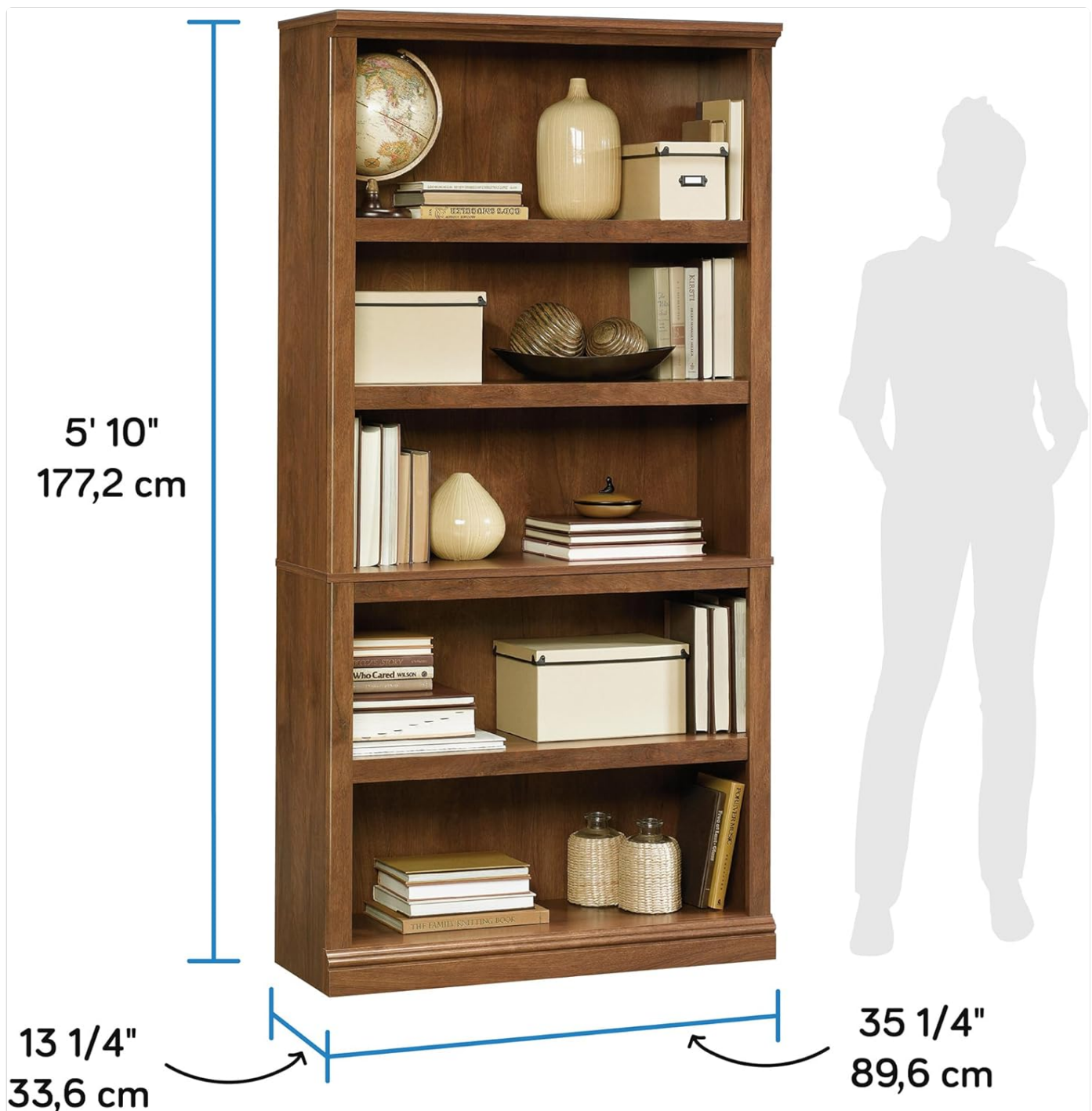


Image 8.1: Dimensional overview of the bookcase.

9. WARRANTY INFORMATION

Your Sauder Miscellaneous Storage 5-Shelf Bookcase is protected by a **5-year limited warranty**. This warranty covers defects in materials and workmanship under normal use. For specific terms and conditions, please refer to the warranty documentation included with your product or contact Sauder customer support.

10. CUSTOMER SUPPORT

For assistance with assembly, missing parts, or any product-related inquiries, Sauder's Domestic Call Center is ready to assist you.

Website: sauder.com/service

Phone: 800-523-3987

Replacement Parts: This item is eligible for free replacement parts. Contact Amazon Customer Service or Sauder directly for more information.

NOW & THEN



Sauder Woodworking Co.

Sauder is the pioneer and leader in the ready-to-assemble furniture industry, celebrating 90 years in business. We're proud of our rich heritage as we continue to introduce innovative, stylish designs and technologies for today and beyond.

Since 1934

Image 10.1: Sauder's customer support team is available to help.

Related Documents

	<p>Sauder 5-Shelf Bookcase (Model 415542) Assembly Instructions and Safety Guide</p> <p>Comprehensive assembly guide for the Sauder 5-Shelf Bookcase (Model 415542), including parts identification, step-by-step instructions, safety warnings, and warranty information. Learn how to safely assemble and use your Sauder furniture.</p>
	<p>Sauder 5-Shelf Bookcase Assembly Instructions & Safety Guide</p> <p>Comprehensive assembly instructions, part identification, hardware guide, and safety information for the Sauder 5-Shelf Bookcase, Model 414602, Trestle Collection.</p>

