

## rolls HE18

# Rolls HE18 Hum Eliminator User Manual

Model: HE18

Brand: Rolls

## 1. INTRODUCTION

The Rolls HE18 Hum Eliminator is a passive audio device designed to remove unwanted hum and buzz caused by ground loops in audio systems. This unit requires no external power and effectively isolates ground paths, converting unbalanced signals to balanced for cleaner audio transmission.

## 2. KEY FEATURES

- Removes buzz or hum caused by ground loops.
- Passive operation, requiring no external power supply.
- Converts unbalanced audio signals to balanced.
- Features both RCA and 1/4" (6.35mm) input/output connections.

## 3. IMPORTANT SAFETY INFORMATION

Please read and understand the following safety guidelines before using the Rolls HE18 Hum Eliminator:

- Do not expose the device to moisture, rain, or extreme temperatures.
- Avoid placing the unit near heat sources or in direct sunlight.
- This device is passive and does not require external power. Do not attempt to connect it to a power source.
- Ensure all audio cables are securely connected to prevent signal loss or intermittent operation.
- Do not attempt to open the casing or modify the unit. There are no user-serviceable parts inside.

## 4. SETUP INSTRUCTIONS

The Rolls HE18 is designed for straightforward integration into your audio system. Follow these steps to connect the device:

## 4.1 Identifying Connections

The HE18 features both RCA and 1/4" (6.35mm) input and output jacks for stereo audio signals. Each channel (Left and Right) has dedicated input and output connections.




Figure 1: Front view of the Rolls HE18 Hum Eliminator, illustrating the RCA and 1/4" input and output connections for both left and right channels.



Figure 2: Side view of the Rolls HE18 Hum Eliminator, highlighting the 1/4" input and output connections.

## 4.2 Connection Steps

1. **Identify the Source and Destination:** Determine which audio component is producing the hum (source) and which component is receiving the signal (destination). The HE18 should be placed between these two components.
2. **Connect Inputs:** Connect the audio output from your source device (e.g., mixer, preamplifier) to the corresponding LEFT INPUT and RIGHT INPUT jacks on the HE18. You can use either RCA cables or 1/4" (6.35mm) TS cables.
3. **Connect Outputs:** Connect the LEFT OUTPUT and RIGHT OUTPUT jacks of the HE18 to the audio input of your destination device (e.g., amplifier, powered speakers). Ensure you use the same type of cables (RCA or 1/4" TS) as used for the inputs.
4. **Power On:** Once all connections are secure, power on your audio components. The HE18 operates passively and does not require its own power.

The HE18 will automatically isolate the ground paths, reducing or eliminating ground loop hum.

## 5. OPERATION

The Rolls HE18 Hum Eliminator functions as a transparent audio interface. Once connected, it continuously works to isolate ground loops without requiring any user adjustments. Its passive design ensures reliable operation without the need for power adapters or batteries.

## 6. MAINTENANCE

The HE18 is a robust device designed for long-term use with minimal maintenance. To ensure optimal performance and longevity:

- Keep the unit clean by wiping it with a soft, dry cloth. Avoid using liquid cleaners or solvents.
- Store the device in a dry environment, away from direct sunlight and extreme temperatures.
- Regularly check cable connections to ensure they are secure and free from damage.

## 7. TROUBLESHOOTING

If you encounter issues while using the HE18, refer to the following troubleshooting guide:

- **Hum Persists:**
  - Ensure all audio cables are fully inserted and secure.
  - Verify that the hum is indeed a ground loop issue. The HE18 is designed to address ground loop hum, not other types of interference (e.g., radio frequency interference, cable noise).
  - Try isolating other components in your audio chain to pinpoint the exact source of the ground loop.
  - Ensure you are connecting the HE18 between the correct components that are part of the ground loop.
- **Signal Loss or Degradation:**
  - Check the integrity of your audio cables. Replace any damaged cables.
  - Confirm that the HE18 is connected correctly: source output to HE18 input, and HE18 output to destination input.
  - While designed for minimal impact, passive devices can sometimes introduce slight signal attenuation or impedance mismatches depending on the specific characteristics of the connected equipment. If significant degradation occurs, consult the specifications of your other audio components.

## 8. TECHNICAL SPECIFICATIONS

| Specification           | Detail                      |
|-------------------------|-----------------------------|
| Model Number            | HE18                        |
| Item Weight             | 1 pound                     |
| Product Dimensions      | 5 x 5 x 5 inches            |
| Color                   | Black                       |
| Input/Output Connectors | RCA, 1/4" (6.35mm) TS       |
| Power Requirement       | Passive (No power required) |

## 9. PACKAGE CONTENTS







The Rolls HE18 Hum Eliminator package includes:


- 1x Rolls HE18 Hum Eliminator Unit

## 10. WARRANTY AND SUPPORT

For detailed warranty information, product registration, or technical assistance, please visit the official Rolls website or contact their customer support directly. Keep your purchase receipt as proof of purchase for warranty claims.

### Related Documents - HE18

|   |   |
|---|---|
|    | <p><a href="#">Rolls PM52 Headphone Tap: Connect Headphones to Speaker Lines</a></p> <p>The Rolls PM52 Headphone Tap is a passive audio accessory that connects headphones to a speaker line, allowing users to monitor audio levels directly from a speaker output. It features a mono/stereo switch, a power amp loop for cascading, and a volume control for headphone output. This guide covers its features, specifications, warranty, and important safety warnings regarding hearing damage.</p> |
|    | <p><a href="#">Rolls HR70 Digital FM Transmitter: Quick Start Operation Guide</a></p> <p>A comprehensive guide to the Rolls HR70 Digital FM Transmitter, detailing its features, specifications, front and rear panel controls, connection, and operation for optimal FM broadcasting.</p>  |
|   | <p><a href="#">Rolls CL151 GLC Compressor/Limiter/Gate: Quick Start Guide</a></p> <p>Quick start guide for the Rolls CL151 GLC Gate Compressor Limiter, detailing its features, front/rear panel controls, specifications, and connection/operation instructions.</p>   |
|  | <p><a href="#">Rolls PM61 Personal Monitor EQ: Connection Guide and Specifications</a></p> <p>Detailed information on the Rolls PM61 Personal Monitor EQ, including what's in the box, technical specifications, and a guide to its connections and controls for studio, live, and broadcast use.</p>   |
|  | <p><a href="#">Rolls RPQ160b Parametric Equalizer: Quick Start Operation Guide</a></p> <p>Comprehensive guide to the Rolls RPQ160b Parametric Equalizer, detailing its specifications, controls, operation, and diverse applications for professional audio environments.</p>   |
|  | <p><a href="#">ROLLS PA202 Mini 20 + 20 Watt Power Amplifier Quick Start Guide</a></p> <p>This guide provides essential information for setting up and operating the ROLLS PA202, a compact 20+20 watt Class D stereo power amplifier. Learn about bridge/stereo modes, connections, panel controls, limiter function, and technical specifications.</p>  |



## [\[pdf\]](#) User Manual Warranty

he18man 2011 indd Graphics BUZZ OFFHE18 Parts Express HE18 OFF Rolls Corporation 10 11 Buzz Off The helps remove hum and buzz from a balanced or unbalanced line Perfect for musi cians audio professionals the unit is safe utf 8 245 1032 rolls he18 manual parts express pedocs manuals

INTRODUCTION Thank you your purchase of If ve got in signal solution need Almost all

INTRODUCTION Thank you for your purchase of the**HE18** Buzz Off. If you ve got hum or buzz in your audio signal, the **HE18** is the solution you need. Almost all AC hum is caused by ground loops. These ground loops act like radio antennae, picking up hum and noise. The **HE18** removes many causes of noise b...


lang:en **score:33** filesize: 105.15 K page\_count: 1 document date: 2020-02-07

## [\[pdf\]](#) User Manual Owner's Manual Warranty

he18man Eric Mangum LIMITED WARRANTY HE18 Buzz Off American Musical Owners Manual This product is warranted to the original consumer purchaser be free from defects in materials and workmanship under normal installation use service for a period of one 1 year date purchase as shown on purchaser's receipt The obligation Rolls Corporation this warranty shall rllhe18 manual americanmusical ItemFiles rolls

Owners Manual MADE IN THE USA Removes buzz or hum caused by ground loops Requires no power Converts unbalanced signals to balanced LEFT OUTPUT RIGHT BUZZ OUTPUT OFF **HE18 HE18** Buzz Off R INPUT L R OUTPUT L LEFT INPUT RIGHT INPUT LIMITED WARRANTY This product is warranted to the original consume...

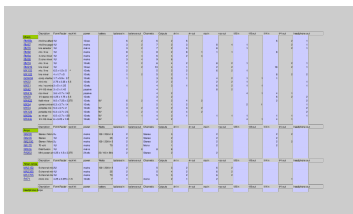
lang:en **score:32** filesize: 130.19 K page\_count: 2 document date: 2013-12-02



## [\[pdf\]](#) User Manual Declaration of Conformity Warranty

he18man 2011 indd Graphics HE18 BUZZ OFF Rolls Corporation OFFHE18 1 page · 104 KB — If you ve got hum or buzz in your audio signal the is solution need Almost all AC caused by ground loops These act like 10 11 Buzz Off The helps remove and from a balanced unbalanced line Perfect for musi cians professionals unit safe INTRODUCTION Thank purchase of manual rolls doc manuals be dee INTRODUCTION Thank you for your purchase of the**HE18** Buzz Off. If you ve got hum or buzz in your audio signal, the **HE18** is the solution you need. Almost all AC hum is caused by ground loops. These ground loops act like radio antennae, picking up hum and noise. The **HE18** removes many causes of noise b...

lang:en **score:30** filesize: 104.39 K page\_count: 1 document date: 2012-05-21




## [Rolls Audio Equipment Selector Guide](#)

Comprehensive selector guide for Rolls audio equipment, including mixers, amplifiers, signal processors, direct interfaces, and accessories. Features detailed specifications and product categories.

lang:en **score:30** filesize: 29.07 K page\_count: 4 document date: 2009-09-09






[pdf] Warranty

he18man indd M HE18 rolls 80

INTRODUCTION Thank you for your purchase of the **HE18** Buzz Off. If you ve got hum or buzz in your audio signal, the **HE18** is the solution you need. Almost all AC hum is caused by ground loops. These ground loops act like radio antennae, picking up hum and noise. The **HE18** removes many causes of noise b...

lang:en score:28 filesize: 208.03 K page\_count: 1 document date: 2005-05-12




[pdf] User Manual Warranty

he18man indd Rolls HE 18 United States214400fast images static thomann de pics atg atgdata document manual 214400 |||

INTRODUCTION Thank you for your purchase of the **HE18** Buzz Off. If you ve got hum or buzz in your audio signal, the **HE18** is the solution you need. Almost all AC hum is caused by ground loops. These ground loops act like radio antennae, picking up hum and noise. The **HE18** removes many causes of noise b...

lang:en score:27 filesize: 208.03 K page\_count: 1 document date: 2005-05-12




[pdf]

Rolls HE18 1 Pro Music Holland Evans rolls he18 promusicalaska attachment id 1917 print |||

Rolls **HE18** 1 ...

lang:en score:27 filesize: 18.15 K page\_count: 1 document date: 2023-04-11



[pdf] User Manual Warranty

he18man indd Craig Smith INTRODUCTION OPERATION he18 buzz off schematic rolls corporation 1 05


input output made in the usa right left r l HE18Manual a45725b71f79ba382e75b2ea moxokiauyvgq6l netdna ssl 2014 11

INTRODUCTION Thank you for your purchase of the **HE18** Buzz Off. If you ve got hum or buzz in your audio signal, the **HE18** is the solution you need. Almost all AC hum is caused by ground loops. These ground loops act like radio antennae, picking up hum and noise. The **HE18** removes many causes of noise b...

lang:en score:24 filesize: 192.44 K page\_count: 1 document date: 2010-02-21







lang:en score:14 filesize: 3.13 M page count: 24 document date: 2019-02-26

lang:es score:14 filesize: 15.66 K page\_count: 2 document date: 2010-11-11

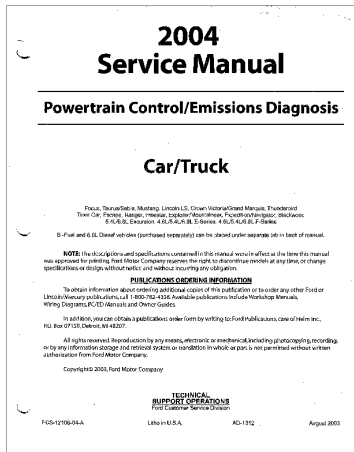




[\[pdf\]](#) Installation Guide Borchure Catalog

2013catalog indd Graphics professional audio products AV iQ 12 dB Octave roll off Mono Sub Output 50Hz 2 5kHz range The SX45 is a unique stereo frequency dividing processor designed for install or sound Rolls catalog cdn docs av iq brochure |||


PROFESSIONAL AUDIO PRODUCTS JANUARY 2013 www.rolls.com MIXERS RM65b HexMix - 6: XLR and 1/4 Inpu ... and hum - Converts unbalanced signals to balanced - Requires no power - 1/4 and RCA Ins and Outs **HE18** Buzz Off SS32 MINI ROUTE SIGNAL SWITCH The **HE18** is a simple, passive device used to isolate si... lang:en score:13 filesize: 2.59 M page\_count: 20 document date: 2013-01-02



[\[pdf\]](#) User Manual Specifications Diagram


2004 Ford Service Manual Powertrain Control Emissions Diagnosis octopup org img sportsmobile manuals

2004 Service Manual Powertrain Control/Emissions Diagnosis Car/Truck Focus, Taurus/Sable, Mustang, ... GO to HE14. - Reconnect the vacuum hose to the exhaust gas recirculation valve. GO to HE15. - GO to **HE18**. - Test is complete and no faults were found. CLEAR the DTCs and REPEAT Self-Test. - GO to HE16... lang:en score:13 filesize: 72.21 M page\_count: 1304 document date: 2018-06-06




[\[pdf\]](#) User Manual

Business Practice Manual for Market Instruments BPM V77 Redline bpmcm caiso Document Library ||| Business Practice Manual for Market Instruments Version 77 Last Revised: March 17, 2023 Version 77 ... ution of RUC to assure battery charging is sufficient prior to stressed conditions, such as between **HE18** and HE21 on a high load day. When engaged, the MSOC requirements are imposed on hours directly ... lang:en score:13 filesize: 5.18 M page\_count: 480 document date: 2023-03-17



[\[pdf\]](#) User Manual

ckirsten CAISO Business Practice Manual for Metering Version 45 Last Revised August 10 2010September 26 2011 BPM v5 Draft 092611redline bpmcm caiso Document Library ||| Business Practice Manual for Metering Version 45 Last Revised: August 10, 2010September 26, 2011 C ... to establish adjusted Customer Baseline Example 9: Event Day/Hour: August 15, 2011 HE 12, 13, and **HE18** Load PDR Meter Raw Baseline HE08 16 15 HE09 16.5 15.2 HE10 17. 5 16.5 Average 16.... lang:en score:11 filesize: 1.23 M page\_count: 190 document date: 2011-10-13



[pdf] User Manual

ckirsten Business Practice Manual for Metering BPM California ISO5450 10 8 Provision of Data to UDC or MSS Operator CASIO CAISO assists in contacting Incumbent DRP inMetering V6 redlinebpmcm caiso Document Library redline |||

Business Practice Manual for Metering Version 56 Last Revised: September 09, 2011 May 7, 2012 CAIS ... to establish adjusted Customer Baseline Example 9: Event Day/Hour: August 15, 2011 HE 12, 13, and **HE18** Load Meter Raw Baseline HE08 16 15 HE09 16.5 15.2 HE10 17. 5 16.5 Average 16.67 ...

lang:en score:11 filesize: 1.8 M page\_count: 185 document date: 2012-05-08



PRO AUDIO Large Diaphragm Microphones - BandH.com

Explore a wide range of large diaphragm microphones from top brands like AKG, Audio-Technica, Behringer, Rode, Shure, and more. Find the perfect microphone for vocals, instruments, and studio recording.

lang:en score:11 filesize: 11.88 M page\_count: 88 document date: 2013-04-30




[pdf] Decleration of Conformity

Microsoft Word newsletter 1 11 doc Hum Fixing Checklist Learn More About Audio Bartlett Preventing and RFI for geeks hum fixing checklist 1689 cdn shopify s files 0247 3799 |||

HUM-FIXING CHECKLIST Copyright 2011 by Bruce Bartlett You patch in a piece of audio equipment, and t ... on transformer, direct box or hum eliminator such as Jensen Iso-Max CI-2RR, Behringer HD400, Rolls **HE18** or Ebtech He2PKG . Ebtech Hum Eliminators Jensen Iso-Max CI-2RR Don t use fluoresecent light...

lang:en score:10 filesize: 137.89 K page\_count: 3 document date: 2013-02-03



[pdf] User Manual Instructions Label

Business Practice Manual for Market Instruments BPM 80 6 29 2023 PRR 1496 Updating fuel region prices 1500 Open CASIO OASIS site Publication Schedule Contains the usual V88 Redline bpmcm caiso Document Library |||

Business Practice Manual for Market Instruments Version 88 Last Revised: October 28, 2024 Version 8 ... ution of RUC to assure battery charging is sufficient prior to stressed conditions, such as between **HE18** and HE21 on a high load day. When engaged, the MSOC requirements are imposed on hours directly ...

lang:en score:10 filesize: 5.06 M page\_count: 488 document date: 2024-10-28

Business Practice Manual for  
Market Instruments

Version 78

Last Revised: April 5, 2023

Version 76

Last Revised: April 5, 2023

Page 11

[\[pdf\]](#) User Manual

Business Practice Manual for Market Instruments BPM 5 avr 2023 — 7 28 2022 PRR 1442 Allowing the bidding of negative pumping costs 1402 Updates to after market cost recovery and reference V78 Redline bpmcm caiso Document Library |||

Business Practice Manual for Market Instruments Version 78 Last Revised: April 5, 2023 Version 78 ...

ution of RUC to assure battery charging is sufficient prior to stressed conditions, such as between **HE18** and HE21 on a high load day. When engaged, the MSOC requirements are imposed on hours directly ...

lang:en score:10 filesize: 5.18 M page\_count: 480 document date: 2023-04-05

## PRO AUDIO Microphones and Accessories Catalog

A comprehensive catalog of professional audio equipment, featuring a wide range of microphones, including large diaphragm, small diaphragm, handheld performance, instrument, ribbon, tube, and dynamic models. Also includes USB microphones, podcasting solutions, mic accessories, preamps, compressors, effects processors, audio interfaces, control surfaces, digital recorders, and music production software from leading brands.


lang:en score:10 filesize: 5.01 M page\_count: 88 document date: 2012-10-26

[\[pdf\]](#)

cas Cycle Source telestream net s customer case studies

Wirecast Case Study Source Media Group Revs Up a Vibrant Multimedia Enterprise with Wirecast How En ... o mixer with effects An analog audio mixer Behringer MDX-4600V2 Multicom Pro-XL Compressor Rolls **HE18** Buzz Off 2-Channel Hum and Buzz Remover Furman Merit Series M-8Dx 9-Outlet Power Conditioner ...


lang:en score:10 filesize: 1.81 M page count: 5 document date: 2021-05-19







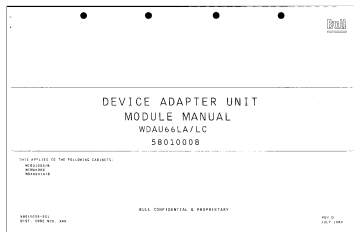




### [\[pdf\]](#) User Manual

Business Practice Manual for Market Instruments BPM 25 ago 2022 — Version Date Description 73 8  
PRR 1446 Updates to the list of acceptable use limitations clarifications calculation opportunity cost V73  
Redline bpmcm caiso Document Library |||  
Business Practice Manual for Market Instruments V ersion 73 Last Revised: August  
25, 2022 Versi on ... CA ISO w ill assess eligibility for after-market cost recovery of the  
minimum load c osts f or RTM **HE18** separately from the minimum load costs for RTM  
HE19. Similarly, the CA ISO w ill assess DA M HE...

lang:en **score:9** filesize: 5.29 M page\_count: 480 document date: 2022-08-25



### [\[pdf\]](#) Confidentiality Request Letter

DEVICE ADAPTER UNIT MODULE MANUAL 58010008 501D Device Adapter Unit WDAU66LA 198907  
bitsavers org honeywell large systems periph |||  
DEVICE ADAPTER UNIT MODULE MANUAL WDAU66LA/LC 58010008 THIS  
APPLIES TO THE FOLLOWING CABINET ... UJ H 9 8 7 6 F 4 II 4 II 4 II 4 II C4II E  
WHI1J2 WHI1J3 WH04 WH05 **HE18** I O f - . t i i i f 1 I I 1 1 I t i c I I , , I I I J : f HE19  
HE211J HE...

lang:en **score:9** filesize: 30.85 M page\_count: 532 document date: 2022-12-02



### [\[pdf\]](#) User Manual

Soportes AT2021 Se usa para captura general de instrumentos voces gabinetes amplificadores y más  
manipulación manual las funciones DAW los 14 Audio Profesional static bhphotovideo FrameWork  
Product Resources spmonthly summer2014  
Cables de estudio y transmisin Comprometidos para preservar la ms pura seal con  
cobre de alto grado, ... treo JKPUR ...56.05 Rolls DB25: Caja de inyecin directa  
pasiva RODB25 .....21.00 Rolls **HE18**: Buzz Off RO**HE18**  
.....40.50 Sescom IL-19: Elimina...

lang:es **score:9** filesize: 22.24 M page\_count: 90 document date: 2014-05-29

