

Manuals+

[Q & A](#) | [Deep Search](#) | [Upload](#)

[manuals.plus](#) /

> [TotalPond](#) /

> [TotalPond UV Pond Clarifier \(Model B004DL0Y76\) Instruction Manual](#)

TotalPond B004DL0Y76

TotalPond UV Pond Clarifier

MODEL: B004DL0Y76

Product Overview

The TotalPond UV Pond Clarifier is designed to improve the clarity and health of pond water. It utilizes ultraviolet (UV) light technology to clean green water by eliminating microorganisms that cause murkiness. When integrated with a pond pump and filter system, it contributes to a healthier aquatic environment for plants and fish.

This clarifier is suitable for ponds up to 2,000 gallons and features a 9-watt UV bulb with an approximate life of 8,000 hours.



Image: A clear pond environment, demonstrating the desired water quality achieved with the clarifier.

Key Features

- **Ultraviolet (UV) Technology:** Effectively cleans green water by targeting microorganisms.
- **Easy Maintenance:** Designed for tool-free cleaning and bulb replacement.
- **Energy Efficient:** Operates with minimal power consumption.
- **Indicator Light:** Provides visual confirmation that the unit is functioning correctly.
- **Versatile Installation:** Can be submerged in the pond or installed externally.

Cleans green water

As water passes over the bulb, it is cleaned of microorganisms that cause green, murky water




Image: Visual representation of the clarifier's key features.

Safety Information

Always disconnect power before performing any maintenance or installation. Ensure all electrical connections are secure and protected from water. Do not operate the UV clarifier if the quartz sleeve or UV bulb is damaged. This device is intended for pond use only and should not be used for other purposes.

Package Contents

- TotalPond UV Pond Clarifier Unit
- 9-watt UV Bulb (pre-installed or separate)
- Power Adapter
- Inlet/Outlet Adapters (fits 1/2 in., 3/4 in., and 1 in. ID tubing)
- Instruction Manual

Improve the water quality in your pond!

Maintains a healthy, clean and clear pond
Suitable for ponds up to 800 gallons



Image: The TotalPond UV Pond Clarifier as packaged for retail.

Setup and Installation

The UV Pond Clarifier can be installed either submerged in the pond or externally, depending on your pond setup and preference. Ensure the clarifier is placed in a location that allows for easy access for maintenance.

Tubing Connection

Connect your pond pump's outlet tubing to the clarifier's inlet and the clarifier's outlet tubing back to your pond or filter system. The clarifier includes adapters to fit 1/2 inch, 3/4 inch, and 1 inch inner diameter (ID) tubing sizes. Ensure all connections are tight to prevent leaks.



Use with:

Your choice of pond pump
between 300-800 GPH

Outlet/Inlet adapters fit 1/2 in.,
3/4 in. and 1 in. ID tubing sizes

Image: Demonstrates connecting the clarifier to pond tubing using the provided adapters.

Placement Options

For submerged installation, place the clarifier in a stable position within the pond, ensuring it is fully underwater. For external installation, position the clarifier near the pond, ensuring it is level and protected from direct sunlight and extreme weather. The unit is designed to work with a pond pump between 300-800 GPH.

Versatile installation

Easily submerge in the pond or hide outside the pond

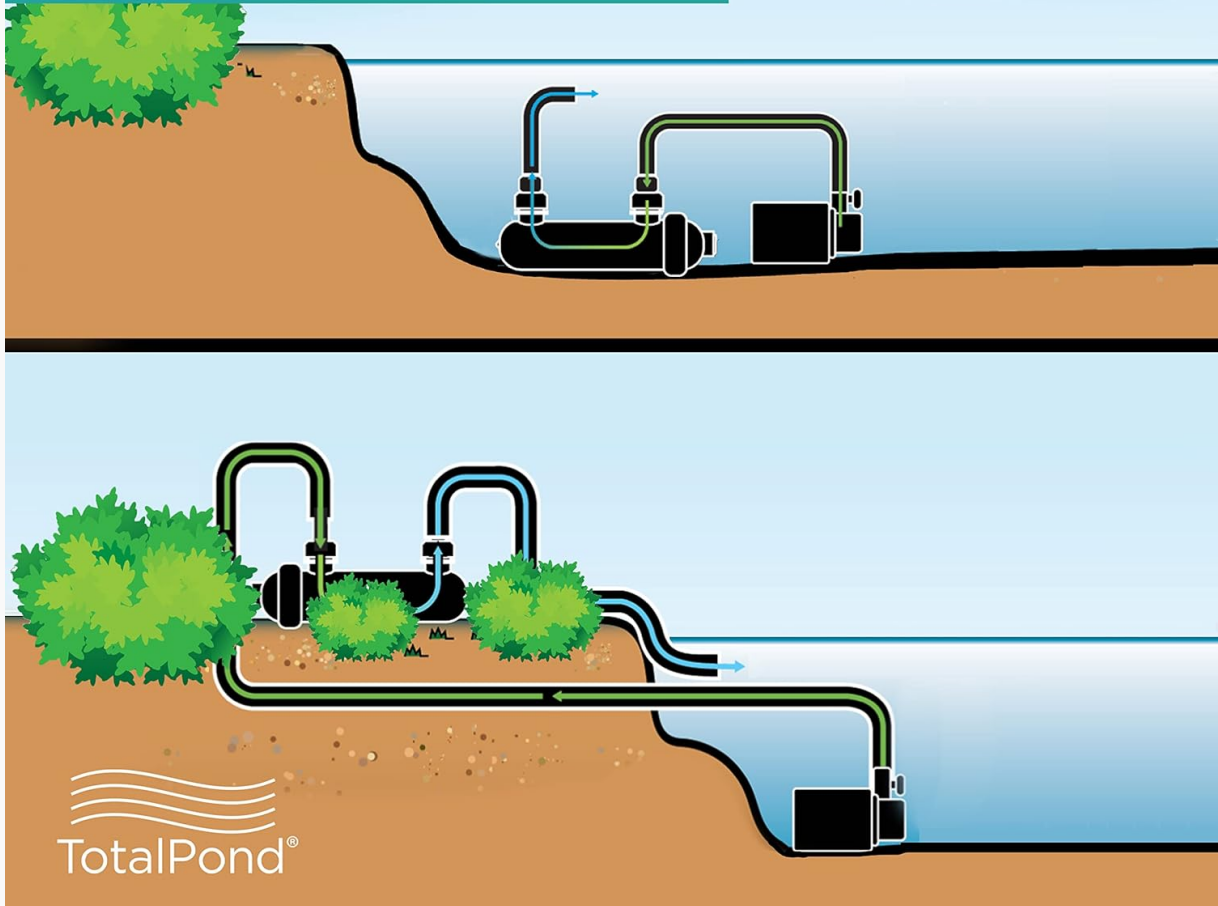


Image: Illustrates both submerged and external installation methods for the clarifier.

Official Installation Video

Your browser does not support the video tag.


Video: Official product video demonstrating the features and benefits of the TotalPond UV Pond Clarifier, including setup considerations.

Operation

Once installed and connected to a pond pump, the UV Pond Clarifier begins to treat the water. Green, murky water enters the clarifier, passes through a chamber where it is exposed to ultraviolet light from the UV bulb, and then exits as clean, clear water. The UV light neutralizes algae and other harmful microorganisms.

Cleans green water

As water passes over the bulb, it is cleaned of microorganisms that cause green, murky water




TotalPond®




Intertek

Image: Diagram showing the path of water through the UV clarifier, from inlet to outlet.

A blue indicator light on the unit confirms that the UV bulb is powered on and functioning. If this light is not illuminated, check the power connection and the bulb's condition.

Indicator light

Allows you to see that the unit is properly functioning in your pond



Image: Close-up of the clarifier's indicator light.

Maintenance

Regular maintenance ensures optimal performance and longevity of your UV Pond Clarifier. Always disconnect the power supply before performing any maintenance.

Cleaning the Quartz Sleeve

Over time, mineral deposits or algae may accumulate on the quartz sleeve, reducing the effectiveness of the UV light. To clean, carefully remove the UV bulb and then the quartz sleeve. Gently wipe the quartz sleeve with a soft cloth and a mild cleaning solution, or a solution of vinegar and water, to remove any buildup. Rinse thoroughly before reassembly.

UV Bulb Replacement

The 9-watt UV bulb has an effective life of approximately 8,000 hours. It is recommended to replace the bulb annually, typically at the start of the pond season, to ensure continuous effective water clarification. To replace the bulb, twist and remove the end cap, then carefully pull out the old bulb. Insert the new bulb, ensuring it is seated correctly, and reattach the end cap securely. No tools are needed for this process.

Easy maintenance

No tools needed



TotalPond®

Image: Step-by-step demonstration of removing the UV bulb for replacement or cleaning.

9 watt UV bulb

Lamp voltage: 60 volts

Lamp power: 9 watts

UV irradiance: 23 μ W/cm²

Bulb life: 8,000 hours



Image: Detailed view of the 9-watt UV bulb and its specifications.

Troubleshooting

- **No Indicator Light / Unit Not Powering On:**

- Check power connections and ensure the outlet is functional.
- Inspect the power adapter for damage.
- Verify the UV bulb is correctly installed and not burnt out.

- **Water Not Clearing:**

- Ensure the clarifier is correctly sized for your pond volume (up to 2,000 gallons).
- Check if the UV bulb needs replacement (recommended annually).
- Clean the quartz sleeve to remove any buildup that may be blocking UV light.
- Verify that water flow through the clarifier is adequate and not obstructed.
- Ensure the clarifier is paired with a suitable pond pump (300-800 GPH).

- **Leaks from Connections:**

- Tighten all tubing connections.

- Inspect O-rings and gaskets for proper seating and damage.

Specifications

Model	B004DL0Y76
Brand	TotalPond
Power Source	Corded Electric
UV Bulb Wattage	9 watts
UV Bulb Life	8,000 hours
Max Pond Capacity	Up to 2,000 gallons
Product Dimensions (L x W x H)	11.34" x 3.27" x 7.68"
Material	Plastic
Color	Black
Special Feature	Lighted indicator

11.34 x 3.27 x 7.68 in.
with 16 ft. power cord



Image: Dimensions of the UV Pond Clarifier.

Warranty and Support

The TotalPond UV Pond Clarifier typically comes with a 1-year manufacturer's warranty. Please refer to the product packaging or the official TotalPond website for specific warranty details and registration information.

For technical support, replacement parts, or further assistance, please contact TotalPond customer service. Contact information can usually be found on the product packaging or their official website.