

Manuals.plus /

- › Electronic Arts /
- › Electronic Arts Alice: Madness Returns PC Game Instruction Manual (Model 09872)

## Electronic Arts 09872

# Alice: Madness Returns - PC Instruction Manual

Electronic Arts | Model: 09872

## 1. INTRODUCTION

Alice: Madness Returns is an action-adventure game for PC. This manual provides essential information for game setup, gameplay mechanics, system requirements, and troubleshooting to ensure an optimal experience. The game delves into a dark and imaginative Wonderland, where Alice confronts her inner demons and uncovers truths about her past.

## 2. SETUP

### 2.1 System Requirements

Before installation, ensure your PC meets the minimum specifications:

- **Operating System:** Windows XP (SP3) / Vista (SP2) / Windows 7
- **Processor:** Intel Core 2 Duo (or equivalent) 1.6 GHz or greater / AMD Athlon X2 1.60 GHz or greater
- **RAM:** 2048 MB or greater
- **Disc Drive:** DVD ROM (required for installation only)
- **Hard Drive:** At least 8.5 GB of free space
- **Video Card:** NVIDIA GeForce 7600 256 MB PCIe or ATI Radeon X1650 256 MB PCIe or greater (Note: NVIDIA GeForce 8400, 9400, 210; ATI Radeon HD 2400, HD 3200, HD 4300, and integrated versions are below minimum requirements and not officially supported.)
- **DirectX:** DirectX 9.0c compatible (XP or Windows 7 required for DirectX 10/11)
- **Input:** Keyboard and mouse or dual analog controller

For best results, ensure the latest drivers for both video and audio cards are installed. Laptop or mobile versions of supported video cards may experience performance issues and are not officially supported.

### 2.2 Installation

1. Insert the game DVD into your computer's DVD-ROM drive.

2. The installer should launch automatically. If not, navigate to the DVD drive in 'My Computer' or 'This PC' and run 'Setup.exe'.
3. Follow the on-screen prompts to complete the installation. This typically involves accepting the license agreement, choosing an installation directory, and confirming the installation.
4. An internet connection may be required for initial product activation.

## 3. OPERATING (GAMEPLAY)

### 3.1 Basic Controls


The game supports both keyboard/mouse and a dual analog controller. A controller is generally recommended for optimal gameplay experience.

- **Movement:** W/A/S/D keys or Left Analog Stick
- **Camera:** Mouse or Right Analog Stick
- **Jump:** Spacebar or 'A' button (Xbox) / 'X' button (PlayStation)
- **Attack (Vorpal Blade):** Left Mouse Button or 'X' button (Xbox) / Square button (PlayStation)
- **Special Attack (Hobby Horse):** Right Mouse Button or 'Y' button (Xbox) / Triangle button (PlayStation)
- **Ranged Attack (Teapot Cannon):** 'E' key or 'B' button (Xbox) / Circle button (PlayStation)
- **Dodge/Shrink:** 'Shift' key or Left Trigger

### 3.2 Gameplay Features

- **Intense 3rd-person Action:** Utilize multiple upgradeable melee weapons, including the explosive Teapot Cannon, the punishing Hobby Horse, and the classic Vorpal Blade.
- **Exploration:** Navigate a dark and shattered Wonderland, encountering familiar yet altered characters such as the Cheshire Cat, the Mad Hatter, the Caterpillar, and the Red Queen.
- **Magical Abilities:** Acquire unique abilities in Wonderland, including floating with Alice's dress, shrinking to access hidden areas, and growing to towering sizes to crush enemies.
- **Interactive Puzzles:** Solve intuitive and rewarding puzzles, which include transforming obstacles, musical memories, chess challenges, and picture blocks.
- **Visually Unique Gameworld:** Experience a dynamic gameworld where visuals constantly change, affecting everything from the environment to Alice's attire.

### 3.3 Visuals and Environment




Alice navigating a path through a surreal forest environment.




Alice performing a jump between floating platforms, demonstrating platforming mechanics.




Alice in combat against two skeletal adversaries in a dilapidated garden.



Alice observing a desolate, ruined landscape, highlighting the game's atmospheric design.



Alice engaging in combat with multiple red-clad enemies within an ornate interior.




Alice on a floating platform in a bright, ethereal section of Wonderland.



Alice in intense combat, utilizing her Vorpal Blade against a large mechanical foe.



Alice deploying the Teapot Cannon in combat, showing its explosive capabilities.



A detailed view of Alice holding the Vorpal Blade, ready for action.

### 3.4 Official Videos

Your browser does not support the video tag.

Official Teaser Trailer for Alice: Madness Returns, showcasing early game footage and atmosphere.

Your browser does not support the video tag.

Second Official Teaser for Alice: Madness Returns, providing additional glimpses into the game's world and characters.

Your browser does not support the video tag.

First Official Teaser for Alice: Madness Returns, introducing the game's premise and visual style.

## 4. MAINTENANCE

To ensure continued optimal performance of Alice: Madness Returns on your PC, consider the following maintenance tips:

- **Driver Updates:** Regularly update your graphics card and audio drivers to the latest versions available from the manufacturer's website (NVIDIA, AMD, Intel).
- **Disk Space:** Ensure you have sufficient free hard drive space. The game requires at least 8.5 GB, but additional space is recommended for system operations and save files.
- **Game Patches:** Check for official game patches or updates from Electronic Arts. These often address bugs, improve performance, and add stability.
- **System Optimization:** Close unnecessary background applications while playing to free up system resources (RAM and CPU).

## 5. TROUBLESHOOTING

If you encounter issues while playing Alice: Madness Returns, refer to the following common problems and solutions:

- **Game Not Launching:**
  - Verify system requirements are met.
  - Ensure graphics drivers are up to date.
  - Run the game as an administrator.
  - Reinstall DirectX.
- **Performance Issues (Low FPS, Stuttering):**
  - Lower in-game graphics settings (resolution, texture quality, shadows).
  - Update graphics drivers.
  - Close background applications.
  - Ensure your PC is not overheating.
- **Crashes to Desktop:**
  - Check for game patches.
  - Verify game file integrity through your game client (e.g., Origin, Steam).
  - Perform a clean installation of graphics drivers.
- **Control Issues (Unresponsive or Incorrect Inputs):**
  - Ensure your controller is properly connected and recognized by your PC.
  - Check in-game control settings and re-map if necessary.
  - If using keyboard/mouse, ensure no other software is interfering with inputs.

## 6. SPECIFICATIONS

Feature	Detail
Number of Players	1
Publication Date	June 14, 2011
Computer Platform	PC
Global Trade Identification Number (GTIN)	014633098723
UPC	014633098723
ASIN	B004CD9X2W
Release Date	June 14, 2011
Rated	Mature
Product Dimensions	7.5 x 0.5 x 5.5 inches
Item Weight	2.4 ounces
Manufacturer	Electronic Arts
Item Model Number	09872

## 7. WARRANTY AND SUPPORT

### 7.1 Warranty Information

Electronic Arts (EA) provides a limited warranty for its software products. This typically covers defects in the physical media (if applicable) for a period of 90 days from the date of purchase. For detailed warranty terms and conditions, please refer to the documentation included with your game or visit the official EA website.

### 7.2 Customer Support

For technical assistance, gameplay questions, or other support inquiries, please contact Electronic Arts customer support:

- **Online Support:** Visit the official EA Help website [athelp.ea.com](http://athelp.ea.com).
- **Community Forums:** Engage with other players and find solutions on the official EA forums.
- **Social Media:** Follow @EAHelp on Twitter for updates and support.

When contacting support, please have your game's product key (if applicable) and a detailed description of your issue ready.