

Pantone RM200-PT01

# Pantone CAPSURE™ User Manual

Portable Spectrocolorimeter Color System (Model: RM200-PT01)

[Overview](#)   [Setup](#)   [Operation](#)   [Maintenance](#)   [Troubleshooting](#)   [Specifications](#)   [Warranty](#)   [Support](#)

## 1. PRODUCT OVERVIEW

The Pantone CAPSURE™ is a portable spectrocolorimeter designed for professionals in various fields, including fashion, home, graphic design, and for contractors, paint retailers, and DIY enthusiasts. This innovative tool allows for instant color matching from virtually any material or fabric to over 8,000 preloaded PANTONE Colors. It is capable of extracting and matching up to four dominant colors from intricate patterns and works on a variety of surfaces. Lightweight, accurate, and powered by a long-lasting rechargeable battery, the CAPSURE streamlines your color workflow by integrating with popular design applications.



Figure 1: The Pantone CAPSURE device, shown with its protective carrying pouch and original product packaging.

## 2. INITIAL SETUP

### 2.1 Unpacking and Contents

Upon opening the package, ensure all components are present:

- Pantone CAPSURE device
- Palette Application Software
- Protective carry pouch
- Wrist strap
- USB cable
- Quick-start guide

### 2.2 Charging the Device

The CAPSURE device is equipped with a built-in rechargeable lithium battery. Before first use, or when the battery

indicator is low, connect the device to a power source using the provided USB cable. A full charge allows for thousands of measurements.

## 2.3 Initial Calibration

For optimal accuracy, the CAPSURE device will prompt for calibration each time it is powered on. The protective cover of the device cleverly doubles as a calibration test strip. Follow the on-screen instructions to perform the calibration process. This ensures precise color measurements.

# 3. OPERATING INSTRUCTIONS

## 3.1 Taking a Color Measurement

To measure a color:

1. Ensure the device is calibrated (see Section 2.3).
2. Place the CAPSURE device flat against the surface of the material or object you wish to measure. Ensure there is full contact and no light leakage.
3. Press the measurement button located on the side of the unit.
4. The device will instantly report the closest matching PANTONE Color on its 1.75-inch color screen.



Figure 2: The CAPSURE screen showing a matched color, along with the device's intuitive interface.

## 3.2 Advanced Measurement Features

- **Multi-Color Matching:** The CAPSURE can extract, display, and match up to four dominant colors from small, patterned, or multi-colored textures and textiles.
- **On-Screen Preview:** Utilize the real-time on-screen preview for precise placement and measurement.
- **Gloss and Surface Compensation:** The device incorporates advanced technology to compensate for variations in gloss and surface texture, ensuring high accuracy.

## 3.3 Managing Color Captures

- **Storage:** The CAPSURE can store up to 100 color captures.
- **Annotation:** You can annotate color captures with voice recordings and time-and-date stamps for easy organization and recall.
- **Palette Creation:** Create palettes of your favorite shades or customize palettes for specific projects. The device also suggests harmonious and related colors.

### 3.4 Software Integration

The included Palette Application software allows you to manage and update your color libraries via CAPSURE Sync. This software facilitates seamless integration of captured colors into popular design applications such as Adobe Photoshop, Adobe Illustrator, and QuarkXPress.

## 4. CARE AND MAINTENANCE

- **Cleaning:** Use a soft, dry cloth to clean the exterior of the device. Avoid abrasive cleaners or solvents.
- **Storage:** Store the CAPSURE in its protective carry pouch when not in use to prevent scratches and damage.
- **Battery Care:** Recharge the battery regularly to maintain its lifespan. Avoid fully discharging the battery frequently.
- **Software Updates:** Periodically check for software updates for the Palette Application to ensure your color libraries are current and the device performs optimally.

## 5. TROUBLESHOOTING

Problem	Possible Cause	Solution
Device not turning on.	Low or depleted battery.	Connect the device to a power source using the USB cable and allow it to charge.
Inaccurate color readings.	Device not calibrated; improper surface contact; dirty sensor.	Perform calibration as per Section 2.3. Ensure the device is flat against the surface. Clean the sensor area with a soft cloth.
Software not recognizing device.	USB connection issue; outdated software drivers.	Ensure USB cable is securely connected. Try a different USB port. Reinstall Palette Application software or check for updates.
"Warning: Colors on screen are for guidance only" message.	This is a standard informational message.	This message indicates that for critical color accuracy, you should always verify with a physical Pantone fan deck. It is not an error.

## 6. TECHNICAL SPECIFICATIONS

Feature	Detail
Model Number	RM200-PT01
Dimensions (L x W x H)	7.48 x 3.15 x 7.48 inches

Feature	Detail
Item Weight	1.17 pounds (0.53 kg)
Power Source	Battery Powered (Lithium Metal, included)
Display Style	LCD
Color Libraries	Preloaded with over 10,000 PANTONE Colors (includes sRGB, Adobe RGB, HTML, Lab, XYZ values)
Storage Capacity	Up to 100 color captures
Material	Plastic
First Available Date	November 15, 2010

## 7. WARRANTY INFORMATION





Pantone warrants each instrument manufactured to be free of defects in material and workmanship for a period of **12 months** from the date of purchase. The included rechargeable battery is warranted for **6 months** and is replaceable at an authorized service center.

For detailed warranty terms and conditions, please refer to the official documentation included with your product or contact Pantone customer support.


## 8. CUSTOMER SUPPORT AND RESOURCES

- For further assistance, technical support, or to access additional resources, please use the following:
- **Official User Manual (PDF):** For a comprehensive guide, download the PDF manual from the official source: [Download User Manual](#)
  - **Pantone Store on Amazon:** Explore other Pantone products and resources by visiting the official store: [Visit Pantone Store](#)
  - **Online Support:** Refer to the Pantone official website for the latest support information, FAQs, and contact details.

### Related Documents

	<p><a href="#">Pantone Color Chart</a></p> <p>A comprehensive chart displaying a wide range of Pantone colors, organized by color family and numerical designation. Includes colors from yellow and orange through blues, greens, grays, and purples.</p>
	<p><a href="#">PANTONE PT-TWS008 Wireless Earphones Instruction Manual</a></p> <p>Instruction manual for PANTONE PT-TWS008 Wireless Earphones, covering safety, charging, pairing, operation, maintenance, and specifications. Includes multilingual content.</p>
	<p><a href="#">Manuale Utente Auricolari Bluetooth PANTONE PT-TWS001</a></p> <p>Manuale completo per gli auricolari Bluetooth True Wireless PANTONE PT-TWS001. Include istruzioni di sicurezza, ricarica, abbinamento, funzionamento, specifiche tecniche e smaltimento.</p>
	<p><a href="#">PANTONE Wireless Headphones PT-WH008: User Manual, Features, and Specifications</a></p> <p>Comprehensive user manual for PANTONE Wireless Headphones (PT-WH008 series). Learn about product overview, operation, pairing, troubleshooting, specifications, and safety guidelines.</p>

Documents - Pantone – RM200-PT01



[\[pdf\]](#) Catalog

Full Line Catalog 2016 P5D50840 PANTONE 5 Light D50 \$2 100 P3D65840 3 D65 X Rite Incorporated in the United States and or other countries App Store B1q3SFSx5vS ref dp product quick view m media amazon images I |||

Full Line Catalog 2016 TREND FORECASTING AND CONSULTING From custom color development and bespoke ... nd accurately to more than 10,000 PANTONE Colors. Advanced optics, yet lightweight and easy to use. **RM200-PT01** 649. CAPSURE with Bluetooth Share your color captures with devices and design apps insta...

lang:en score:20 filesize: 3.37 M page\_count: 28 document date: 2016-03-08



[\[pdf\]](#)

Product D9407083894434 s globalsources IMAGES SPL 434 |||

Product Handbook Shantou Rongtai Packing Equipment Co., Ltd. Product Introduction

Rongtai De ... Munsell 100 M80000, 31 BACK Portable Colorimeter Gloss Meter

Images Model No. Description **RM200-PT01** Place of Origin: USA PANTONE

CAPSURE™ Over 8000 PANTONE color Images RM200QC Bra...

lang:en score:12 filesize: 6.47 M page\_count: 46 document date: 2022-06-01